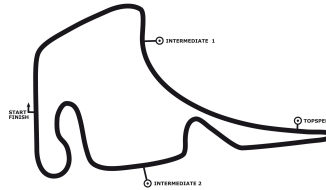


# DTM Hockenheim I

Hockenheimring, length 4574 m

04. - 06.05.2018

ADAC Formel 4



## Lap Analysis free practice 1, 04.05.2018

DMSB-Reg.No.: 122/18

### 2 Frederik Vesti , ADAC Formel 4 / DNK

theoretical besttime: 1:42.450

Lap	Time	S1	V1	S2	V2	S3	V3	Vmax	Lap	Time	S1	V1	S2	V2	S3	V3	Vmax
1	1:50.271		147	50.518	178	33.139	182	210	9	1:51.651	22.627	151	56.658	180	32.366	179	222
2	1:45.129	23.360	150	49.506	180	32.263	184	221	10	1:43.003	22.554	150	48.521	182	31.928	183	222
3	1:43.902	23.005	151	48.833	181	32.064	185	222	11	1:50.347	22.653	151	48.456	179			223
4	1:42.784	22.469	150	48.621	181	31.694	186	223	12	4:40.209	3:18.672	149	49.521	180	32.016	184	222
5	1:42.801	22.390	150	48.572	181	31.839	184	222	13	1:42.984	22.447	151	48.521	178	32.016	183	221
6	1:42.967	22.536	150	48.702	181	31.729	184	221	14	1:43.093	22.569	150	48.538	182	31.986	184	220
7	1:42.602	22.515	151	48.430	181	31.657	183	223	15	1:42.926	22.455	150	48.545	180	31.926	183	222
8	1:42.700	22.456	151	48.448	181	31.796	183	222	16	1:42.781	22.466	151	48.403	182	31.912	183	223

### 4 Niklas Krütten , ADAC Formel 4 Rookie / DEU

theoretical besttime: 1:42.550

Lap	Time	S1	V1	S2	V2	S3	V3	Vmax	Lap	Time	S1	V1	S2	V2	S3	V3	Vmax
1	2:15.423		141	55.192	175	35.031	158	173	9	1:50.169	22.790	150	48.518	183			224
2	1:51.133	25.732	151	52.016	177	33.385	185	200	10	3:20.952	1:59.939	149	48.956	175	32.057	183	224
3	1:45.284	23.426	150	49.439	182	32.419	186	230	11	1:43.267	22.842	151	48.555	181	31.870	184	225
4	1:44.221	23.151	147	48.976	181	32.094	187	225	12	1:43.176	22.507	150	48.769	179	31.900	186	225
5	1:43.633	22.637	149	48.727	181	32.269	185	225	13	1:42.826	22.477	150	48.538	182	31.811	184	224
6	1:44.135	22.850	150	48.730	182	32.555	182	225	14	1:42.984	22.484	151	48.262	182	32.238	184	224
7	1:43.411	22.714	150	48.595	182	32.102	183	224	15	1:43.277	22.672	150	48.718	181	31.887	184	223
8	1:43.229	22.764	150	48.565	181	31.900	184	224	16	1:42.785	22.491	151	48.344	181	31.950	183	224

### 5 Gianluca Petecof , ADAC Formel 4 Rookie / ITA

theoretical besttime: 1:42.894

Lap	Time	S1	V1	S2	V2	S3	V3	Vmax	Lap	Time	S1	V1	S2	V2	S3	V3	Vmax
1	2:01.597		147	55.333	160	36.441	164	183	9	1:43.141	22.544	149	48.754	180	31.843	181	221
2	1:57.369	25.553	148	53.942	166	37.874	179	175	10	1:54.533	23.383	142	50.384	179			221
3	1:48.873	23.609	149	52.454	177	32.810	184	185	11	6:00.905	4:38.887	148	49.601	178	32.417	183	219
4	1:44.203	23.039	150	49.004	178	32.160	184	221	12	1:43.443	22.736	150	48.823	181	31.884	182	221
5	1:43.330	22.592	148	48.897	180	31.841	183	219	13	1:43.228	22.620	150	48.731	181	31.877	184	221
6	1:43.365	22.590	149	48.868	181	31.907	182	220	14	1:43.158	22.628	150	48.610	181	31.920	183	224
7	1:46.991	22.947	149	52.015	180	32.029	183	204	15	1:43.028	22.472	149	48.716	181	31.840	183	221
8	1:43.228	22.602	149	48.814	180	31.812	182	222									

### 6 Ido Cohen , ADAC Formel 4 Rookie / ISR

theoretical besttime: 1:43.829

Lap	Time	S1	V1	S2	V2	S3	V3	Vmax	Lap	Time	S1	V1	S2	V2	S3	V3	Vmax
1	2:43.815		130	56.227	172	34.271	178	188	8	1:57.967	22.876	151	49.430	179			220
2	1:48.392	24.519	147	51.187	177	32.686	183	216	9	7:54.433	6:29.729	135	51.981	163	32.723	183	205
3	1:45.665	23.473	151	49.762	179	32.430	183	222	10	1:44.360	22.852	151	49.258	180	32.250	182	222
4	1:44.913	23.225	147	49.234	178	32.454	183	221	11	1:44.084	22.889	152	49.069	180	32.126	183	221
5	1:44.976	23.144	152	49.317	180	32.515	183	221	12	1:43.886	22.835	152	48.923	181	32.128	183	221
6	1:44.310	23.081	151	49.158	180	32.071	183	220	13	1:56.483	23.204	152	49.114	179			221
7	1:44.481	22.862	150	49.400	177	32.219	183	220									

### 13 Aaron Di Comberti , ADAC Formel 4 / GBR

theoretical besttime: 1:43.838

Lap	Time	S1	V1	S2	V2	S3	V3	Vmax	Lap	Time	S1	V1	S2	V2	S3	V3	Vmax
1	2:11.924		143	57.784	163	35.869	156	182	9	1:44.037	23.036	153	48.882	181	32.119	183	220
2	1:54.718	26.099	147	52.417	176	36.202	153	210	10	1:50.395	23.026	151	48.881	178			220
3	1:50.016	24.739	146	52.048	177	33.229	183	222	11	5:35.643	4:12.425	151	49.615	177	33.603	184	218
4	1:46.181	23.462	153	49.900	179	32.819	185	221	12	1:44.115	22.892	150	49.043	179	32.180	178	222
5	1:45.032	23.089	153	49.266	182	32.677	183	224	13	1:45.760	23.225	152	50.298	178	32.237	183	220
6	1:44.687	23.237	151	49.189	181	32.261	181	220	14	1:43.992	22.987	153	48.853	180	32.152	182	222
7	1:44.341	23.214	150	48.906	181	32.221	183	220	15	1:44.195	23.016	153	48.827	175	32.352	181	222
8	1:44.295	22.963	152	49.146	180	32.186	183	219									

### 14 Leonardo Lorandi , ADAC Formel 4 / ITA

theoretical besttime: 1:43.312

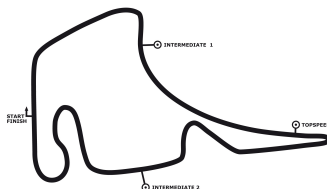
Lap	Time	S1	V1	S2	V2	S3	V3	Vmax	Lap	Time	S1	V1	S2	V2	S3	V3	Vmax
1	2:11.169		130	57.270	152	36.534	162	169	8	1:44.359	23.092	151	49.143	178	32.124	183	218
2	1:52.235	25.906	148	52.365	169	33.964	175	214	9	1:43.850	22.904	150	48.895	179	32.051	181	218
3	1:47.457	24.189	149	50.439	177	32.829	183	218	10	1:43.833	22.894	151	48.964	180	31.975	182	218
4	1:51.370	24.888	141	53.193	175	33.289	184	199	11	1:43.905	22.916	150	48.989	177	32.000	182	217
5	1:45.254	23.155	150	49.527	177	32.572	177	217	12	1:43.369	22.602	150	48.885	180	31.882	183	217
6	1:50.932	24.301	150	49.397	179			218	13	1:51.196	22.736	151	54.465	151	33.995	181	158
7	6:53.845	5:31.255	148	50.090	177	32.500	181	214	14	1:43.475	22.765	150	48.878	180	31.832	183	218

# DTM Hockenheim I

Hockenheimring, length 4574 m

04. - 06.05.2018

ADAC Formel 4



## Lap Analysis free practice 1, 04.05.2018

DMSB-Reg.No.: 122/18

### 21 Charles Weerts , ADAC Formel 4 / BEL

theoretical besttime: 1:42.551

Lap	Time	S1	V1	S2	V2	S3	V3	Vmax	Lap	Time	S1	V1	S2	V2	S3	V3	Vmax
1	2:05.403		148	51.576	176	33.874	181	209	9	1:43.132	<b>22.480</b>	149	48.592	180	32.060	183	222
2	1:45.042	23.116	151	49.722	178	32.204	184	219	10	1:48.737	22.694	151	48.463	<b>183</b>			222
3	1:43.433	22.816	151	48.635	181	31.982	<b>185</b>	222	11	6:02.679	4:37.954	148	49.174	177	35.551	184	217
4	1:43.186	22.554	151	48.540	182	32.092	185	223	12	1:43.067	22.536	150	48.481	179	32.050	183	223
5	1:42.920	22.580	150	48.367	182	31.973	184	221	13	1:42.916	22.650	151	48.278	180	31.988	183	<b>226</b>
6	1:42.781	22.541	151	48.412	182	<b>31.828</b>	184	221	14	<b>1:42.780</b>	22.512	<b>152</b>	<b>48.243</b>	182	32.025	184	223
7	1:43.017	22.667	151	48.324	179	32.026	183	223	15	1:43.481	22.751	152	48.472	179	32.258	182	222
8	1:43.198	22.618	150	48.456	181	32.124	183	222									

### 22 Lucas Alecco Roy , ADAC Formel 4 / MCO

theoretical besttime: 1:43.490

Lap	Time	S1	V1	S2	V2	S3	V3	Vmax	Lap	Time	S1	V1	S2	V2	S3	V3	Vmax
1	1:58.084		147	51.646	173	34.104	179	211	9	1:44.073	22.834	151	48.957	179	32.282	181	222
2	1:47.480	24.072	148	50.141	174	33.267	178	220	10	1:50.493	23.028	151	49.469	175			220
3	1:45.480	23.235	150	49.436	178	32.809	184	221	11	4:03.139	2:41.378	149	49.261	177	32.500	184	219
4	1:47.479	<b>22.693</b>	151	51.064	143	33.722	<b>185</b>	221	12	<b>1:43.728</b>	22.743	150	48.900	179	<b>32.085</b>	183	221
5	1:45.352	23.318	150	49.333	178	32.701	184	221	13	1:47.094	25.188	150	49.365	178	32.541	179	222
6	1:44.130	22.906	151	48.870	<b>179</b>	32.354	181	221	14	1:45.087	23.106	144	49.697	178	32.284	185	220
7	1:44.737	23.027	<b>152</b>	49.217	175	32.493	183	222	15	1:43.823	22.720	152	<b>48.712</b>	179	32.391	184	<b>223</b>
8	1:44.221	23.188	150	48.809	179	32.224	183	222	16	1:47.798	25.782	149	49.310	178	32.706	183	222

### 23 Joey Alders , ADAC Formel 4 Rookie / NLD

theoretical besttime: 1:43.155

Lap	Time	S1	V1	S2	V2	S3	V3	Vmax	Lap	Time	S1	V1	S2	V2	S3	V3	Vmax
1	2:18.200		146	50.655	177	33.574	182	219	9	1:52.245	22.839	151	48.880	181			221
2	1:47.716	23.745	<b>152</b>	50.384	180	33.587	183	<b>223</b>	10	5:54.381	4:32.788	150	49.194	178	32.399	184	221
3	1:45.323	23.175	151	49.461	181	32.687	<b>186</b>	222	11	1:43.869	23.015	151	48.781	180	32.073	184	220
4	1:43.967	22.884	152	49.011	180	32.072	186	222	12	1:43.673	22.663	151	49.087	180	<b>31.923</b>	183	221
5	1:43.605	22.733	151	48.919	181	31.953	185	220	13	1:45.024	22.691	151	49.802	177	32.531	184	220
6	1:45.131	22.631	152	48.718	181	33.782	178	221	14	<b>1:43.240</b>	<b>22.548</b>	151	<b>48.684</b>	<b>182</b>	32.008	180	221
7	1:45.763	23.646	151	49.352	181	32.765	182	220	15	1:52.469	22.845	152	50.385	180			213
8	1:44.185	22.862	151	49.036	180	32.287	183	220									

### 26 Leon Köhler , ADAC Formel 4 Rookie / DEU

theoretical besttime: 1:42.986

Lap	Time	S1	V1	S2	V2	S3	V3	Vmax	Lap	Time	S1	V1	S2	V2	S3	V3	Vmax
1	2:14.924		147	55.099	166	36.069	152	169	9	1:50.953	22.614	149	48.601	182			224
2	1:50.386	25.406	151	51.015	177	33.965	182	220	10	4:39.801	3:18.410	147	49.246	179	32.145	183	222
3	1:47.365	24.317	151	50.200	181	32.848	184	225	11	1:43.605	22.947	<b>152</b>	48.618	180	32.040	180	222
4	1:44.730	23.402	150	49.098	180	32.230	<b>185</b>	223	12	1:43.215	22.806	151	<b>48.485</b>	182	31.924	183	222
5	1:43.727	22.912	150	48.784	181	32.031	182	223	13	1:43.362	22.721	152	48.614	181	32.027	183	222
6	1:43.689	22.801	150	48.838	<b>182</b>	32.050	182	223	14	<b>1:43.190</b>	<b>22.595</b>	152	48.556	180	32.039	183	221
7	1:43.606	23.026	151	48.587	181	31.993	183	<b>226</b>	15	1:43.902	22.745	152	48.549	181	32.608	182	222
8	1:43.466	22.797	150	48.763	181	<b>31.906</b>	183	223	16	1:44.080	23.343	152	48.645	179	32.092	183	222

### 27 David Schumacher , ADAC Formel 4 Rookie / DEU

theoretical besttime: 1:42.855

Lap	Time	S1	V1	S2	V2	S3	V3	Vmax	Lap	Time	S1	V1	S2	V2	S3	V3	Vmax
1	2:39.608		149	51.697	176	33.451	181	209	8	1:49.312	22.819	152	49.029	178			221
2	1:45.781	23.656	151	49.517	178	32.608	182	219	9	7:14.523	5:53.271	151	49.137	181	32.115	182	221
3	1:44.221	23.136	151	49.215	179	31.870	<b>185</b>	221	10	1:43.237	22.734	152	48.701	182	31.802	183	<b>222</b>
4	1:43.646	22.863	<b>152</b>	48.855	180	31.928	183	221	11	1:43.301	22.612	152	48.848	178	31.841	182	222
5	1:43.647	22.907	152	48.869	180	31.871	184	221	12	1:43.045	22.641	151	48.625	181	31.779	183	221
6	<b>1:43.020</b>	22.606	151	48.694	<b>182</b>	<b>31.720</b>	183	221	13	1:43.063	<b>22.518</b>	152	48.681	181	31.864	183	222
7	1:43.304	22.601	151	48.778	180	31.925	183	221	14	1:43.072	22.566	152	<b>48.617</b>	180	31.889	183	222

### 28 Mick Wishofer , ADAC Formel 4 / AUT

theoretical besttime: 1:42.490

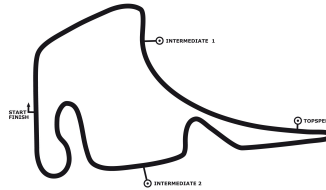
Lap	Time	S1	V1	S2	V2	S3	V3	Vmax	Lap	Time	S1	V1	S2	V2	S3	V3	Vmax
1	2:58.734		149	52.071	174	32.961	178	154	8	1:42.780	22.500	152	48.452	183	31.828	185	222
2	1:50.127	23.246	152	49.162	181	37.719	185	220	9	1:49.782	22.552	151	48.531	182			222
3	1:43.405	22.701	151	48.943	182	31.761	<b>186</b>	220	10	7:19.475	5:53.678	150	53.827	180	31.970	184	191
4	1:43.035	22.656	151	48.703	182	31.676	185	221	11	1:42.904	22.640	153	48.456	182	31.808	182	222
5	1:43.408	22.734	<b>153</b>	48.791	181	31.883	185	<b>225</b>	12	1:43.192	22.534	152	48.524	182	32.134	183	220
6	1:43.168	22.687	152	48.691	<b>183</b>	31.790	182	221	13	1:42.909	<b>22.464</b>	152	48.429	182	32.016	183	222
7	<b>1:42.582</b>	22.550	150	48.401	181	<b>31.631</b>	185	222	14	1:42.598	22.512	152	<b>48.395</b>	181	31.691	184	221

# DTM Hockenheim I

Hockenheimring, length 4574 m

04. - 06.05.2018

ADAC Formel 4



DMSB-Reg.No.: 122/18

## Lap Analysis free practice 1, 04.05.2018

### 30 Liam Lawson , ADAC Formel 4 / NLD

theoretical besttime: 1:42.468

Lap	Time	S1	V1	S2	V2	S3	V3	Vmax	Lap	Time	S1	V1	S2	V2	S3	V3	Vmax
1	1:54.394		146	50.493	180	33.149	182	219	9	1:51.700	22.558	148	48.656	182			222
2	1:45.049	23.308	149	49.461	179	32.280	183	221	10	5:23.884	3:55.446	147	50.096	179			221
3	1:43.615	22.703	<b>151</b>	48.959	180	31.953	183	<b>223</b>	11	2:16.220	55.215	148	48.979	181	32.026	185	221
4	1:43.021	22.460	148	48.837	180	31.724	<b>186</b>	222	12	1:42.732	22.432	150	48.595	181	<b>31.705</b>	183	222
5	1:42.865	<b>22.387</b>	148	48.574	181	31.904	183	221	13	1:42.770	22.444	149	48.472	182	31.854	185	222
6	1:42.835	22.515	150	48.556	180	31.764	185	220	14	1:42.782	22.434	150	48.527	182	31.821	183	223
7	<b>1:42.642</b>	22.468	151	48.413	<b>182</b>	31.761	183	222	15	1:42.719	22.532	151	<b>48.376</b>	180	31.811	184	221
8	1:42.875	22.624	150	48.521	181	31.730	183	222									

### 33 Jack Doohan , ADAC Formel 4 Rookie / AUS

theoretical besttime: 1:43.127

Lap	Time	S1	V1	S2	V2	S3	V3	Vmax	Lap	Time	S1	V1	S2	V2	S3	V3	Vmax
1	2:08.392		147	53.289	172	33.607	178	201	8	1:52.095	22.762	151	48.806	180			222
2	1:47.599	23.984	<b>151</b>	50.860	174	32.755	181	205	9	7:57.145	6:34.948	150	49.888	177	32.309	183	216
3	1:45.023	23.278	150	49.562	178	32.183	<b>184</b>	215	10	<b>1:43.287</b>	22.565	150	48.840	181	<b>31.882</b>	184	223
4	1:43.947	22.835	151	49.054	180	32.058	184	221	11	1:43.983	<b>22.502</b>	150	<b>48.743</b>	180	32.738	181	<b>224</b>
5	1:44.618	22.777	149	49.575	179	32.266	183	222	12	1:43.550	22.763	149	48.836	181	31.951	183	222
6	1:44.098	22.738	150	49.210	<b>181</b>	32.150	182	220	13	1:43.423	22.666	151	48.755	180	32.002	183	224
7	1:44.107	22.771	146	49.323	180	32.013	183	221	14	1:43.934	22.713	150	49.100	180	32.121	183	222

### 44 Lirim Zendeli , ADAC Formel 4 / DEU

theoretical besttime: 1:41.901

Lap	Time	S1	V1	S2	V2	S3	V3	Vmax	Lap	Time	S1	V1	S2	V2	S3	V3	Vmax
1	3:09.744		144	51.585	172	32.312	181	197	8	1:49.115	<b>22.288</b>	152	48.368	182			223
2	1:43.516	23.079	<b>154</b>	48.522	182	31.915	<b>187</b>	222	9	8:00.349	6:37.609	148	50.775	181	31.965	184	203
3	1:42.554	22.451	152	48.380	182	31.723	186	<b>223</b>	10	1:42.257	22.312	152	48.425	180	31.520	183	222
4	1:42.693	22.417	152	48.419	<b>183</b>	31.857	184	223	11	<b>1:41.928</b>	22.315	152	<b>48.165</b>	182	<b>31.448</b>	185	221
5	1:49.305	22.454	153	53.322	174	33.529	184	222	12	1:42.161	22.308	153	48.188	183	31.665	184	222
6	1:42.152	22.412	151	48.213	183	31.527	184	222	13	1:43.472	22.404	153	48.188	182	32.880	107	222
7	1:42.431	22.430	151	48.459	181	31.542	185	222									

### 64 Oliver Caldwell , ADAC Formel 4 / GBR

theoretical besttime: 1:43.095

Lap	Time	S1	V1	S2	V2	S3	V3	Vmax	Lap	Time	S1	V1	S2	V2	S3	V3	Vmax
1	2:06.363		148	52.538	162	34.894	177	214	8	1:45.341	22.654	149	49.920	175	32.767	182	<b>222</b>
2	1:48.224	24.939	148	50.416	178	32.869	183	213	9	1:53.928	22.657	150	49.133	177			219
3	1:45.379	23.326	150	49.826	178	32.227	183	221	10	8:20.894	6:58.611	149	49.881	178	32.402	181	217
4	1:43.814	22.894	150	48.967	179	31.953	<b>184</b>	219	11	1:43.540	22.687	<b>151</b>	48.733	<b>181</b>	32.120	183	219
5	1:48.346	22.720	149	50.348	136	35.278	183	220	12	1:43.550	22.699	149	48.844	181	32.007	183	220
6	1:43.594	<b>22.574</b>	149	49.053	180	31.967	183	219	13	<b>1:43.162</b>	22.641	150	<b>48.622</b>	181	<b>31.899</b>	182	220
7	1:43.556	22.663	150	48.881	180	32.012	183	221	14	1:43.351	22.676	149	48.692	178	31.983	183	221

### 74 Enzo Fittipaldi , ADAC Formel 4 / ITA

theoretical besttime: 1:42.652

Lap	Time	S1	V1	S2	V2	S3	V3	Vmax	Lap	Time	S1	V1	S2	V2	S3	V3	Vmax
1	2:05.694		117	57.311	166	35.550	163	174	8	1:43.019	22.591	148	48.694	180	31.734	184	<b>223</b>
2	1:54.750	25.418	144	55.052	161	34.280	183	196	9	1:43.166	22.526	148	48.817	180	31.823	183	222
3	1:44.681	23.052	149	49.636	180	31.993	<b>184</b>	210	10	1:59.274	26.221	129	51.040	177			221
4	1:48.660	22.770	147	49.712	171	36.178	178	220	11	7:21.668	5:58.659	143	50.940	177	32.069	183	203
5	1:43.718	23.000	147	48.939	181	31.779	183	221	12	1:43.188	22.669	<b>150</b>	48.777	181	31.742	184	220
6	1:43.278	22.635	149	48.773	181	31.870	183	221	13	<b>1:42.712</b>	<b>22.447</b>	149	<b>48.481</b>	<b>182</b>	31.784	182	223
7	1:43.020	22.681	149	48.615	180	<b>31.724</b>	183	222	14	1:42.917	22.513	149	48.552	179	31.852	183	222

### 80 Andreas Estner , ADAC Formel 4 / DEU

theoretical besttime: 1:43.079

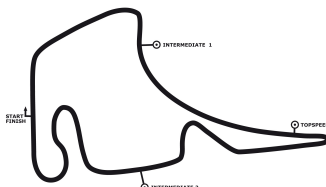
Lap	Time	S1	V1	S2	V2	S3	V3	Vmax	Lap	Time	S1	V1	S2	V2	S3	V3	Vmax
1	2:52.945		146	53.696	174	33.386	177	177	9	1:43.707	22.672	150	48.848	180	32.187	183	221
2	1:47.192	24.029	151	50.555	176	32.608	183	210	10	1:49.715	22.792	<b>152</b>	48.902	179			<b>222</b>
3	1:44.679	23.212	149	49.152	180	32.315	<b>184</b>	221	11	5:15.606	3:53.545	151	49.686	179	32.375	183	221
4	1:43.891	22.734	151	48.938	180	32.219	183	220	12	1:43.734	22.810	151	48.821	180	32.103	183	221
5	1:44.188	22.748	150	49.089	180	32.351	183	220	13	1:43.449	22.821	152	<b>48.647</b>	181	31.981	184	220
6	1:43.507	22.679	151	48.825	<b>181</b>	32.003	182	220	14	<b>1:43.109</b>	<b>22.524</b>	151	48.677	181	<b>31.908</b>	183	222
7	1:43.804	22.783	151	48.850	178	32.171	183	221	15	1:44.316	22.604	150	48.753	177	32.959	180	222
8	1:43.598	22.684	151	48.784	180	32.130	183	221									

# DTM Hockenheim I

Hockenheimring, length 4574 m

04. - 06.05.2018

ADAC Formel 4



## Lap Analysis free practice 1, 04.05.2018

DMSB-Reg.No.: 122/18

### 81 Sebastian Estner , ADAC Formel 4 Rookie / DEU

theoretical besttime: 1:43.897

Lap	Time	S1	V1	S2	V2	S3	V3	Vmax	Lap	Time	S1	V1	S2	V2	S3	V3	Vmax
1	2:52.090		146	53.271	177	33.711	181	194	9	1:44.214	23.031	150	49.065	181	<b>32.118</b>	183	220
2	1:49.500	25.359	<b>152</b>	51.240	179	32.901	184	204	10	1:53.784	23.064	151	49.272	178			221
3	1:46.814	23.970	152	50.073	178	32.771	185	<b>221</b>	11	5:31.519	4:08.561	148	50.059	175	32.899	182	218
4	1:45.780	23.890	151	49.553	<b>181</b>	32.337	184	220	12	1:44.401	23.130	150	49.012	181	32.259	183	219
5	1:45.486	23.363	152	49.840	179	32.283	<b>186</b>	219	13	<b>1:43.973</b>	<b>22.981</b>	151	48.850	181	32.142	183	219
6	1:45.434	23.389	151	49.695	181	32.350	183	220	14	1:45.307	24.167	151	48.824	180	32.316	182	220
7	1:44.628	23.149	151	49.173	177	32.306	183	220	15	1:44.416	23.185	152	<b>48.798</b>	181	32.433	183	220
8	1:44.629	23.132	151	49.019	180	32.478	184	220									

### 95 Tom Beckhäuser , ADAC Formel 4 / CZE

theoretical besttime: 1:43.112

Lap	Time	S1	V1	S2	V2	S3	V3	Vmax	Lap	Time	S1	V1	S2	V2	S3	V3	Vmax
1	3:21.099		149	51.909	175	32.837	178	195	8	1:49.832	22.901	153	49.077	178			220
2	1:46.204	23.476	153	50.436	180	32.292	183	211	9	9:02.881	7:37.477	149	53.002	169	32.402	183	198
3	1:44.952	23.263	150	49.622	179	32.067	<b>185</b>	218	10	1:43.791	22.845	153	48.944	180	32.002	183	218
4	1:44.831	23.066	151	48.918	<b>181</b>	32.847	179	220	11	1:44.403	<b>22.656</b>	153	48.933	180	32.814	184	219
5	1:44.645	23.199	152	49.191	181	32.255	182	219	12	1:44.060	23.049	<b>154</b>	48.861	181	32.150	178	220
6	<b>1:43.282</b>	22.826	153	<b>48.705</b>	180	<b>31.751</b>	183	<b>221</b>	13	1:43.927	22.877	154	49.025	180	32.025	182	220
7	1:44.321	22.667	152	49.179	177	32.475	181	221									