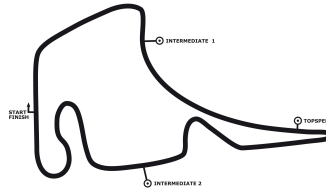


DTM Hockenheim I

Hockenheimring, length 4574 m

04. - 06.05.2018

ADAC Formel 4



Lap Analysis free practice 2, 04.05.2018

DMSB-Reg.No.: 122/18

2 Frederik Vesti , ADAC Formel 4 / DNK

theoretical besttime: 1:41.682

Lap	Time	S1	V1	S2	V2	S3	V3	Vmax	Lap	Time	S1	V1	S2	V2	S3	V3	Vmax
1	2:07.723		148	50.205	179	32.337	186	212	9	1:46.008	23.368	149	50.995	182	31.645	187	211
2	1:43.840	22.960	148	48.849	181	32.031	186	220	10	1:42.697	22.173	150	48.948	183	31.576	187	220
3	1:43.351	22.484	148	48.862	180	32.005	184	220	11	1:42.062	22.164	150	48.398	184	31.500	189	219
4	1:44.548	22.536	149	49.242	159	32.770	184	224	12	1:41.912	22.046	151	48.416	184	31.450	188	223
5	1:43.674	22.679	148	48.871	182	32.124	186	219	13	1:42.387	22.280	151	48.590	184	31.517	187	222
6	1:43.322	22.414	148	48.756	182	32.152	184	219	14	1:42.193	22.114	150	48.616	183	31.463	186	217
7	1:51.874	2:27.52	148	49.083	180			220	15	1:41.682	22.034	150	48.331	183	31.317	187	221
8	4:13.729	2:44.674	145	56.269	174	32.786	183	204	16	2:02.430	22.612	150	51.214	175			219

4 Niklas Krütten , ADAC Formel 4 Rookie / DEU

theoretical besttime: 1:42.090

Lap	Time	S1	V1	S2	V2	S3	V3	Vmax	Lap	Time	S1	V1	S2	V2	S3	V3	Vmax
1	2:05.814		144	54.545	170	34.682	181	188	9	1:43.356	22.820	150	48.860	183	31.676	186	218
2	1:44.651	23.066	151	49.224	181	32.361	184	221	10	1:42.525	22.325	150	48.310	183	31.890	185	220
3	1:43.747	22.635	148	48.952	182	32.160	183	220	11	1:42.693	22.393	149	48.714	184	31.586	185	218
4	1:43.686	22.762	148	48.839	183	32.085	185	219	12	1:42.411	22.347	149	48.528	184	31.536	187	219
5	1:43.615	22.667	148	48.889	182	32.059	184	220	13	1:42.980	22.352	149	48.795	178	31.833	185	219
6	1:43.244	22.652	149	48.652	181	31.940	186	221	14	1:42.813	22.472	148	48.595	184	31.746	186	218
7	1:49.576	2:27.29	149	48.698	183			219	15	1:42.862	22.244	150	48.571	183	32.047	184	220
8	4:26.788	3:00.799	136	52.965	178	33.024	182	194	16	1:43.179	22.756	151	48.558	183	31.865	187	219

5 Gianluca Petecof , ADAC Formel 4 Rookie / ITA

theoretical besttime: 1:42.221

Lap	Time	S1	V1	S2	V2	S3	V3	Vmax	Lap	Time	S1	V1	S2	V2	S3	V3	Vmax
1	2:00.499		147	51.140	167			209	9	1:43.034	22.645	150	48.836	182	31.553	185	217
2	2:19.836	54.191	146	50.407	179	35.238	180	202	10	1:42.444	22.227	150	48.777	182	31.440	187	217
3	1:43.848	22.739	149	49.260	182	31.849	184	215	11	1:42.426	22.285	150	48.660	183	31.481	185	216
4	1:43.191	22.409	148	48.857	182	31.925	183	217	12	2:00.566	22.476	149	53.564	117	44.526	184	216
5	1:43.217	22.444	148	48.973	181	31.800	186	217	13	1:47.747	22.429	149	49.532	171	35.786	185	216
6	1:51.988	22.647	149	48.683	181			219	14	1:42.930	22.414	150	48.698	183	31.818	186	221
7	4:49.136	3:19.362	138	53.319	164	36.455	168	185	15	1:42.537	22.329	149	48.554	181	31.654	185	219
8	1:50.660	24.416	148	51.887	169	34.357	184	187									

6 Ido Cohen , ADAC Formel 4 Rookie / ISR

theoretical besttime: 1:43.502

Lap	Time	S1	V1	S2	V2	S3	V3	Vmax	Lap	Time	S1	V1	S2	V2	S3	V3	Vmax
1	2:44.570		117	54.462	175	33.475	184	196	9	1:43.786	22.747	151	49.100	181	31.939	183	218
2	1:44.359	23.006	150	49.277	180	32.076	183	220	10	1:44.978	22.654	150	50.138	179	32.186	183	217
3	1:44.373	22.669	149	49.539	181	32.165	184	218	11	1:43.711	22.720	149	49.133	182	31.858	183	218
4	1:44.555	22.825	149	49.553	180	32.177	184	216	12	1:59.202	23.002	150	51.090	180			211
5	1:46.356	23.019	150	51.078	179	32.259	185	217	13	4:47.862	3:15.167	126	57.322	173	35.373	184	184
6	1:44.399	22.985	149	49.229	181	32.185	183	218	14	1:47.929	23.033	149	52.579	180	32.317	186	221
7	1:44.010	22.843	151	49.078	181	32.089	184	216	15	1:44.086	22.728	152	48.990	181	32.368	185	219
8	1:44.206	22.877	149	49.296	181	32.033	185	217									

13 Aaron Di Comberti , ADAC Formel 4 / GBR

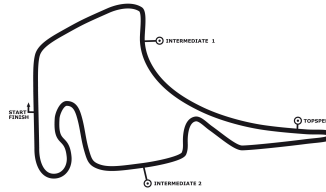
theoretical besttime: 1:42.970

Lap	Time	S1	V1	S2	V2	S3	V3	Vmax	Lap	Time	S1	V1	S2	V2	S3	V3	Vmax
1	2:16.172		148	52.541	175	32.831	177	191	9	1:43.499	22.776	150	48.935	182	31.788	185	216
2	1:48.912	24.061	150	52.250	177	32.601	182	216	10	1:42.970	22.537	151	48.747	180	31.686	184	216
3	1:51.488	23.164	151	50.543	177			216	11	1:44.563	22.576	151	48.819	183	33.168	183	216
4	4:41.765	3:14.426	142	54.347	176	32.992	182	200	12	1:43.613	22.810	151	49.002	183	31.801	184	217
5	1:45.592	23.715	151	49.815	180	32.062	185	214	13	1:44.775	22.814	152	49.074	180	32.887	184	216
6	1:43.656	22.744	151	49.081	183	31.831	185	216	14	1:43.237	22.587	152	48.868	183	31.782	186	217
7	1:43.652	22.731	152	49.142	180	31.779	185	216	15	1:45.365	23.177	151	49.649	179	32.539	185	217
8	1:44.549	22.876	151	48.872	183	32.801	182	218	16	1:43.073	22.614	153	48.757	181	31.702	185	218

14 Leonardo Lorandi , ADAC Formel 4 / ITA

theoretical besttime: 1:42.307

Lap	Time	S1	V1	S2	V2	S3	V3	Vmax	Lap	Time	S1	V1	S2	V2	S3	V3	Vmax
1	4:14.616		118	57.838	160	35.179	148	172	8	1:42.840	22.498	148	48.890	183	31.452	187	215
2	1:46.628	24.689	149	49.911	181	32.028	184	213	9	1:42.472	22.355	149	48.675	183	31.442	187	217
3	1:43.114	22.545	149	48.969	182	31.600	186	215	10	1:43.823	22.290	149	49.370	179	32.163	186	216
4	1:42.932	22.561	150	48.733	183	31.638	187	216	11	1:50.786	22.274	149	52.593	136	35.919	186	217
5	1:52.120	22.723	150	55.763	177	33.634	185	148	12	1:42.835	22.342	150	48.591	182	31.902	186	219
6	1:51.842	22.433	149	48.867	182			215	13	1:45.306	22.947	150	50.041	182	32.318	183	219
7	7:07.811	5:41.289	130	53.603	141	32.919	183	183									



Lap Analysis free practice 2, 04.05.2018

21 Charles Weerts , ADAC Formel 4 / BEL

theoretical besttime: 1:41.534

Lap	Time	S1	V1	S2	V2	S3	V3	Vmax	Lap	Time	S1	V1	S2	V2	S3	V3	Vmax
1	2:10.172		149	49.450	179	32.572	183	216	9	1:41.534	22.096	151	48.140	184	31.298	187	219
2	1:43.875	22.701	149	48.919	181	32.255	185	220	10	1:41.732	22.143	151	48.160	183	31.429	186	220
3	1:43.917	22.594	150	48.896	180	32.427	184	221	11	1:58.719	22.232	150	55.755	93	40.732	187	221
4	1:44.117	22.542	148	49.033	183	32.542	182	219	12	1:41.982	22.211	150	48.410	183	31.361	185	218
5	1:43.836	22.774	149	48.799	182	32.263	183	219	13	1:42.641	22.565	149	48.578	184	31.498	186	216
6	1:50.731	22.762	149	49.965	176			219	14	1:42.054	22.285	151	48.332	184	31.437	185	220
7	5:11.076	3:47.334	146	51.699	176	32.043	186	193	15	1:42.833	22.268	149	48.491	183	32.074	186	220
8	1:41.963	22.344	152	48.305	184	31.314	187	219									

22 Lucas Alecco Roy , ADAC Formel 4 / MCO

theoretical besttime: 1:42.428

Lap	Time	S1	V1	S2	V2	S3	V3	Vmax	Lap	Time	S1	V1	S2	V2	S3	V3	Vmax
1	1:58.855		145	50.965	175	34.104	181	211	9	1:42.846	22.643	149	48.539	183	31.664	186	217
2	1:45.735	23.221	149	50.100	178	32.414	182	217	10	1:43.161	22.598	149	48.770	183	31.793	187	219
3	1:45.435	23.034	149	50.050	180	32.351	184	217	11	1:42.970	22.379	149	48.884	183	31.707	183	216
4	1:44.413	22.891	149	49.121	181	32.401	183	218	12	1:43.129	22.761	149	48.654	183	31.714	186	218
5	1:51.967	23.349	149	48.887	179			218	13	1:45.582	24.284	150	49.229	181	32.069	186	216
6	5:18.730	3:54.731	141	50.833	176	33.166	182	211	14	1:42.962	22.424	150	48.865	183	31.673	188	219
7	1:44.748	23.051	150	49.179	180	32.518	185	213	15	1:42.600	22.332	149	48.432	182	31.836	186	220
8	1:44.837	23.457	147	49.375	181	32.005	187	218	16	1:46.281	24.396	150	48.658	181	33.227	176	219

23 Joey Alders , ADAC Formel 4 Rookie / NLD

theoretical besttime: 1:42.082

Lap	Time	S1	V1	S2	V2	S3	V3	Vmax	Lap	Time	S1	V1	S2	V2	S3	V3	Vmax
1	1:59.606		149	52.586	175	34.525	185	192	9	1:42.867	22.565	151	48.690	183	31.612	185	217
2	1:45.609	22.888	151	50.695	181	32.026	187	199	10	1:42.510	22.311	151	48.760	183	31.439	185	218
3	1:43.627	22.679	152	48.967	181	31.981	185	221	11	1:42.443	22.345	150	48.577	183	31.521	186	216
4	1:43.528	22.600	149	49.002	182	31.926	182	216	12	1:42.277	22.292	150	48.645	184	31.340	187	217
5	1:43.696	22.589	150	49.085	182	32.022	186	217	13	1:42.365	22.285	150	48.599	184	31.481	186	216
6	1:53.979	22.617	150	50.391	177			214	14	1:42.406	22.327	151	48.565	184	31.514	186	217
7	4:51.013	3:26.122	146	51.925	179	32.966	183	197	15	1:42.627	22.279	150	48.635	183	31.713	186	219
8	1:44.109	23.425	152	48.949	182	31.735	186	219	16	1:42.386	22.390	152	48.463	183	31.533	187	218

26 Leon Köhler , ADAC Formel 4 Rookie / DEU

theoretical besttime: 1:42.318

Lap	Time	S1	V1	S2	V2	S3	V3	Vmax	Lap	Time	S1	V1	S2	V2	S3	V3	Vmax
1	2:30.097		148	51.445	176	32.870	183	217	9	1:43.498	23.104	153	48.721	183	31.673	185	218
2	1:44.792	23.114	150	49.359	180	32.319	184	219	10	1:42.642	22.610	152	48.615	182	31.417	185	218
3	1:44.000	22.967	151	48.989	182	32.044	181	217	11	1:42.782	22.593	150	48.624	183	31.565	187	218
4	1:43.915	22.843	150	48.921	180	32.151	184	216	12	1:42.397	22.421	152	48.488	183	31.488	186	219
5	1:43.984	22.864	151	48.945	179	32.175	184	217	13	1:42.858	22.599	150	48.649	183	31.610	185	217
6	1:44.293	23.046	148	49.176	179	32.071	184	217	14	1:42.749	22.437	151	48.480	183	31.832	185	219
7	1:51.559	22.944	150	49.162	180			218	15	1:43.262	22.833	151	48.635	181	31.794	186	220
8	4:29.082	3:04.660	145	51.760	177	32.662	181	201	16	1:42.779	22.489	152	48.648	183	31.642	184	219

27 David Schumacher , ADAC Formel 4 Rookie / DEU

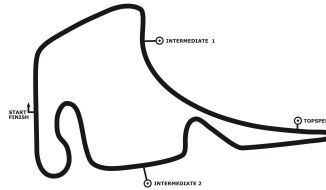
theoretical besttime: 1:42.100

Lap	Time	S1	V1	S2	V2	S3	V3	Vmax	Lap	Time	S1	V1	S2	V2	S3	V3	Vmax
1	2:43.976		147	49.646	180	32.022	183	216	9	1:43.383	22.175	151	48.621	182	32.587	177	219
2	1:43.839	22.581	151	49.332	179	31.926	184	218	10	1:52.609	23.463	151	56.513	158	32.633	187	201
3	1:43.383	22.490	150	49.292	180	31.601	186	216	11	1:43.124	22.610	151	49.059	183	31.455	184	216
4	1:43.512	22.490	150	49.148	181	31.874	183	216	12	1:42.697	22.313	150	48.929	183	31.455	185	215
5	1:43.096	22.452	149	48.899	182	31.745	184	217	13	1:42.495	22.162	150	48.768	183	31.565	185	219
6	1:49.212	22.378	151	48.810	178			218	14	1:42.551	22.381	151	48.701	182	31.469	185	219
7	6:13.185	4:42.979	140	51.051	177	39.155	181	210	15	1:42.189	22.251	150	48.560	183	31.378	185	219
8	1:45.721	23.714	152	50.470	180	31.537	185	203									

28 Mick Wishofer , ADAC Formel 4 / AUT

theoretical besttime: 1:41.643

Lap	Time	S1	V1	S2	V2	S3	V3	Vmax	Lap	Time	S1	V1	S2	V2	S3	V3	Vmax
1	3:15.230		148	50.344	178	32.097	179	198	8	1:41.997	22.207	150	48.584	183	31.206	186	218
2	1:43.355	22.719	150	48.767	182	31.869	185	217	9	1:41.857	22.132	151	48.470	184	31.255	189	216
3	1:43.522	22.596	150	49.104	182	31.822	185	215	10	1:41.693	21.978	151	48.459	184	31.256	187	218
4	1:44.821	22.426	150	49.014	182	33.381	170	216	11	1:50.081	24.627	140	51.597	174	33.857	186	216
5	1:51.092	23.384	149	49.070	181			217	12	1:42.176	22.168	151	48.583	183	31.425	186	218
6	6:53.887	5:30.037	144	50.789	180	33.061	179	203	13	1:50.059	22.804	151	48.743	183			220
7	1:44.458	23.027	151	49.866	180	31.565	186	213									



Lap Analysis free practice 2, 04.05.2018

30 Liam Lawson , ADAC Formel 4 / NLD

theoretical besttime: 1:41.560

Lap	Time	S1	V1	S2	V2	S3	V3	Vmax	Lap	Time	S1	V1	S2	V2	S3	V3	Vmax
1	2:19.459		145	50.650	180	32.149	183	208	8	1:52.258	25.178	146	54.979	176	32.101	186	185
2	1:44.113	22.604	150	49.453	181	32.056	184	219	9	1:41.981	22.247	151	48.391	184	31.343	189	219
3	1:43.249	22.537	148	48.809	181	31.903	185	218	10	1:41.560	21.966	151	48.295	184	31.299	187	219
4	1:43.306	22.484	149	48.848	182	31.974	183	217	11	1:46.763	22.072	151	50.381	171	34.310	186	219
5	1:43.596	22.566	148	48.940	182	32.090	185	217	12	1:47.734	22.084	150	50.585	170	35.065	187	217
6	1:52.649	22.531	149	48.665	182			219	13	1:42.078	22.284	151	48.408	184	31.386	188	221
7	6:58.863	5:15.864	139	1:03.319	144	39.680	170	147	14	1:45.832	22.033	149	50.062	161	33.737	178	219

33 Jack Doohan , ADAC Formel 4 Rookie / AUS

theoretical besttime: 1:42.063

Lap	Time	S1	V1	S2	V2	S3	V3	Vmax	Lap	Time	S1	V1	S2	V2	S3	V3	Vmax
1	2:12.441		149	51.220	177			204	9	1:42.222	22.426	151	48.341	183	31.455	186	220
2	2:21.879	55.964	148	51.265	180	34.650	185	206	10	1:42.427	22.280	151	48.661	185	31.486	188	219
3	1:43.738	22.755	151	49.251	183	31.732	186	216	11	1:42.338	22.267	151	48.559	184	31.512	186	221
4	1:43.980	22.498	149	49.051	183	32.431	185	217	12	1:49.114	22.461	151	53.061	148	33.592	187	219
5	1:43.392	22.630	149	48.805	182	31.957	185	218	13	1:42.822	22.325	148	48.805	184	31.692	187	219
6	1:52.401	22.766	150	48.919	181			221	14	1:43.401	22.441	150	48.593	181	32.367	186	225
7	5:17.816	3:54.288	146	50.921	178	32.607	182	205	15	1:53.488	22.503	152	48.428	182			224
8	1:45.003	23.112	151	49.898	179	31.993	186	208									

44 Lirim Zendeli , ADAC Formel 4 / DEU

theoretical besttime: 1:41.351

Lap	Time	S1	V1	S2	V2	S3	V3	Vmax	Lap	Time	S1	V1	S2	V2	S3	V3	Vmax
1	3:28.525		145	50.689	180	31.933	186	206	8	1:41.488	22.170	152	48.234	183	31.084	187	219
2	1:42.440	22.389	152	48.533	184	31.518	186	218	9	1:41.535	22.033	152	48.358	184	31.144	188	218
3	1:43.108	22.482	152	48.534	183	32.092	185	217	10	2:00.737	22.116	151	1:00.258	172	38.363	185	146
4	1:42.899	22.407	152	48.634	183	31.858	183	217	11	1:42.146	22.213	152	48.595	183	31.338	187	216
5	1:51.258	22.445	151	48.816	182			218	12	1:57.525	25.706	113	59.492	168	32.327	187	167
6	7:40.153	6:05.236	92	59.230	161	35.687	186	144	13	1:57.089	22.289	152	48.394	183			219
7	1:42.830	22.860	151	48.604	183	31.366	187	219									

64 Oliver Caldwell , ADAC Formel 4 / GBR

theoretical besttime: 1:41.983

Lap	Time	S1	V1	S2	V2	S3	V3	Vmax	Lap	Time	S1	V1	S2	V2	S3	V3	Vmax
1	2:03.280		148	51.253	178			209	9	1:42.476	22.355	151	48.579	183	31.542	184	219
2	2:18.457	56.596	150	49.764	181	32.097	185	211	10	1:42.428	22.258	150	48.575	183	31.595	186	216
3	1:43.795	22.739	148	48.983	183	32.073	183	219	11	1:42.284	22.110	150	48.739	183	31.435	186	217
4	1:43.946	22.643	148	48.920	182	32.383	185	218	12	2:04.289	22.495	149	1:02.583	90	39.211	185	218
5	1:43.422	22.463	148	48.970	182	31.989	185	219	13	1:42.811	22.322	149	48.850	183	31.639	185	217
6	1:50.747	22.509	149	48.986	182			219	14	1:42.311	22.250	150	48.438	183	31.623	186	220
7	5:22.951	3:57.838	145	51.702	175	33.411	180	212	15	1:42.391	22.232	150	48.577	183	31.582	185	219
8	1:45.113	23.328	150	49.658	182	32.127	184	210									

74 Enzo Fittipaldi , ADAC Formel 4 / ITA

theoretical besttime: 1:41.828

Lap	Time	S1	V1	S2	V2	S3	V3	Vmax	Lap	Time	S1	V1	S2	V2	S3	V3	Vmax
1	2:22.450		148	52.412	167			196	9	1:42.212	22.228	151	48.660	181	31.324	185	219
2	2:24.265	1:01.338	146	50.931	181	31.996	185	197	10	1:42.057	22.210	150	48.503	183	31.344	186	217
3	1:43.156	22.558	150	48.725	183	31.873	183	216	11	1:41.892	22.191	150	48.451	183	31.250	186	218
4	1:43.022	22.511	149	48.740	182	31.771	184	216	12	1:42.233	22.207	149	48.473	183	31.553	184	219
5	1:45.112	24.245	149	48.934	181	31.933	186	218	13	1:59.276	23.976	114	1:02.215	151	33.085	186	188
6	1:50.241	22.905	148	48.840	180			218	14	1:42.215	22.310	151	48.387	183	31.518	186	220
7	5:00.058	3:26.099	132	56.848	167	37.111	167	181	15	1:52.230	22.422	151	48.549	183			220
8	1:47.093	24.509	149	50.830	173	31.754	186	209									

80 Andreas Estner , ADAC Formel 4 / DEU

theoretical besttime: 1:42.389

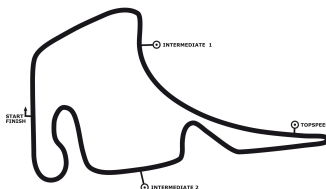
Lap	Time	S1	V1	S2	V2	S3	V3	Vmax	Lap	Time	S1	V1	S2	V2	S3	V3	Vmax
1	2:04.161		148	52.872	175	32.555	183	187	9	1:44.178	22.696	151	49.715	179	31.767	185	208
2	1:44.063	22.865	150	49.029	181	32.169	185	218	10	1:42.517	22.435	152	48.617	183	31.465	186	218
3	1:43.968	22.779	151	49.033	179	32.156	185	218	11	1:42.809	22.444	151	48.851	182	31.514	186	216
4	1:43.982	22.769	149	49.030	181	32.183	183	217	12	1:42.491	22.307	149	48.708	183	31.476	185	217
5	1:44.068	22.758	148	49.083	181	32.227	185	218	13	1:42.797	22.387	149	48.795	183	31.615	184	216
6	1:43.968	22.781	150	48.971	180	32.216	183	218	14	1:44.216	22.371	151	48.844	182	33.001	185	217
7	1:51.655	23.657	151	49.284	180			221	15	1:42.675	22.397	151	48.632	182	31.646	186	219
8	4:51.669	3:26.278	148	52.933	177	32.458	182	205	16	1:49.188	22.507	151	48.842	182			218

DTM Hockenheim I

Hockenheimring, length 4574 m

04. - 06.05.2018

ADAC Formel 4



Lap Analysis free practice 2, 04.05.2018

DMSB-Reg.No.: 122/18

81 Sebastian Estner , ADAC Formel 4 Rookie / DEU

theoretical besttime: 1:42.916

Lap	Time	S1	V1	S2	V2	S3	V3	Vmax	Lap	Time	S1	V1	S2	V2	S3	V3	Vmax
1	2:07.241		148	53.391	179	32.456	184	160	9	1:45.557	23.088	151	50.216	179	32.253	185	210
2	1:45.740	23.784	152	49.513	180	32.443	184	225	10	1:43.424	22.646	151	48.853	182	31.925	187	217
3	1:45.513	22.782	151	49.222	182	33.509	184	217	11	1:44.862	22.524	150	50.423	181	31.915	186	216
4	1:44.270	22.988	149	49.061	181	32.221	185	218	12	1:43.090	22.512	150	48.901	183	31.677	185	216
5	1:44.126	22.984	148	48.977	181	32.165	185	219	13	1:43.800	22.609	150	49.122	182	32.069	185	215
6	1:45.154	22.772	147	49.267	180	33.115	185	218	14	1:48.336	22.491	149	53.601	182	32.244	184	217
7	1:51.241	22.780	149	48.885	181			216	15	1:43.475	22.664	151	48.812	182	31.999	185	218
8	4:59.740	3:31.610	118	55.213	175	32.917	182	194	16	1:43.099	22.506	151	48.748	182	31.845	186	219

95 Tom Beckhäuser , ADAC Formel 4 / CZE

theoretical besttime: 1:42.320

Lap	Time	S1	V1	S2	V2	S3	V3	Vmax	Lap	Time	S1	V1	S2	V2	S3	V3	Vmax
1	3:37.564		150	50.537	177	32.293	180	206	8	1:42.507	22.470	152	48.737	183	31.300	186	217
2	1:44.482	22.911	154	49.486	180	32.085	183	214	9	1:42.851	22.384	153	48.879	183	31.588	186	216
3	1:44.482	22.688	151	49.382	181	32.412	183	215	10	1:57.867	22.697	153	56.681	163	38.489	183	158
4	1:44.411	23.025	151	49.405	181	31.981	182	215	11	1:43.433	22.620	153	48.936	183	31.877	186	215
5	1:49.237	22.930	152	49.219	180			216	12	1:42.944	22.525	154	48.636	183	31.783	186	221
6	7:29.219	6:05.685	148	50.546	178	32.988	181	209	13	1:42.735	22.488	153	48.640	181	31.607	186	219
7	1:43.417	22.816	153	48.876	183	31.725	186	219									