



Lap Analysis qualifying 1, 04.05.2018

2 Frederik Vesti , ADAC Formel 4 / DNK

theoretical besttime: 1:41.646

Lap	Time	S1	V1	S2	V2	S3	V3	Vmax	Lap	Time	S1	V1	S2	V2	S3	V3	Vmax
1	1:51.259		149	49.959	182	32.025	185	214	6	1:42.136	22.299	150	48.462	182	31.375	186	221
2	1:42.859	22.402	150	48.722	181	31.735	188	220	7	1:41.964	22.221	151	48.463	182	31.280	185	220
3	1:43.532	23.642	152	48.364	183	31.526	186	221	8	1:41.866	22.208	151	48.434	183	31.224	185	219
4	1:42.256	22.139	151	48.669	183	31.448	183	220	9	1:41.803	22.058	149	48.415	183	31.330	186	220
5	1:43.648	22.720	150	48.827	181		186	222	10	1:53.910	23.203	149	49.197	175			219

4 Niklas Krütten , ADAC Formel 4 Rookie / DEU

theoretical besttime: 1:41.786

Lap	Time	S1	V1	S2	V2	S3	V3	Vmax	Lap	Time	S1	V1	S2	V2	S3	V3	Vmax
1	3:51.899		146	51.448	177	33.379	183	204	6	1:42.234	22.403	151	48.251	182	31.580	185	223
2	1:43.069	22.819	151	48.567	182	31.683	186	220	7	1:52.391	22.425	151	56.214	155	33.752	184	180
3	1:42.280	22.483	151	48.261	183	31.536	186	221	8	1:42.391	22.454	151	48.371	184	31.566	186	220
4	1:42.082	22.309	151	48.240	183	31.533	186	222	9	1:50.487	22.933	145	48.707	179			219
5	1:41.786	22.208	150	48.156	183	31.422	186	223									

5 Gianluca Petecof , ADAC Formel 4 Rookie / ITA

theoretical besttime: 1:41.971

Lap	Time	S1	V1	S2	V2	S3	V3	Vmax	Lap	Time	S1	V1	S2	V2	S3	V3	Vmax
1	3:33.909		141	55.803	140	35.741	183	181	6	1:42.233	22.267	150	48.350	182	31.616	185	223
2	1:48.026	25.190	148	50.420	179		184	217	7	2:01.539	26.247	109	1:03.394	179	31.898	183	142
3	1:42.557	22.519	150	48.459	182	31.579	185	220	8	1:42.488	22.458	149	48.553	183	31.477	184	219
4	1:42.214	22.380	150	48.475	182	31.359	185	221	9	1:49.758	22.986	150	49.539	179			219
5	1:42.192	22.262	149	48.372	181	31.558	185	222									

6 Ido Cohen , ADAC Formel 4 Rookie / ISR

theoretical besttime: 1:42.423

Lap	Time	S1	V1	S2	V2	S3	V3	Vmax	Lap	Time	S1	V1	S2	V2	S3	V3	Vmax
1	2:43.764		144	52.179	170	33.192	178	208	6	1:43.568	22.731	151	49.141	181		184	220
2	1:45.300	23.198	152	49.900	179	32.202	184	216	7	1:42.804	22.550	152	48.610	183	31.644	184	219
3	1:43.768	22.922	151	49.053	182	31.793	184	219	8	1:43.006	22.525	152	48.884	182	31.597	184	219
4	1:44.209	23.105	151	49.261	181	31.843	185	221	9	1:42.740	22.481	151	48.660	182	31.599	184	219
5	1:42.692	22.750	151	48.500	182	31.442	184	221	10	2:06.675	24.559	127	55.946	162			193

13 Aaron Di Comberti , ADAC Formel 4 / GBR

theoretical besttime: 1:42.645

Lap	Time	S1	V1	S2	V2	S3	V3	Vmax	Lap	Time	S1	V1	S2	V2	S3	V3	Vmax
1	2:00.057		150	50.521	176	33.973	183	209	6	1:43.102	22.578	150	48.863	181	31.661	185	221
2	1:43.467	22.795	150	48.727	181	31.945	184	219	7	1:42.768	22.664	151	48.498	181	31.606	183	221
3	1:43.035	22.573	152	48.609	181	31.853	185	219	8	1:43.352	22.541	152	48.674	180	32.137	184	220
4	1:42.864	22.615	150	48.555	182	31.694	185	220	9	1:54.814	24.193	147	49.546	180			219
5	1:43.269	22.582	151	48.895	181	31.792	184	221									

14 Leonardo Lorandi , ADAC Formel 4 / ITA

theoretical besttime: 1:41.879

Lap	Time	S1	V1	S2	V2	S3	V3	Vmax	Lap	Time	S1	V1	S2	V2	S3	V3	Vmax
1	4:07.116		136	53.225	149	37.211	179	204	5	1:41.879	22.310	150	48.281	182	31.288	186	219
2	1:44.461	23.447	150	49.320	180	31.694	184	217	6	1:43.257	22.387	150	48.931	183	31.939	183	219
3	1:42.577	22.560	151	48.631	181	31.386	185	219	7	1:43.987	22.464	150	49.004	181	32.519	184	217
4	1:42.608	22.352	151	48.584	180		186	220	8	1:54.394	22.419	150	48.632	181			218

21 Charles Weerts , ADAC Formel 4 / BEL

theoretical besttime: 1:41.686

Lap	Time	S1	V1	S2	V2	S3	V3	Vmax	Lap	Time	S1	V1	S2	V2	S3	V3	Vmax
1	1:48.251		150	49.394	181	31.616	185	212	6	1:41.799	22.118	150	48.289	182	31.392	185	221
2	1:42.136	22.292	151	48.511	183	31.333	185	219	7	1:41.903	22.235	151	48.293	182	31.375	185	221
3	1:41.782	22.166	151	48.273	183	31.343	185	220	8	1:56.314	22.505	136	1:02.007	169	31.802	185	218
4	1:42.067	22.080	150	48.496	182	31.491	184	221	9	1:50.612	22.248	150	48.483	183			219
5	2:03.531	22.425	149	1:07.673	131		187	126									

22 Lucas Alecco Roy , ADAC Formel 4 / MCO

theoretical besttime: 1:42.581

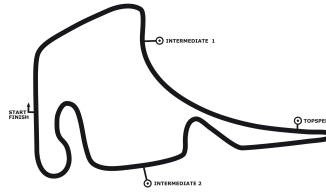
Lap	Time	S1	V1	S2	V2	S3	V3	Vmax	Lap	Time	S1	V1	S2	V2	S3	V3	Vmax
1	1:56.366		147	49.944	179	32.305	185	215	6	1:42.847	22.434	150	48.732	181	31.681	183	220
2	1:43.490	22.801	150	48.852	180	31.837	185	219	7	1:42.659	22.385	148	48.522	179	31.752	183	219
3	1:42.962	22.378	149	48.875	181	31.709	182	219	8	1:42.811	22.403	146	48.658	183	31.750	179	218
4	1:42.962	22.497	149	48.566	180	31.899	184	221	9	1:49.104	22.535	148	48.930	181			219
5	1:42.893	22.467	149	48.625	182	31.801	183	220									

DTM Hockenheim I

Hockenheimring, length 4574 m

04. - 06.05.2018

ADAC Formel 4



Lap Analysis qualifying 1, 04.05.2018

DMSB-Reg.No.: 122/18

23 Joey Alders , ADAC Formel 4 Rookie / NLD

theoretical besttime: 1:42.125

Lap	Time	S1	V1	S2	V2	S3	V3	Vmax	Lap	Time	S1	V1	S2	V2	S3	V3	Vmax
1	1:52.386		151	50.158	179	32.121	184	208	6	1:42.597	22.474	150	48.391	183	31.732	186	224
2	1:43.235	22.694	151	48.800	179	31.741	186	221	7	1:42.478	22.351	151	48.495	181	31.632	186	221
3	1:42.850	22.661	151	48.526	183	31.663	186	225	8	1:42.505	22.216	150	48.567	183	31.722	185	220
4	1:42.217	22.277	150	48.422	183	31.518	186	223	9	1:56.156	22.811	148	53.662	180			219
5	1:44.717	22.454	151	49.200	182	33.063	187	222									

26 Leon Köhler , ADAC Formel 4 Rookie / DEU

theoretical besttime: 1:41.893

Lap	Time	S1	V1	S2	V2	S3	V3	Vmax	Lap	Time	S1	V1	S2	V2	S3	V3	Vmax
1	2:21.692		149	50.507	177	32.662	183	213	5	1:42.244	22.323	150	48.402	182	31.519	184	222
2	1:43.415	22.842	151	48.752	181	31.821	184	220	6	1:41.935	22.285	151	48.227	182	31.423	184	221
3	1:42.168	22.405	151	48.382	182	31.381	185	221	7	1:52.910	22.345	150	48.377	183			220
4	1:42.126	22.329	150	48.323	182	31.474	185	221									

27 David Schumacher , ADAC Formel 4 Rookie / DEU

theoretical besttime: 1:41.640

Lap	Time	S1	V1	S2	V2	S3	V3	Vmax	Lap	Time	S1	V1	S2	V2	S3	V3	Vmax
1	7:27.031		150	50.861	173	34.329	180	208	4	1:41.905	22.203	152	48.337	183	31.365	185	219
2	1:47.523	22.795	152	53.128	182	31.600	185	216	5	1:47.858	22.240	151	48.433	183			219
3	1:41.870	22.433	151	48.320	183	31.117	185	219									

28 Mick Wishofer , ADAC Formel 4 / AUT

theoretical besttime: 1:41.414

Lap	Time	S1	V1	S2	V2	S3	V3	Vmax	Lap	Time	S1	V1	S2	V2	S3	V3	Vmax
1	8:05.920		150	54.071	120	40.300	185	188	4	1:41.601	22.122	151	48.244	184	31.235	185	219
2	1:42.962	22.857	151	48.769	183	31.336	186	219	5	1:41.429	22.082	152	48.195	183	31.152	186	219
3	1:41.710	22.329	152	48.244	180	31.137	186	219	6	1:53.664	23.158	145	50.637	177			219

30 Liam Lawson , ADAC Formel 4 / NLD

theoretical besttime: 1:41.432

Lap	Time	S1	V1	S2	V2	S3	V3	Vmax	Lap	Time	S1	V1	S2	V2	S3	V3	Vmax
1	3:32.538		133	53.970	179	34.548	185	158	5	1:42.143	22.175	151	48.496	182	31.472	186	223
2	1:42.757	22.495	150	48.808	181	31.454	185	221	6	1:41.455	22.106	152	48.065	183	31.284	187	223
3	1:41.798	22.222	151	48.315	183	31.261	186	220	7	1:52.614	22.392	150	56.165	135	34.057	187	222
4	1:47.877	22.165	149	49.253	127	36.459	186	221	8	1:52.240	22.145	150	48.359	184			220

33 Jack Doohan , ADAC Formel 4 Rookie / AUS

theoretical besttime: 1:41.916

Lap	Time	S1	V1	S2	V2	S3	V3	Vmax	Lap	Time	S1	V1	S2	V2	S3	V3	Vmax
1	3:55.500		144	53.028	176	33.672	185	197	5	1:41.974	22.225	150	48.282	183	31.467	186	224
2	1:42.647	22.562	152	48.417	176	31.668	186	222	6	1:46.321	22.229	151	51.211	176	32.881	184	222
3	1:42.660	22.399	152	48.276	183		186	222	7	1:42.890	22.266	151	48.798	179	31.826	186	220
4	1:41.988	22.297	151	48.235	183	31.456	187	223	8	1:52.379	22.298	151	48.391	182			224

44 Lirim Zendeli , ADAC Formel 4 / DEU

theoretical besttime: 1:41.140

Lap	Time	S1	V1	S2	V2	S3	V3	Vmax	Lap	Time	S1	V1	S2	V2	S3	V3	Vmax
1	7:42.968		140	52.094	178	31.838	186	197	3	1:41.140	22.064	154	48.018	184	31.058	186	220
2	1:41.451	22.167	153	48.154	183	31.130	186	221	4	2:09.668	23.056	120	1:01.171	151			177

64 Oliver Caldwell , ADAC Formel 4 / GBR

theoretical besttime: 1:41.643

Lap	Time	S1	V1	S2	V2	S3	V3	Vmax	Lap	Time	S1	V1	S2	V2	S3	V3	Vmax
1	3:22.586		149	50.624	175	32.665	179	214	6	1:44.842	22.387	151	49.520	157	32.935	185	221
2	1:48.382	23.271	148	52.481	182	32.630	185	204	7	1:42.607	22.175	149	48.756	182	31.676	184	219
3	1:41.981	22.399	151	48.211	183	31.371	185	221	8	1:42.677	22.414	149	48.479	183	31.784	184	219
4	1:41.887	22.182	150	48.303	182	31.402	184	223	9	1:56.874	24.631	148	51.445	172			207
5	1:41.725	22.214	151	48.254	183	31.257	184	221									

74 Enzo Fittipaldi , ADAC Formel 4 / ITA

theoretical besttime: 1:41.702

Lap	Time	S1	V1	S2	V2	S3	V3	Vmax	Lap	Time	S1	V1	S2	V2	S3	V3	Vmax
1	5:25.730		143	55.468	168	33.665	178	195	5	1:41.966	22.251	151	48.274	181	31.441	186	222
2	1:48.658	26.011	150	50.788	183	31.859	186	194	6	1:48.916	24.150	107	53.002	180	31.764	185	196
3	1:41.990	22.283	151	48.307	182	31.400	185	222	7	1:51.550	22.377	150	49.085	181			220
4	1:41.782	22.171	149	48.354	182	31.257	185	221									

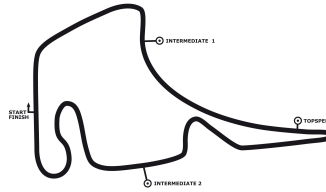
80 Andreas Estner , ADAC Formel 4 / DEU

theoretical besttime: 1:42.098

Lap	Time	S1	V1	S2	V2	S3	V3	Vmax	Lap	Time	S1	V1	S2	V2	S3	V3	Vmax
1	3:05.124		147	51.147	175	33.084	168	211	6	1:42.098	22.231	151	48.449	183	31.418	184	219

Timekeeping and Dataservice: wige SOLUTIONS GmbH & Co. KG, Meckenheim, GER

DTM Hockenheim I
Hockenheimring, length 4574 m
04. - 06.05.2018
ADAC Formel 4



DMSB-Reg.No.: 122/18

Lap Analysis qualifying 1, 04.05.2018

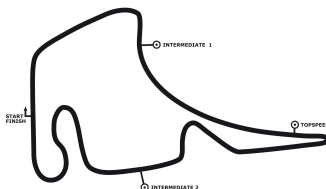
Lap	Time	S1	V1	S2	V2	S3	V3	Vmax	Lap	Time	S1	V1	S2	V2	S3	V3	Vmax
2	1:46.227	23.467	151	50.427	176	32.333	185	206	7	1:48.563	22.479	151	53.932	169	32.152	182	193
3	1:43.314	22.642	153	49.072	182	31.600	185	219	8	1:42.644	22.509	151	48.528	183	31.607	184	218
4	1:42.578	22.396	150	48.695	182	31.487	185	219	9	1:49.845	22.940	150	49.181	182			218
5	1:42.160	22.278	151	48.451	182	31.431	185	219									

DTM Hockenheim I

Hockenheimring, length 4574 m

04. - 06.05.2018

ADAC Formel 4



Lap Analysis qualifying 1, 04.05.2018

DMSB-Reg.No.: 122/18

81 Sebastian Estner , ADAC Formel 4 Rookie / DEU

theoretical besttime: 1:42.693

Lap	Time	S1	V1	S2	V2	S3	V3	Vmax	Lap	Time	S1	V1	S2	V2	S3	V3	Vmax
1	3:23.256		148	52.151	173	32.689	182	199	5	1:43.311	22.665	150	48.788	182	31.858	184	220
2	1:44.460	23.200	150	49.319	181	31.941	183	217	6	1:42.924	22.577	150	48.714	182	31.633	184	220
3	1:43.062	22.441	151	48.804	181	31.817	183	218	7	1:42.706	22.454	151	48.621	183	31.631	184	219
4	1:58.971	22.638	151	1:01.782	135	34.551	184	219	8	1:52.958	22.601	150	48.656	182			219

95 Tom Beckhäuser , ADAC Formel 4 / CZE

theoretical besttime: 1:42.043

Lap	Time	S1	V1	S2	V2	S3	V3	Vmax	Lap	Time	S1	V1	S2	V2	S3	V3	Vmax
1	7:44.158		139	52.397	176	32.024	185	197	4	1:42.444	22.253	154	48.715	183	31.476	185	219
2	1:42.747	22.739	154	48.701	182	31.307	185	220	5	1:42.280	22.431	153	48.515	183	31.334	185	218
3	1:42.206	22.397	152	48.534	179	31.275	184	219	6	1:47.665	22.343	152	48.556	183			218