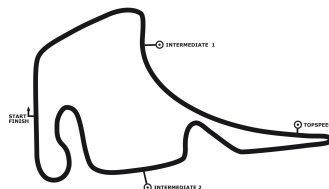


**DTM Hockenheim I**  
**Hockenheimring, length 4574 m**  
**04. - 06.05.2018**  
**ADAC Formel 4**



**Lap Analysis qualifying 2, 04.05.2018**

**DMSB** -Reg.No.: 122/18

**2 Frederik Vesti , ADAC Formel 4 / DNK**

**theoretical besttime: 1:41.363**

Lap	Time	S1	V1	S2	V2	S3	V3	Vmax	Lap	Time	S1	V1	S2	V2	S3	V3	Vmax
1	3:53.232		149	49.950	183	31.724	187	212	5	<b>1:41.432</b>	<b>22.028</b>	151	<b>48.149</b>	183	31.255	186	<b>221</b>
2	1:44.992	22.230	<b>151</b>	48.478	<b>184</b>	34.284	<b>188</b>	220	6	1:41.907	22.065	151	48.322	183	31.520	186	219
3	1:42.368	22.632	151	48.420	184	31.316	187	220	7	1:49.472	23.279	136	54.357	180	31.836	186	219
4	1:41.624	22.052	151	48.386	183	<b>31.186</b>	185	219	8	1:42.854	22.219	151	48.315	184	32.320	186	221

**4 Niklas Krütten , ADAC Formel 4 Rookie / DEU**

**theoretical besttime: 1:41.657**

Lap	Time	S1	V1	S2	V2	S3	V3	Vmax	Lap	Time	S1	V1	S2	V2	S3	V3	Vmax
1	5:41.409		141	49.699	180	34.815	184	216	5	1:42.139	<b>22.237</b>	151	48.071	183	31.831	183	224
2	1:43.107	22.709	<b>152</b>	48.841	182	31.557	187	221	6	1:42.198	22.341	151	48.265	184	31.592	186	223
3	1:41.781	22.361	<b>152</b>	<b>48.032</b>	<b>184</b>	<b>31.388</b>	187	223	7	1:41.909	22.297	151	48.094	184	31.518	185	223
4	<b>1:41.759</b>	22.239	151	48.063	183	31.457	<b>188</b>	<b>224</b>									

**5 Gianluca Petecof , ADAC Formel 4 Rookie / ITA**

**theoretical besttime: 1:41.705**

Lap	Time	S1	V1	S2	V2	S3	V3	Vmax	Lap	Time	S1	V1	S2	V2	S3	V3	Vmax
1	4:20.286		145	52.851	167	34.049	177	198	5	<b>1:41.705</b>	<b>22.091</b>	151	<b>48.292</b>	183	<b>31.322</b>	185	<b>220</b>
2	1:44.785	24.059	150	48.941	<b>183</b>	31.785	185	219	6	1:44.660	22.604	152	48.354	183	33.225	<b>186</b>	220
3	1:42.134	22.268	<b>151</b>	48.416	183	31.450	184	219	7	1:43.258	22.155	149	48.431	183	32.672	184	220
4	1:41.781	22.142	151	48.359	183		185	219	8	2:02.936	22.254	150	1:02.218	182			164

**6 Ido Cohen , ADAC Formel 4 Rookie / ISR**

**theoretical besttime: 1:42.396**

Lap	Time	S1	V1	S2	V2	S3	V3	Vmax	Lap	Time	S1	V1	S2	V2	S3	V3	Vmax
1	5:35.020		124	1:03.014	120	41.322	165	170	5	<b>1:42.431</b>	22.485	<b>153</b>	<b>48.541</b>	183	<b>31.405</b>	<b>186</b>	220
2	1:50.714	26.295	132	52.543	181	31.876	185	188	6	1:44.660	22.604	152	48.831	182	33.225	185	221
3	1:42.895	22.565	152	48.708	<b>184</b>	31.622	183	<b>221</b>	7	1:43.373	22.583	152	48.644	183	32.146	184	220
4	1:43.030	<b>22.450</b>	152	48.931	181	31.649	185	219									

**13 Aaron Di Comberti , ADAC Formel 4 / GBR**

**theoretical besttime: 1:42.246**

Lap	Time	S1	V1	S2	V2	S3	V3	Vmax	Lap	Time	S1	V1	S2	V2	S3	V3	Vmax
1	4:29.003		147	50.011	176	32.314	184	214	5	1:42.953	22.406	151	48.619	183	31.928	<b>186</b>	219
2	1:43.051	22.756	<b>153</b>	48.531	<b>183</b>	31.764	185	219	6	<b>1:42.474</b>	<b>22.315</b>	151	<b>48.441</b>	182	31.718	184	218
3	1:42.681	22.616	152	48.575	183	<b>31.490</b>	184	219	7	1:42.841	22.372	151	48.644	183	31.825	183	219
4	1:42.826	22.661	152	48.564	182		185	218	8	1:43.816	22.605	151	48.494	183		181	<b>220</b>

**14 Leonardo Lorandi , ADAC Formel 4 / ITA**

**theoretical besttime: 1:41.608**

Lap	Time	S1	V1	S2	V2	S3	V3	Vmax	Lap	Time	S1	V1	S2	V2	S3	V3	Vmax
1	6:00.025		129	56.910	146	34.668	182	186	5	1:42.074	<b>22.189</b>	151	<b>48.263</b>	183	31.622	179	<b>218</b>
2	1:43.248	23.021	<b>151</b>	48.805	183	31.422	185	216	6	1:48.374	23.447	148	52.812	181	32.115	184	173
3	1:42.058	22.206	150	48.338	<b>184</b>	31.514	<b>186</b>	216	7	1:42.088	22.374	151	48.509	183	31.205	184	217
4	<b>1:41.791</b>	22.225	149	48.410	184	<b>31.156</b>	186	217									

**21 Charles Weerts , ADAC Formel 4 / BEL**

**theoretical besttime: 1:41.448**

Lap	Time	S1	V1	S2	V2	S3	V3	Vmax	Lap	Time	S1	V1	S2	V2	S3	V3	Vmax
1	4:57.424		148	49.934	181	31.447	184	209	5	1:41.760	22.243	151	<b>48.159</b>	183	31.358	185	219
2	1:41.841	22.203	<b>151</b>	48.261	<b>184</b>	31.377	185	219	6	2:02.301	24.192	120	1:06.367	178	31.742	<b>186</b>	115
3	<b>1:41.608</b>	22.173	151	48.207	184	<b>31.228</b>	185	219	7	1:42.018	22.193	151	48.288	182		185	<b>220</b>
4	1:41.731	<b>22.061</b>	150	48.289	184	31.381	183	219									

**22 Lucas Alecco Roy , ADAC Formel 4 / MCO**

**theoretical besttime: 1:42.115**

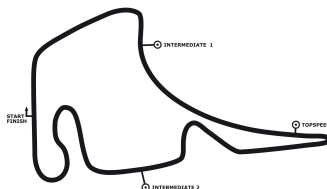
Lap	Time	S1	V1	S2	V2	S3	V3	Vmax	Lap	Time	S1	V1	S2	V2	S3	V3	Vmax
1	2:38.965		139	50.436	176	32.506	183	214	6	1:42.641	22.459	149	48.552	183	31.630	183	218
2	1:44.821	22.975	150	49.684	170	32.162	185	215	7	1:42.713	22.352	149	48.667	181	31.694	183	217
3	<b>1:42.274</b>	22.389	<b>151</b>	<b>48.324</b>	<b>183</b>	<b>31.561</b>	<b>186</b>	<b>219</b>	8	1:42.870	<b>22.230</b>	148	48.669	182	31.971	176	218
4	1:45.888	22.388	149	50.133	179	33.367	186	219	9	1:44.141	23.392	150	48.800	180		185	219
5	1:42.404	22.249	150	48.581	182		183	218									

**23 Joey Alders , ADAC Formel 4 Rookie / NLD**

**theoretical besttime: 1:41.926**

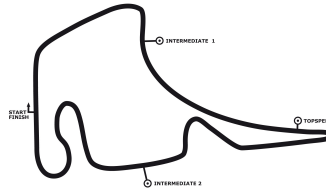
Lap	Time	S1	V1	S2	V2	S3	V3	Vmax	Lap	Time	S1	V1	S2	V2	S3	V3	Vmax
1	1:48.934		145	49.781	183	31.622	<b>187</b>	216	6	1:41.940	22.201	150	48.376	<b>184</b>		187	219
2	1:42.507	22.352	<b>151</b>	48.673	183	<b>31.482</b>	186	219	7	1:42.415	22.282	151	<b>48.308</b>	184		187	<b>221</b>
3	<b>1:42.244</b>	22.302	151	48.413	183	31.529	186	220	8	1:42.771	22.284	151	48.870	183		186	220
4	1:47.880	23.114	148	51.810	172		187	220	9	1:42.334	22.422	151	48.365	184	31.547	186	220
5	1:43.375	<b>22.136</b>	151	49.065	182	32.174	186	219									

**DTM Hockenheim I**  
Hockenheimring, length 4574 m  
04. - 06.05.2018  
ADAC Formel 4



**Lap Analysis qualifying 2, 04.05.2018**

**DMSB**-Reg.No.: 122/18



**Lap Analysis qualifying 2, 04.05.2018**

**DMSB**-Reg.No.: 122/18

**26 Leon Köhler , ADAC Formel 4 Rookie / DEU**

**theoretical besttime: 1:41.867**

Lap	Time	S1	V1	S2	V2	S3	V3	Vmax	Lap	Time	S1	V1	S2	V2	S3	V3	Vmax
1	4:08.218		148	51.358	181	32.299	185	213	5	1:42.120	<b>22.220</b>	151	48.435	183	31.465	186	219
2	1:43.263	23.029	150	48.478	183	31.756	<b>186</b>	<b>220</b>	6	1:42.384	22.354	150	48.440	183	31.590	184	219
3	1:42.426	22.426	151	48.437	183	31.563	185	220	7	1:42.200	22.344	149	<b>48.290</b>	183	31.566	184	219
4	<b>1:42.103</b>	22.369	151	48.377	<b>184</b>	<b>31.357</b>	185	219	8	1:42.596	22.350	<b>152</b>	48.427	182	31.819	184	220

**27 David Schumacher , ADAC Formel 4 Rookie / DEU**

**theoretical besttime: 1:41.453**

Lap	Time	S1	V1	S2	V2	S3	V3	Vmax	Lap	Time	S1	V1	S2	V2	S3	V3	Vmax
1	10:20.439		151	50.490	174	31.695	186	204	3	1:42.921	<b>22.048</b>	153	49.327	177	31.546	185	219
2	1:41.637	22.232	<b>153</b>	<b>48.280</b>	<b>184</b>	<b>31.125</b>	<b>187</b>	219	4	<b>1:41.609</b>	22.110	151	48.330	183	31.169	185	<b>220</b>

**28 Mick Wishofer , ADAC Formel 4 / AUT**

**theoretical besttime: 1:41.523**

Lap	Time	S1	V1	S2	V2	S3	V3	Vmax	Lap	Time	S1	V1	S2	V2	S3	V3	Vmax
1	10:24.957		150	50.278	181	31.614	<b>186</b>	204	3	1:41.785	<b>22.130</b>	152	<b>48.226</b>	184	31.429	185	219
2	1:42.120	22.429	<b>153</b>	48.379	<b>184</b>	31.312	186	219	4	<b>1:41.611</b>	22.208	151	48.236	184	<b>31.167</b>	186	<b>221</b>

**30 Liam Lawson , ADAC Formel 4 / NLD**

**theoretical besttime: 1:41.214**

Lap	Time	S1	V1	S2	V2	S3	V3	Vmax	Lap	Time	S1	V1	S2	V2	S3	V3	Vmax
1	3:48.571		142	52.267	176	32.836	<b>187</b>	182	5	1:49.079	22.993	118	54.239	181	31.847	187	156
2	1:46.023	22.539	<b>151</b>	50.212	174	33.272	187	219	6	1:45.436	22.012	151	48.668	175	34.756	187	220
3	1:41.723	22.162	151	48.325	183	31.236	187	220	7	1:44.012	22.039	150	49.714	182	32.259	187	222
4	<b>1:41.384</b>	<b>21.990</b>	151	48.210	184	<b>31.184</b>	186	220	8	1:42.699	22.183	151	<b>48.040</b>	<b>185</b>	32.476	186	<b>224</b>

**33 Jack Doohan , ADAC Formel 4 Rookie / AUS**

**theoretical besttime: 1:41.529**

Lap	Time	S1	V1	S2	V2	S3	V3	Vmax	Lap	Time	S1	V1	S2	V2	S3	V3	Vmax
1	4:15.165		138	55.148	168	32.981	178	198	5	1:43.437	23.614	152	48.337	180	31.486	187	222
2	1:47.030	24.839	144	49.682	182	32.509	<b>188</b>	213	6	1:41.769	22.211	152	48.212	183	<b>31.346</b>	188	222
3	1:41.924	22.351	<b>153</b>	48.193	<b>184</b>	31.380	187	222	7	1:47.682	22.194	151	53.140	148		186	221
4	<b>1:41.744</b>	<b>22.095</b>	152	<b>48.088</b>	184	31.561	187	<b>224</b>	8	1:53.872	22.231	151	48.164	184			224

**44 Lirim Zendeli , ADAC Formel 4 / DEU**

**theoretical besttime: 1:41.009**

Lap	Time	S1	V1	S2	V2	S3	V3	Vmax	Lap	Time	S1	V1	S2	V2	S3	V3	Vmax
1	10:35.906		128	53.992	177	32.140	<b>187</b>	184	3	1:41.157	21.923	153	48.085	184	31.149	187	220
2	1:41.488	22.158	<b>153</b>	48.157	<b>185</b>	31.173	187	219	4	<b>1:41.009</b>	<b>21.905</b>	153	<b>48.021</b>	184	<b>31.083</b>	186	<b>221</b>

**64 Oliver Caldwell , ADAC Formel 4 / GBR**

**theoretical besttime: 1:41.759**

Lap	Time	S1	V1	S2	V2	S3	V3	Vmax	Lap	Time	S1	V1	S2	V2	S3	V3	Vmax
1	4:13.721		147	52.802	175	33.076	181	188	5	1:41.999	22.274	150	48.413	183	31.312	185	219
2	1:45.064	23.393	<b>151</b>	49.598	180	32.073	<b>187</b>	208	6	1:41.855	22.196	150	48.348	183	31.311	185	219
3	1:42.376	22.648	151	48.422	183	31.306	186	<b>220</b>	7	1:54.187	24.287	132	56.761	183	33.139	185	173
4	<b>1:41.803</b>	22.180	150	<b>48.347</b>	<b>184</b>	<b>31.276</b>	185	219	8	1:42.062	<b>22.136</b>	149	48.504	183	31.422	185	220

**74 Enzo Fittipaldi , ADAC Formel 4 / ITA**

**theoretical besttime: 1:41.581**

Lap	Time	S1	V1	S2	V2	S3	V3	Vmax	Lap	Time	S1	V1	S2	V2	S3	V3	Vmax
1	5:36.301		132	56.449	166	34.377	172	191	5	<b>1:41.775</b>	22.162	151	<b>48.064</b>	<b>184</b>	31.549	186	<b>223</b>
2	1:47.219	25.244	145	50.287	179	31.688	186	204	6	1:41.809	<b>22.098</b>	150	48.259	182	31.452	185	221
3	1:42.040	22.255	<b>152</b>	48.366	183	<b>31.419</b>	186	220	7	1:49.366	22.342	150	48.510	182		184	220
4	1:41.827	22.121	151	48.252	182	31.454	<b>187</b>	220									

**80 Andreas Estner , ADAC Formel 4 / DEU**

**theoretical besttime: 1:41.985**

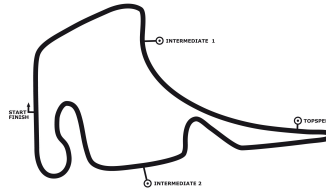
Lap	Time	S1	V1	S2	V2	S3	V3	Vmax	Lap	Time	S1	V1	S2	V2	S3	V3	Vmax
1	4:59.833		149	50.145	178	31.792	184	210	5	1:46.160	22.263	151	50.712	170	33.185	185	219
2	1:42.812	22.615	<b>151</b>	48.458	<b>183</b>	31.739	<b>186</b>	219	6	1:42.385	22.401	151	48.479	182	31.505	185	<b>220</b>
3	<b>1:41.988</b>	<b>22.208</b>	151	<b>48.353</b>	183	31.427	185	219	7	1:42.375	22.323	150	48.460	182	31.592	184	219
4	1:42.068	22.267	151	48.377	182	<b>31.424</b>	185	219	8	2:14.940	27.983	115	1:05.842	138		133	160

**81 Sebastian Estner , ADAC Formel 4 Rookie / DEU**

**theoretical besttime: 1:42.270**

Lap	Time	S1	V1	S2	V2	S3	V3	Vmax	Lap	Time	S1	V1	S2	V2	S3	V3	Vmax
1	5:02.028		149	50.814	181	32.064	185	202	5	1:42.443	22.524	<b>152</b>	<b>48.322</b>	182	31.597	<b>186</b>	219
2	1:42.771	22.552	151	48.630	183	31.589	185	219	6	1:45.051	22.644	151	50.450	182	31.957	184	219
3	1:42.373	22.472	151	48.404	183		185	219	7	1:43.044	<b>22.456</b>	151	48.769	183	31.819	185	<b>220</b>
4	<b>1:42.344</b>	22.479	151	48.373	<b>184</b>	<b>31.492</b>	184	218	8	2:13.349	30.382	151	1:02.010	143		144	120

**DTM Hockenheim I**  
Hockenheimring, length 4574 m  
04. - 06.05.2018  
ADAC Formel 4



**DMSB**-Reg.No.: 122/18

**Lap Analysis qualifying 2, 04.05.2018**

**95 Tom Beckhäuser , ADAC Formel 4 / CZE**

**theoretical besttime: 1:41.978**

Lap	Time	S1	V1	S2	V2	S3	V3	Vmax	Lap	Time	S1	V1	S2	V2	S3	V3	Vmax
1	10:37.045		131	54.348	178	32.190	<b>186</b>	183	3	<b>1:42.040</b>	22.325	153	<b>48.476</b>	183	<b>31.239</b>	185	<b>219</b>
2	1:43.634	22.289	<b>153</b>	48.607	<b>183</b>	32.738	185	217	4	1:42.259	<b>22.263</b>	152	48.577	183	31.419	185	219