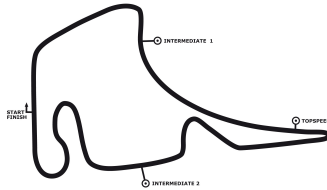


DTM Hockenheim I

Hockenheimring, length 4574 m

04. - 06.05.2018

ADAC Formel 4



Lap Analysis race 2, 05.05.2018

DMSB-Reg.No.: 122/18

2 Frederik Vesti , ADAC Formel 4 / DNK

theoretical besttime: 1:42.553

Lap	Time	S1	V1	S2	V2	S3	V3	Vmax	Lap	Time	S1	V1	S2	V2	S3	V3	Vmax
1	1:56.721	27.721	148	49.607	171	39.393	137	220	10	1:42.974	22.488	151	48.421	183	32.065	185	222
2	2:29.795	33.268	81	1:10.590	120	45.937	132	166	11	1:43.085	22.475	151	48.549	183	32.061	185	224
3	2:21.044	31.164	107	1:05.525	120	44.355	153	169	12	1:43.730	22.609	152	49.062	182	32.059	186	225
4	2:29.812	30.767	117	1:06.650	67	52.395	185	186	13	1:43.751	22.590	151	49.091	181	32.070	186	227
5	1:43.300	22.744	150	48.628	182	31.928	185	223	14	1:43.185	22.695	151	48.505	182	31.985	186	225
6	1:42.895	22.490	151	48.562	182	31.843	185	223	15	1:44.465	22.698	153	49.310	182	32.457	186	223
7	1:43.008	22.539	151	48.586	182	31.883	184	223	16	1:44.616	22.856	146	49.587	181	32.173	185	223
8	1:42.891	22.526	150	48.449	182	31.916	184	224	17	1:44.270	22.634	151	49.334	179	32.302	184	222
9	1:42.623	22.391	150	48.491	182	31.741	185	222									

4 Niklas Krütten , ADAC Formel 4 Rookie / DEU

theoretical besttime: 1:42.717

Lap	Time	S1	V1	S2	V2	S3	V3	Vmax	Lap	Time	S1	V1	S2	V2	S3	V3	Vmax
1	1:59.553	29.443	148	49.893	142	40.217	127	219	10	1:44.948	22.656	149	49.219	178	33.073	182	225
2	2:29.590	33.150	88	1:10.606	122	45.834	114	146	11	1:45.696	22.897	149	50.388	181	32.411	182	226
3	2:21.108	30.991	101	1:05.786	124	44.331	144	149	12	1:43.940	22.812	148	48.582	180	32.546	183	224
4	2:28.877	30.488	124	1:06.170	67	52.219	183	144	13	1:43.025	22.789	149	48.401	183	31.835	184	224
5	1:43.582	22.767	151	48.654	181	32.161	185	222	14	1:43.210	22.481	150	48.599	181	32.130	184	222
6	1:45.084	22.699	150	49.166	179	33.219	179	224	15	1:43.876	23.004	149	48.638	180	32.234	181	222
7	1:44.215	23.208	148	48.781	181	32.226	181	225	16	1:44.118	22.661	149	49.170	183	32.287	184	225
8	1:44.112	22.570	149	49.038	180	32.504	185	227	17	1:43.335	22.547	149	48.788	183	32.000	183	225
9	1:43.949	22.730	150	48.873	180	32.346	185	225									

5 Gianluca Petecof , ADAC Formel 4 Rookie / ITA

theoretical besttime: 1:43.011

Lap	Time	S1	V1	S2	V2	S3	V3	Vmax	Lap	Time	S1	V1	S2	V2	S3	V3	Vmax
1	2:01.054	30.429	144	50.681	162	39.944	128	216	9	1:43.772	22.616	149	48.720	182	32.436	184	224
2	2:30.295	33.890	94	1:10.773	123	45.632	127	137	10	1:44.882	22.534	150	49.246	178	33.102	184	228
3	2:20.934	31.054	109	1:05.525	107	44.355	129	120	11	1:44.727	22.833	147	49.281	181	32.613	181	226
4	2:28.083	30.435	140	1:05.921	70	51.727	183	144	12	1:44.441	22.838	149	49.040	177	32.563	182	221
5	1:44.992	22.895	149	49.884	180	32.213	183	220	13	1:49.280	22.739	148	49.136	179			220
6	1:43.737	22.623	148	49.123	181	31.991	183	219	14	3:14.245	1:52.825	147	49.333	179	32.087	183	216
7	1:43.485	22.570	147	48.930	181	31.985	183	221	15	1:43.249	22.494	148	48.909	182	31.846	183	216
8	1:44.020	22.578	149	48.887	181	32.555	183	225	16	1:43.116	22.445	149	48.730	182	31.941	183	218

6 Ido Cohen , ADAC Formel 4 Rookie / ISR

theoretical besttime: 1:43.724

Lap	Time	S1	V1	S2	V2	S3	V3	Vmax	Lap	Time	S1	V1	S2	V2	S3	V3	Vmax
1	2:15.631	41.021	147	54.265	121	40.345	181	216	10	1:45.005	22.815	148	49.001	182	33.189	183	220
2	2:19.559	25.701	95	1:08.534	115	45.324	108	120	11	1:44.269	22.994	150	49.059	183	32.216	183	219
3	2:21.355	33.601	137	1:02.650	114	45.104	116	157	12	1:44.177	22.843	151	48.913	182	32.421	182	221
4	2:26.493	31.810	147	1:03.786	92	50.897	184	101	13	1:43.952	22.852	149	48.898	182	32.202	183	221
5	1:44.722	23.026	149	49.267	180	32.429	185	219	14	1:43.963	22.760	151	49.034	181	32.169	182	219
6	1:45.375	23.005	141	49.837	178	32.533	183	220	15	1:44.086	22.839	150	48.987	181	32.260	184	219
7	1:44.990	23.119	148	49.291	178	32.580	181	228	16	1:45.501	22.894	149	49.981	182	32.626	181	217
8	1:44.250	23.086	148	48.976	179	32.188	182	221	17	1:44.370	22.855	151	49.024	179	32.491	181	221
9	1:44.159	22.933	150	49.160	181	32.066	183	218									

13 Aaron Di Comberti , ADAC Formel 4 / GBR

theoretical besttime: 1:43.815

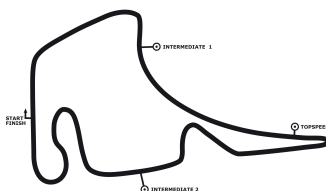
Lap	Time	S1	V1	S2	V2	S3	V3	Vmax	Lap	Time	S1	V1	S2	V2	S3	V3	Vmax
1	2:16.266	32.448	117	55.178	151			209	10	1:44.514	22.768	150	49.455	180	32.291	183	216
2	2:39.974	1:15.200	145	51.139	177	33.635	177	213	11	1:44.516	22.913	150	49.251	182	32.352	181	217
3	2:03.044	24.159	145	53.168	133	45.717	113	215	12	1:44.650	22.847	149	49.387	181	32.416	179	217
4	2:24.487	32.114	151	1:02.037	88	50.336	184	126	13	1:44.672	23.131	151	48.903	179	32.638	182	219
5	1:49.406	23.224	149	49.206	179			220	14	1:44.358	22.917	150	49.057	180	32.384	182	218
6	1:58.575	36.637	151	49.564	181	32.374	182	217	15	1:44.742	23.084	151	49.096	180	32.562	181	218
7	1:44.370	22.794	149	49.287	180	32.289	179	218	16	1:50.339	22.950	149	49.082	182	38.307	180	217
8	1:44.561	22.979	150	49.333	180	32.249	182	219	17	1:46.597	23.856	150	49.554	178	33.187	182	216
9	1:44.066	22.919	152	49.003	181	32.144	182	216									

DTM Hockenheim I

Hockenheimring, length 4574 m

04. - 06.05.2018

ADAC Formel 4



DMSB-Reg.No.: 122/18

Lap Analysis race 2, 05.05.2018

21 Charles Weerts, ADAC Formel 4 / BEL

theoretical besttime: 1:43.081

Lap	Time	S1	V1	S2	V2	S3	V3	Vmax	Lap	Time	S1	V1	S2	V2	S3	V3	Vmax
1	1:57.132	28.100	148	49.633	177	39.399	136	225	10	1:43.436	22.582	149	48.860	182	31.994	183	219
2	2:30.029	33.482	78	1:10.500	123	46.047	134	162	11	1:44.155	23.043	149	48.954	182	32.158	179	219
3	2:20.933	31.060	115	1:05.461	127	44.412	135	171	12	1:44.984	23.470	149	49.344	180	32.170	183	221
4	2:29.714	30.802	130	1:06.589	64	52.323	185	175	13	1:43.831	22.684	151	49.048	182	32.099	184	221
5	1:43.460	22.773	150	48.661	182	32.026	186	225	14	1:44.972	22.734	150	49.684	172	32.554	183	220
6	1:43.233	22.566	150	48.599	182	32.068	184	223	15	1:43.742	22.784	150	48.778	180	32.180	183	219
7	1:45.198	22.637	150	49.395	180	33.166	180	222	16	1:43.471	22.659	150	48.748	183	32.064	184	217
8	1:43.538	22.895	151	48.521	181	32.122	183	222	17	1:43.686	22.588	151	48.933	182	32.165	183	219
9	1:43.384	22.652	151	48.633	182	32.099	183	219									

22 Lucas Alecco Roy, ADAC Formel 4 / MCO

theoretical besttime: 1:43.427

Lap	Time	S1	V1	S2	V2	S3	V3	Vmax	Lap	Time	S1	V1	S2	V2	S3	V3	Vmax
1	2:02.343	31.288	136	51.245	144	39.810	139	224	10	1:43.681	22.794	150	48.680	181	32.207	184	219
2	2:30.352	34.225	67	1:10.498	113	45.629	117	135	11	1:43.959	22.666	149	48.945	182	32.348	184	222
3	2:20.990	31.102	124	1:05.232	100	44.656	129	138	12	1:45.714	23.691	146	49.658	181	32.365	185	221
4	2:27.417	31.030	133	1:05.064	83	51.323	184	127	13	1:43.969	23.087	148	48.801	182	32.081	184	225
5	1:44.652	22.775	151	49.617	180	32.260	185	228	14	1:44.037	23.017	149	48.811	180	32.209	184	224
6	1:45.389	23.420	147	49.811	178	32.158	183	222	15	1:44.016	22.932	151	48.735	179	32.349	183	223
7	1:43.950	22.904	151	48.941	180	32.105	182	220	16	1:43.903	22.718	150	48.880	180	32.305	184	223
8	1:43.676	22.846	151	48.734	180	32.096	183	221	17	1:44.784	22.914	150	49.355	181	32.515	185	219
9	1:43.759	22.813	150	48.855	181	32.091	184	218									

23 Joey Alders, ADAC Formel 4 Rookie / NLD

theoretical besttime: 1:43.051

Lap	Time	S1	V1	S2	V2	S3	V3	Vmax	Lap	Time	S1	V1	S2	V2	S3	V3	Vmax
1	2:00.530	30.818	147	49.928	163	39.784	133	221	10	1:44.000	22.628	151	49.042	180	32.330	184	223
2	2:30.126	33.979	89	1:10.409	116	45.738	138	157	11	1:43.408	22.551	150	48.849	183	32.008	183	219
3	2:21.040	30.999	109	1:05.529	105	44.512	130	135	12	1:43.521	22.616	151	48.712	183	32.193	184	219
4	2:28.105	30.484	125	1:06.009	73	51.612	186	160	13	1:43.477	22.753	151	48.492	183	32.232	185	222
5	1:43.891	22.943	151	48.747	182	32.201	184	223	14	1:44.311	22.768	150	48.836	179	32.707	184	221
6	1:43.989	22.718	151	48.808	182	32.463	182	222	15	1:43.966	22.845	151	48.805	180	32.316	185	223
7	1:43.524	22.737	150	48.757	181	32.030	185	223	16	1:43.444	22.754	151	48.596	183	32.094	185	221
8	1:44.583	22.892	151	49.385	179	32.306	185	228	17	1:44.127	22.749	151	48.870	182	32.508	183	222
9	1:43.931	22.686	151	48.985	180	32.260	184	224									

26 Leon Köhler, ADAC Formel 4 Rookie / DEU

theoretical besttime: 1:43.552

Lap	Time	S1	V1	S2	V2	S3	V3	Vmax	Lap	Time	S1	V1	S2	V2	S3	V3	Vmax
1	2:03.130	32.474	127	50.734	133	39.922	137	217	10	1:45.908	23.224	151	49.517	177	33.167	182	220
2	2:30.329	34.260	67	1:10.558	110	45.511	117	131	11	1:44.311	22.929	150	49.094	181	32.288	182	219
3	2:20.974	31.532	135	1:04.528	101	44.914	127	131	12	1:44.195	22.960	151	48.814	182	32.421	183	220
4	2:27.029	30.703	141	1:05.094	81	51.232	184	114	13	1:43.758	22.850	151	48.728	181	32.180	183	221
5	1:45.003	22.902	150	49.569	180	32.532	185	222	14	1:43.890	22.891	149	48.835	181	32.164	182	220
6	1:45.401	22.893	150	49.860	179	32.648	182	222	15	1:44.740	22.745	149	48.855	181	33.140	178	219
7	1:44.049	22.820	150	48.947	179	32.282	182	224	16	1:45.519	23.686	148	49.453	181	32.380	182	220
8	1:43.634	22.762	149	48.793	180	32.079	183	223	17	1:44.448	22.872	151	49.147	181	32.429	183	219
9	1:45.046	22.747	147	49.994	179	32.305	182	220									

27 David Schumacher, ADAC Formel 4 Rookie / DEU

theoretical besttime: 1:43.280

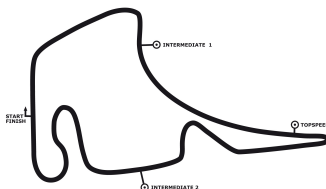
Lap	Time	S1	V1	S2	V2	S3	V3	Vmax	Lap	Time	S1	V1	S2	V2	S3	V3	Vmax
1	1:57.882	28.333	150	50.053	158	39.496	145	227	10	1:45.911	22.556	150	50.586	177	32.769	183	216
2	2:29.971	33.450	95	1:10.513	121	46.008	125	155	11	1:44.497	22.771	150	49.704	179	32.022	183	220
3	2:20.957	31.161	105	1:05.183	125	44.613	140	157	12	1:43.750	22.814	151	48.969	181	31.967	183	218
4	2:29.246	30.774	127	1:06.310	66	52.162	185	173	13	1:43.537	22.678	151	48.885	182	31.974	183	219
5	1:44.057	22.799	151	49.253	179	32.005	184	223	14	1:43.787	22.697	150	48.974	179	32.116	183	218
6	1:43.910	22.901	150	49.154	180	31.855	181	216	15	1:44.009	22.725	150	49.006	179	32.278	183	220
7	1:44.307	22.636	151	49.020	180	32.651	180	218	16	1:44.176	22.741	150	49.364	182	32.071	183	219
8	1:44.414	23.255	150	48.869	179	32.290	180	221	17	1:44.611	22.634	151	49.588	178	32.389	184	217
9	1:43.984	22.872	151	49.232	178	31.880	182	217									

DTM Hockenheim I

Hockenheimring, length 4574 m

04. - 06.05.2018

ADAC Formel 4



Lap Analysis race 2, 05.05.2018

DMSB-Reg.No.: 122/18

28 Mick Wishofer , ADAC Formel 4 / AUT

theoretical besttime: 1:42.819

Lap	Time	S1	V1	S2	V2	S3	V3	Vmax	Lap	Time	S1	V1	S2	V2	S3	V3	Vmax
1	1:58.893	28.672	149	50.150	138	40.071	127	220	10	1:43.283	22.534	150	48.739	179	32.010	186	220
2	2:29.827	32.981	95	1:10.837	127	46.009	122	145	11	1:43.973	22.888	149	49.049	183	32.036	185	221
3	2:20.974	30.850	98	1:05.371	126	44.753	137	151	12	1:45.165	23.472	151	49.537	182	32.156	185	219
4	2:28.733	30.392	127	1:06.253	66	52.088	185	162	13	1:43.696	22.718	151	48.941	182	32.037	185	223
5	1:43.207	22.714	151	48.615	182	31.878	183	226	14	1:45.841	22.782	151	49.885	165	33.174	183	222
6	1:43.135	22.511	151	48.529	183	32.095	185	224	15	1:44.630	23.015	151	49.493	181	32.122	186	220
7	1:45.138	22.674	151	49.188	182	33.276	182	225	16	1:43.951	22.700	151	49.175	179	32.076	186	222
8	1:43.695	23.197	151	48.430	182	32.068	183	225	17	1:43.868	22.573	151	48.942	183	32.353	181	222
9	1:43.487	22.679	151	48.483	182	32.325	183	221									

30 Liam Lawson , ADAC Formel 4 / NLD

theoretical besttime: 1:42.746

Lap	Time	S1	V1	S2	V2	S3	V3	Vmax	Lap	Time	S1	V1	S2	V2	S3	V3	Vmax
1	1:56.268	27.302	152	49.794	173	39.172	141	219	10	1:43.021	22.562	149	48.621	183	31.838	185	218
2	2:29.446	32.909	81	1:10.808	122	45.729	143	179	11	1:43.371	22.500	151	48.868	182	32.003	184	221
3	2:21.168	30.973	108	1:05.907	133	44.288	151	173	12	1:43.718	22.584	152	49.248	182	31.886	185	222
4	2:29.978	30.687	129	1:06.908	67	52.383	185	189	13	1:43.745	22.537	151	49.263	182	31.945	185	222
5	1:42.854	22.506	152	48.591	182	31.757	187	223	14	1:43.204	22.577	151	48.558	182	32.069	183	221
6	1:42.840	22.474	152	48.522	183	31.844	184	222	15	1:44.526	22.847	150	49.399	181	32.280	185	221
7	1:43.063	22.559	151	48.644	182	31.860	183	222	16	1:44.490	23.060	149	49.358	182	32.072	184	220
8	1:42.808	22.467	150	48.528	182	31.813	183	223	17	1:44.316	22.703	151	49.393	180	32.220	184	220
9	1:42.960	22.547	150	48.566	181	31.847	184	220									

33 Jack Doohan , ADAC Formel 4 Rookie / AUS

theoretical besttime: 1:43.253

Lap	Time	S1	V1	S2	V2	S3	V3	Vmax	Lap	Time	S1	V1	S2	V2	S3	V3	Vmax
1	2:00.074	30.324	139	50.291	170	39.459	134	220	10	1:44.829	22.596	150	49.650	177	32.583	185	222
2	2:29.769	33.621	83	1:10.646	118	45.502	131	132	11	1:43.638	22.735	149	48.743	183	32.160	184	223
3	2:21.111	30.917	109	1:05.688	112	44.506	139	144	12	1:43.691	22.571	149	49.030	182	32.090	185	224
4	2:28.529	30.573	128	1:05.702	77	52.254	185	168	13	1:43.444	22.645	149	48.685	182	32.114	184	225
5	1:43.634	22.779	151	48.772	181	32.083	185	226	14	1:44.461	22.540	148	48.791	182	33.130	185	225
6	1:43.986	22.584	151	49.128	180	32.274	183	226	15	1:44.074	23.004	149	48.986	180	32.084	184	224
7	1:43.338	22.576	151	48.727	182	32.035	185	223	16	1:43.847	22.650	150	49.169	183	32.028	185	221
8	1:44.888	23.482	149	49.339	177	32.067	184	223	17	1:43.698	22.547	150	48.952	183	32.199	185	222
9	1:43.937	22.695	150	49.038	179	32.204	184	223									

44 Lirim Zendeli , ADAC Formel 4 / DEU

theoretical besttime: 1:42.339

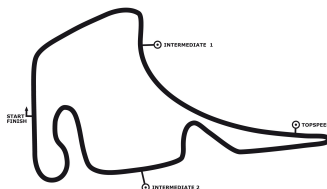
Lap	Time	S1	V1	S2	V2	S3	V3	Vmax	Lap	Time	S1	V1	S2	V2	S3	V3	Vmax
1	1:55.625	27.135	151	49.875	176	38.615	148	218	10	1:42.840	22.490	152	48.522	183	31.828	184	217
2	2:28.942	33.029	81	1:10.798	120	45.115	152	159	11	1:42.701	22.423	152	48.477	183	31.801	184	218
3	2:21.319	31.344	112	1:05.847	140	44.128	155	170	12	1:43.165	22.585	153	48.582	183	31.998	184	219
4	2:30.336	31.215	121	1:07.022	67	52.099	183	161	13	1:43.585	22.705	153	48.796	182	32.084	184	219
5	1:42.770	22.514	152	48.645	183	31.611	185	218	14	1:43.447	22.723	152	48.700	182	32.024	183	219
6	1:42.373	22.271	152	48.482	182	31.620	184	219	15	1:43.807	22.668	153	48.924	181	32.215	183	219
7	1:42.817	22.467	153	48.677	183	31.673	184	219	16	1:43.917	22.741	152	48.981	183	32.195	183	217
8	1:42.599	22.417	153	48.457	182	31.725	183	220	17	1:45.448	22.928	153	49.398	182	33.122	181	218
9	1:42.708	22.428	152	48.553	181	31.727	183	219									

64 Oliver Caldwell , ADAC Formel 4 / GBR

theoretical besttime: 1:43.447

Lap	Time	S1	V1	S2	V2	S3	V3	Vmax	Lap	Time	S1	V1	S2	V2	S3	V3	Vmax
1	2:09.113				143	41.015	175	201	10	1:51.996	22.558	147	49.718	177	39.720	183	218
2	2:25.553	29.629	66	1:10.555	104	45.369	101	133	11	1:44.521	22.990	148	49.149	182	32.382	182	218
3	2:21.252	33.303	136	1:02.751	109	45.198	123	153	12	1:44.064	22.682	148	49.006	182	32.376	180	219
4	2:26.471	31.555	146	1:03.964	96	50.952	185	107	13	1:43.934	22.723	149	48.910	181	32.301	182	219
5	1:44.981	22.742	150	49.542	176	32.697	184	225	14	1:43.678	22.651	149	48.934	179	32.093	182	219
6	1:45.381	23.383	147	49.498	179	32.500	184	220	15	1:44.799	22.744	148	49.473	166	32.582	182	219
7	1:44.680	23.232	147	49.225	181	32.223	183	223	16	1:43.970	22.581	149	49.145	182	32.244	182	219
8	1:43.646	22.618	149	48.831	179	32.197	185	226	17	1:45.214	22.643	150	49.142	180	33.429	179	219
9	1:44.020	22.523	149	49.350	178	32.147	183	222									

DTM Hockenheim I
Hockenheimring, length 4574 m
04. - 06.05.2018
ADAC Formel 4



Lap Analysis race 2, 05.05.2018

DMSB-Reg.No.: 122/18

80 Andreas Estner , ADAC Formel 4 / DEU

theoretical besttime: 1:43.634

Lap	Time	S1	V1	S2	V2	S3	V3	Vmax	Lap	Time	S1	V1	S2	V2	S3	V3	Vmax
1	2:03.631	33.630	144	50.349	124	39.652	128	220	10	1:55.633	22.719	149	49.198	180	43.716	174	221
2	2:30.583	34.341	69	1:10.660	106	45.582	104	123	11	1:45.713	23.517	147	49.499	179	32.697	182	217
3	2:21.091	32.607	143	1:03.396	99	45.088	123	147	12	1:44.299	22.744	148	49.356	181	32.199	181	218
4	2:26.831	31.181	141	1:04.209	92	51.441	183	128	13	1:44.040	22.991	147	48.882	181	32.167	183	219
5	1:45.066	22.760	149	49.585	178	32.721	181	223	14	1:43.787	22.762	149	48.832	180	32.193	181	218
6	1:45.249	22.913	149	49.587	178	32.749	182	221	15	1:43.965	22.761	150	48.969	180	32.235	180	219
7	1:44.340	22.940	151	49.019	180	32.381	183	225	16	1:44.202	22.764	149	48.959	182	32.479	179	217
8	1:43.871	22.837	149	48.783	180	32.251	182	223	17	1:46.663	25.171	149	49.094	180	32.398	183	217
9	1:44.921	22.684	149	49.839	179	32.398	183	220									

81 Sebastian Estner , ADAC Formel 4 Rookie / DEU

theoretical besttime: 1:43.598

Lap	Time	S1	V1	S2	V2	S3	V3	Vmax	Lap	Time	S1	V1	S2	V2	S3	V3	Vmax
1	2:23.266	33.263	96	1:01.157	135			208	10	1:44.204	22.902	149	48.638	182	32.664	185	219
2	2:26.154	1:01.017	115	51.751	176	33.386	181	212	11	1:44.661	23.185	151	49.097	182	32.379	183	222
3	2:07.852	24.325	124	58.943	123	44.584	124	152	12	1:44.268	22.990	150	49.016	180	32.262	185	221
4	2:26.289	32.869	149	1:02.647	90	50.773	183	115	13	1:45.400	22.894	150	48.747	182	33.759	167	220
5	1:46.134	23.755	150	49.525	180	32.854	184	223	14	1:45.127	23.843	149	48.932	181	32.352	182	218
6	1:45.070	23.124	150	49.315	180	32.631	182	220	15	1:44.388	23.015	149	49.070	179	32.303	183	219
7	1:44.641	23.111	148	49.237	180	32.293	182	220	16	1:44.126	22.895	149	49.021	182	32.210	182	217
8	1:44.170	22.987	150	48.814	180	32.369	182	221	17	1:44.078	22.885	150	49.023	182	32.170	183	217
9	1:44.106	22.790	149	49.073	180	32.243	182	218									

95 Tom Beckhäuser , ADAC Formel 4 / CZE

theoretical besttime: 1:43.249

Lap	Time	S1	V1	S2	V2	S3	V3	Vmax	Lap	Time	S1	V1	S2	V2	S3	V3	Vmax
1	2:01.851	31.063	138	50.841	151	39.947	141	220	10	1:43.382	22.698	151	48.777	181	31.907	183	219
2	2:30.380	34.029	76	1:10.669	115	45.682	121	133	11	1:43.812	22.823	152	48.976	182	32.013	184	219
3	2:20.878	31.036	125	1:05.283	98	44.559	125	125	12	1:44.347	22.930	152	49.187	182	32.230	185	220
4	2:27.599	31.050	145	1:05.184	71	51.365	183	132	13	1:44.152	23.048	151	48.744	180	32.360	183	220
5	1:45.411	22.901	151	50.109	179	32.401	184	225	14	1:43.790	22.844	152	48.842	180	32.104	180	218
6	1:45.958	22.896	148	50.446	179	32.616	183	219	15	1:43.888	22.913	153	48.842	181	32.133	183	218
7	1:44.172	22.949	151	48.974	180	32.249	183	224	16	1:44.162	22.840	150	49.096	180	32.226	181	218
8	1:43.749	22.797	151	48.864	179	32.088	183	225	17	1:44.932	23.078	150	49.375	181	32.479	183	218
9	1:43.817	22.602	152	49.312	180	31.903	183	222									