

**Lap Analysis race 3, 06.05.2018**

**2 Frederik Vesti , ADAC Formel 4 / DNK**

**theoretical besttime: 1:42.456**

Lap	Time	S1	V1	S2	V2	S3	V3	Vmax	Lap	Time	S1	V1	S2	V2	S3	V3	Vmax
1	1:52.617	28.965	148	50.507	178	33.145	186	225	10	1:43.621	22.593	152	48.725	182	32.303	189	227
2	1:45.008	22.826	151	49.626	181	32.556	186	225	11	1:44.608	23.096	150	49.536	180	31.976	186	227
3	1:43.563	22.660	151	48.840	182	32.063	187	<b>234</b>	12	1:43.929	22.834	<b>154</b>	49.116	182	31.979	185	224
4	1:43.132	22.514	152	48.946	182	<b>31.672</b>	186	227	13	1:44.177	22.698	151	49.192	182	32.287	186	224
5	1:42.687	<b>22.397</b>	151	48.567	<b>183</b>	31.723	186	223	14	1:43.031	22.526	151	48.498	181	32.007	184	225
6	<b>1:42.677</b>	22.470	152	48.440	183	31.767	187	225	15	1:42.938	22.483	152	48.527	179	31.928	186	223
7	1:42.724	22.473	152	48.489	183	31.762	186	225	16	1:43.143	22.505	151	48.497	182	32.141	184	225
8	1:43.380	22.432	152	48.500	183	32.448	185	227	17	1:43.059	22.448	150	48.444	182	32.167	185	225
9	1:43.393	22.469	152	48.938	181	31.986	187	226	18	1:43.180	22.478	151	<b>48.387</b>	182	32.315	183	225

**4 Niklas Krütten , ADAC Formel 4 Rookie / DEU**

**theoretical besttime: 1:42.064**

Lap	Time	S1	V1	S2	V2	S3	V3	Vmax	Lap	Time	S1	V1	S2	V2	S3	V3	Vmax
1	1:48.424	27.275	150	49.126	180	32.023	184	220	10	1:42.498	22.459	149	48.401	182	31.638	184	223
2	1:43.224	22.494	150	48.766	181	31.964	184	220	11	1:42.607	22.420	150	48.416	<b>183</b>	31.771	185	224
3	1:43.942	22.461	<b>151</b>	49.563	180	31.918	183	222	12	1:42.491	22.379	149	48.434	182	31.678	<b>186</b>	223
4	1:42.600	22.367	150	48.475	182	31.758	184	<b>224</b>	13	1:42.459	22.492	151	48.280	182	31.687	185	223
5	1:42.392	<b>22.266</b>	151	48.419	182	31.707	184	223	14	1:42.691	22.546	151	48.389	182	31.756	185	223
6	1:42.362	22.442	150	48.332	182	<b>31.588</b>	185	223	15	1:42.411	22.416	150	48.235	182	31.760	184	223
7	1:42.198	22.379	151	<b>48.210</b>	182	31.609	184	223	16	1:42.637	22.478	151	48.381	181	31.778	184	223
8	1:42.389	22.419	150	48.311	182	31.659	184	222	17	1:42.591	22.505	151	48.312	182	31.774	184	223
9	<b>1:42.114</b>	22.268	150	48.240	182	31.606	185	222	18	1:42.812	22.564	149	48.296	183	31.952	183	222

**5 Gianluca Petecof , ADAC Formel 4 Rookie / ITA**

**theoretical besttime: 1:42.510**

Lap	Time	S1	V1	S2	V2	S3	V3	Vmax	Lap	Time	S1	V1	S2	V2	S3	V3	Vmax
1	1:55.701	32.078	141	49.930	178	33.693	185	226	10	1:43.248	22.431	150	48.758	181	32.059	184	225
2	1:44.163	22.972	148	49.096	180	32.095	184	225	11	1:43.103	22.560	149	48.722	181	31.821	184	223
3	1:43.721	22.572	<b>150</b>	48.792	<b>182</b>	32.357	183	226	12	1:43.052	22.433	148	48.608	182	32.011	<b>186</b>	224
4	1:43.529	22.515	148	48.584	182	32.430	185	225	13	1:43.803	22.542	149	48.779	180	32.482	184	226
5	1:43.427	22.877	150	48.672	181	31.878	185	<b>228</b>	14	1:43.140	22.506	149	48.724	179	31.910	185	226
6	<b>1:42.591</b>	22.322	149	48.554	181	<b>31.715</b>	184	228	15	1:43.171	22.468	149	48.618	175	32.085	185	225
7	1:43.512	22.425	148	48.933	181	32.154	184	223	16	1:43.081	22.370	150	48.586	177	32.125	184	226
8	1:43.364	22.568	150	48.795	180	32.001	184	225	17	1:43.030	22.564	150	<b>48.493</b>	181	31.973	185	225
9	1:42.762	<b>22.302</b>	149	48.596	182	31.864	185	225	18	1:43.204	22.502	148	48.653	180	32.049	185	226

**6 Ido Cohen , ADAC Formel 4 Rookie / ISR**

**theoretical besttime: 1:43.291**

Lap	Time	S1	V1	S2	V2	S3	V3	Vmax	Lap	Time	S1	V1	S2	V2	S3	V3	Vmax
1	1:53.902	30.756	149	50.542	175	32.604	184	226	10	1:44.487	22.645	150	49.554	178	32.288	185	223
2	1:45.339	23.081	151	49.513	176	32.745	185	<b>230</b>	11	<b>1:43.659</b>	22.649	151	48.823	<b>182</b>	32.187	182	224
3	1:44.719	22.805	151	49.008	179	32.906	185	225	12	1:43.877	22.707	150	<b>48.778</b>	182	32.392	183	222
4	1:43.813	22.610	150	48.878	180	32.325	185	225	13	1:44.396	22.776	151	49.353	178	32.267	184	223
5	1:43.891	<b>22.554</b>	150	49.378	178	<b>31.959</b>	<b>186</b>	227	14	1:44.334	22.673	<b>152</b>	49.182	181	32.479	183	225
6	1:43.660	22.759	151	48.863	180	32.038	186	222	15	1:44.147	22.788	149	48.834	180	32.525	183	223
7	1:43.981	22.665	151	48.989	179	32.327	184	222	16	1:44.004	22.801	151	48.918	180	32.285	184	224
8	1:44.342	22.767	150	49.529	179	32.046	185	222	17	1:44.001	22.837	151	48.880	178	32.284	184	224
9	1:44.433	22.767	149	49.391	179	32.275	184	227	18	1:43.939	22.704	150	48.887	180	32.348	184	223

**13 Aaron Di Comberti , ADAC Formel 4 / GBR**

**theoretical besttime: 1:43.412**

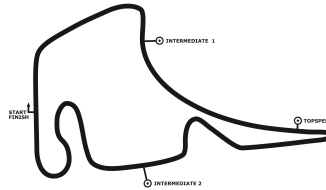
Lap	Time	S1	V1	S2	V2	S3	V3	Vmax	Lap	Time	S1	V1	S2	V2	S3	V3	Vmax
1	2:03.216	40.683	146	49.723	177	32.810	183	219	10	1:44.137	23.020	151	48.962	178	32.155	183	222
2	1:44.772	23.143	149	49.427	<b>180</b>	32.202	184	224	11	1:44.015	22.791	150	48.970	179	32.254	182	223
3	1:43.855	22.716	147	49.115	180	<b>32.024</b>	184	223	12	1:44.856	23.439	149	48.976	178	32.441	182	222
4	1:43.975	22.864	151	48.985	179	32.126	<b>185</b>	224	13	1:45.408	23.284	142	49.573	179	32.551	181	225
5	1:43.951	22.703	151	48.943	178	32.305	183	225	14	1:44.895	23.311	<b>153</b>	49.098	177	32.486	183	<b>227</b>
6	<b>1:43.473</b>	<b>22.576</b>	150	<b>48.812</b>	180	32.085	185	223	15	1:45.007	23.098	148	49.240	179	32.669	183	222
7	1:44.068	22.854	150	48.999	180	32.215	183	221	16	1:45.393	23.024	149	49.731	178	32.638	181	221
8	1:43.900	22.718	151	49.023	178	32.159	184	223	17	1:56.724	24.538	147	51.182	170			221
9	1:43.694	22.728	151	48.851	180	32.115	185	223									

# DTM Hockenheim I

Hockenheimring, length 4574 m

04. - 06.05.2018

ADAC Formel 4



## Lap Analysis race 3, 06.05.2018

DMSB-Reg.No.: 122/18

### 14 Leonardo Lorandi , ADAC Formel 4 / ITA

theoretical besttime: 1:42.539

Lap	Time	S1	V1	S2	V2	S3	V3	Vmax	Lap	Time	S1	V1	S2	V2	S3	V3	Vmax
1	1:55.244	31.715	150	50.030	172	33.499	184	<b>226</b>	10	1:42.881	22.404	150	48.819	<b>182</b>	31.658	184	218
2	2:20.246	22.684	149	1:25.256	173	32.306	183	219	11	1:42.840	22.343	150	48.788	181	31.709	183	220
3	1:42.994	22.437	151	48.886	181	31.671	184	218	12	1:42.836	22.528	150	<b>48.590</b>	181	31.718	184	219
4	1:43.327	22.400	150	48.988	181	31.939	184	218	13	1:42.780	22.450	<b>152</b>	48.663	181	31.667	185	219
5	1:42.884	<b>22.323</b>	150	48.828	180	31.733	184	218	14	<b>1:42.771</b>	22.513	151	48.602	182	31.656	183	219
6	1:42.798	22.333	149	48.799	180	31.666	184	219	15	1:42.917	22.395	150	48.790	181	31.732	185	219
7	1:43.848	22.653	150	49.451	179	31.744	183	218	16	1:43.081	22.578	151			1:20.503		
8	1:42.805	22.399	150	48.767	179	31.639	183	219	17	1:43.190							
9	1:42.823	22.401	149	48.796	181	<b>31.626</b>	<b>185</b>	218	18	1:43.081							

### 21 Charles Weerts , ADAC Formel 4 / BEL

theoretical besttime: 1:42.361

Lap	Time	S1	V1	S2	V2	S3	V3	Vmax	Lap	Time	S1	V1	S2	V2	S3	V3	Vmax
1	1:51.106	29.302	140	49.563	180	32.241	186	<b>229</b>	10	1:43.697	22.653	152	49.028	183	32.016	188	228
2	1:43.664	22.532	150	49.131	180	32.001	185	229	11	1:43.762	22.574	153	49.169	182	32.019	188	227
3	1:43.048	22.479	151	48.533	182	32.036	185	223	12	1:44.166	22.601	153	49.208	182	32.357	187	228
4	1:42.644	<b>22.398</b>	151	48.419	182	31.827	186	225	13	1:43.205	22.677	151	48.312	183	32.216	186	227
5	1:42.602	22.465	152	<b>48.199</b>	<b>183</b>	31.938	187	225	14	1:44.115	22.776	153	49.175	181	32.164	187	226
6	1:42.640	22.504	152	48.372	182	<b>31.764</b>	<b>188</b>	226	15	1:43.182	22.452	151	48.506	182	32.224	187	223
7	<b>1:42.556</b>	22.468	152	48.287	181	31.801	186	227	16	1:44.020	22.611	<b>154</b>	49.319	178	32.090	185	224
8	1:42.695	22.421	152	48.280	182	31.994	185	227	17	1:43.024	22.496	151	48.514	183	32.014	184	223
9	1:43.782	22.408	152	49.257	180	32.117	187	226	18	1:42.887	22.491	152	48.453	183	31.943	186	223

### 22 Lucas Alecco Roy , ADAC Formel 4 / MCO

theoretical besttime: 1:42.465

Lap	Time	S1	V1	S2	V2	S3	V3	Vmax	Lap	Time	S1	V1	S2	V2	S3	V3	Vmax
1	2:02.886	30.614	145	50.913	173	41.359	183	<b>228</b>	10	1:43.457	22.643	151	48.788	<b>182</b>	32.026	184	227
2	1:44.481	22.948	149	49.253	180	32.280	184	221	11	1:43.077	22.513	<b>152</b>	48.533	182	32.031	184	225
3	1:43.710	22.603	149	49.029	179	32.078	184	222	12	1:42.648	<b>22.334</b>	151	48.529	181	<b>31.785</b>	183	224
4	1:44.105	22.715	150	48.673	179	32.717	184	222	13	1:43.121	22.585	150	<b>48.346</b>	182	32.190	184	228
5	1:43.601	22.801	150	48.746	181	32.054	185	223	14	1:44.170	23.024	144	49.026	181	32.120	185	223
6	1:43.078	22.596	151	48.559	180	31.923	184	223	15	1:43.743	22.615	151	48.717	179	32.411	184	227
7	1:43.552	22.359	150	48.665	180	32.528	183	222	16	1:42.953	22.520	152	48.455	181	31.978	185	224
8	1:43.288	22.510	151	48.642	181	32.136	185	223	17	<b>1:42.575</b>	22.364	152	48.409	182	31.802	185	225
9	1:42.908	22.403	151	48.564	181	31.941	185	224	18	1:42.920	22.415	151	48.386	182	32.119	<b>186</b>	226

### 23 Joey Alders , ADAC Formel 4 Rookie / NLD

theoretical besttime: 1:42.698

Lap	Time	S1	V1	S2	V2	S3	V3	Vmax	Lap	Time	S1	V1	S2	V2	S3	V3	Vmax
1	1:50.714	28.531	151	49.924	180	32.259	184	222	10	1:43.378	22.531	152	48.901	181	31.946	186	224
2	1:46.318	22.522	151	50.538	177	33.258	186	226	11	1:43.334	22.567	152	48.674	182	32.093	<b>187</b>	225
3	1:43.761	22.557	151	49.146	181	32.058	184	227	12	1:43.845	22.664	152	49.175	180	32.006	187	229
4	1:44.246	22.499	151	49.824	179	31.923	186	225	13	1:44.150	22.586	151	48.961	182	32.603	183	227
5	<b>1:42.826</b>	<b>22.310</b>	151	48.518	182	31.998	186	225	14	1:43.049	22.642	152	<b>48.497</b>	181	31.910	185	222
6	1:42.867	22.440	<b>152</b>	48.536	182	<b>31.891</b>	185	224	15	1:43.250	22.638	152	48.599	180	32.013	185	222
7	1:49.912	22.477	151	49.703	178	37.732	184	223	16	1:43.476	22.697	152	48.694	181	32.085	185	223
8	1:43.556	22.893	151	48.700	181	31.963	186	223	17	1:43.405	22.636	152	48.799	181	31.970	184	222
9	1:44.227	22.581	152	49.151	<b>183</b>	32.495	186	<b>229</b>	18	1:43.562	22.706	151	48.588	180	32.268	185	222

### 26 Leon Köhler , ADAC Formel 4 Rookie / DEU

theoretical besttime: 1:42.390

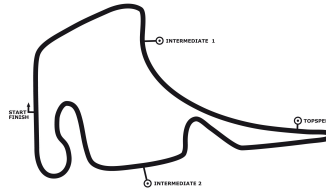
Lap	Time	S1	V1	S2	V2	S3	V3	Vmax	Lap	Time	S1	V1	S2	V2	S3	V3	Vmax
1	1:53.388	30.075	146	50.049	179	33.264	184	229	10	1:48.620	22.687	148	48.576	182			223
2	1:44.432	22.746	149	49.269	180	32.417	186	226	11	1:56.998	36.483	149	48.682	182	31.833	184	224
3	1:44.474	23.178	149	49.054	180	32.242	<b>187</b>	227	12	1:42.711	<b>22.349</b>	149	48.534	<b>183</b>	31.828	185	224
4	1:44.112	22.528	148	48.851	181	32.733	184	<b>232</b>	13	1:43.017	22.561	151	48.490	182	31.966	185	223
5	1:42.898	22.566	150	48.448	182	31.884	185	226	14	1:43.329	22.928	150	48.525	181	31.876	185	224
6	1:42.674	22.469	<b>151</b>	48.478	182	31.727	185	225	15	1:42.858	22.615	151	48.343	181	31.900	186	225
7	1:44.275	22.418	151	48.753	180	33.104	183	226	16	1:43.612	22.518	151	48.754	182	32.340	184	225
8	1:43.003	22.513	151	48.688	181	31.802	184	224	17	1:43.203	22.735	150	48.624	182	31.844	184	227
9	1:42.803	22.495	150	48.512	182	31.796	185	225	18	<b>1:42.528</b>	22.487	150	<b>48.327</b>	183	<b>31.714</b>	186	224

# DTM Hockenheim I

Hockenheimring, length 4574 m

04. - 06.05.2018

ADAC Formel 4



## Lap Analysis race 3, 06.05.2018

DMSB-Reg.No.: 122/18

### 27 David Schumacher , ADAC Formel 4 Rookie / DEU

theoretical besttime: 1:42.492

Lap	Time	S1	V1	S2	V2	S3	V3	Vmax	Lap	Time	S1	V1	S2	V2	S3	V3	Vmax
1	1:52.297	29.598	148	50.060	179	32.639	185	<b>231</b>	10	1:43.848	22.472	152	48.930	181	32.446	185	223
2	1:44.173	<b>22.411</b>	<b>152</b>	49.129	178	32.633	184	225	11	1:43.726	22.714	152	49.185	180	31.827	185	222
3	1:43.632	22.597	151	49.248	181	31.787	184	221	12	1:47.904	22.668	152	48.700	180			222
4	1:42.914	22.449	151	48.771	181	31.694	185	220	13	1:58.058	36.817	150	49.308	180	31.933	184	220
5	<b>1:42.804</b>	22.557	151	48.655	181	<b>31.592</b>	<b>186</b>	221	14	1:42.989	22.584	152	48.618	181	31.787	185	222
6	1:42.876	22.445	152	48.694	<b>182</b>	31.737	185	221	15	1:42.936	22.561	151	<b>48.489</b>	181	31.886	186	222
7	1:42.895	22.515	151	48.576	182	31.804	184	221	16	1:43.561	22.720	151	48.966	181	31.875	183	224
8	1:43.768	22.613	152	48.963	179	32.192	185	221	17	1:43.041	22.446	152	48.732	179	31.863	184	222
9	1:43.444	22.512	152	49.058	179	31.874	185	223	18	1:42.809	22.487	152	48.618	182	31.704	186	221

### 28 Mick Wishofer , ADAC Formel 4 / AUT

theoretical besttime: 1:41.811

Lap	Time	S1	V1	S2	V2	S3	V3	Vmax	Lap	Time	S1	V1	S2	V2	S3	V3	Vmax
1	1:48.738	27.531	150	49.242	181	31.965	185	<b>225</b>	10	1:42.224	22.326	152	48.580	182	31.318	186	219
2	1:43.093	22.584	151	48.705	182	31.804	<b>186</b>	224	11	1:42.247	22.220	151	48.534	181	31.493	186	221
3	1:42.806	22.475	<b>153</b>	48.914	182	31.417	185	220	12	1:42.077	22.275	150	48.385	182	31.417	186	222
4	1:42.284	22.287	153	48.476	182	31.521	184	220	13	1:42.206	22.159	152	48.585	182	31.462	185	221
5	1:42.257	22.198	152	48.599	<b>183</b>	31.460	186	220	14	1:42.157	22.327	152	48.396	182	31.434	185	220
6	1:42.055	22.279	150	48.481	<b>183</b>	<b>31.295</b>	186	221	15	1:42.367	22.321	151	48.403	182	31.643	185	220
7	1:42.134	22.275	151	48.448	182	31.411	185	220	16	1:42.061	22.287	152	48.377	178	31.397	185	221
8	<b>1:42.001</b>	<b>22.157</b>	152	48.427	182	31.417	184	219	17	1:42.206	22.341	152	48.421	183	31.444	184	220
9	1:42.085	22.269	152	<b>48.359</b>	183	31.457	185	220	18	1:42.316	22.351	152	48.381	182	31.584	182	220

### 30 Liam Lawson , ADAC Formel 4 / NLD

theoretical besttime: 1:42.583

Lap	Time	S1	V1	S2	V2	S3	V3	Vmax	Lap	Time	S1	V1	S2	V2	S3	V3	Vmax
1	1:51.472	29.147	150	50.037	178	32.288	<b>187</b>	226	10	1:44.069	22.839	151	49.029	180	32.201	187	222
2	1:43.704	22.455	151	49.217	182	32.032	185	<b>231</b>	11	1:43.998	22.539	153	49.280	181	32.179	185	224
3	1:43.230	22.473	151	48.833	182	31.924	187	227	12	1:43.250	22.473	152	48.652	182	32.125	185	226
4	1:43.193	22.400	151	48.982	182	<b>31.811</b>	185	227	13	1:43.212	22.517	153	48.556	182	32.139	184	225
5	<b>1:42.697</b>	<b>22.316</b>	152	<b>48.456</b>	182	31.925	185	225	14	1:43.196	22.620	<b>154</b>	48.528	181	32.048	185	224
6	1:42.972	22.349	153	48.679	182	31.944	183	225	15	1:43.281	22.562	153	48.643	181	32.076	183	223
7	1:43.372	22.459	152	48.983	182	31.930	184	225	16	1:43.434	22.713	153	48.572	179	32.149	187	225
8	1:43.476	22.751	151	48.824	182	31.901	185	224	17	1:43.907	22.701	153	49.069	182	32.137	183	228
9	1:43.723	22.605	152	49.273	182	31.845	185	225	18	1:44.151	22.866	151	48.969	<b>183</b>	32.316	184	224

### 33 Jack Doohan , ADAC Formel 4 Rookie / AUS

theoretical besttime: 1:42.583

Lap	Time	S1	V1	S2	V2	S3	V3	Vmax	Lap	Time	S1	V1	S2	V2	S3	V3	Vmax
1	1:50.262	28.333	149	49.813	178	32.116	185	221	10	1:43.782	22.683	150	49.019	182	32.080	185	222
2	1:43.175	22.444	150	48.814	181	31.917	183	223	11	1:43.841	22.515	151	49.303	181	32.023	184	223
3	1:43.168	22.450	150	48.718	<b>182</b>	32.000	179	222	12	1:43.959	22.410	<b>152</b>	49.461	180	32.088	185	223
4	1:43.091	22.557	150	48.711	182	<b>31.823</b>	184	224	13	1:43.066	22.482	151	48.533	182	32.051	184	223
5	<b>1:42.663</b>	<b>22.285</b>	151	48.512	182	31.866	<b>186</b>	224	14	1:43.257	22.560	150	48.627	181	32.070	184	223
6	1:42.727	22.319	151	48.535	182	31.873	185	<b>225</b>	15	1:44.297	22.428	150	49.371	174	32.498	184	223
7	1:42.666	22.346	150	<b>48.475</b>	181	31.845	184	224	16	1:45.122	22.719	151	49.657	178	32.746	185	225
8	1:42.805	22.321	150	48.477	182	32.007	184	223	17	1:43.443	22.574	150	48.610	182	32.259	184	225
9	1:43.819	22.336	151	49.371	181	32.112	185	222	18	1:43.482	22.649	151	48.634	181	32.199	185	225

### 44 Lirim Zendeli , ADAC Formel 4 / DEU

theoretical besttime: 1:42.015

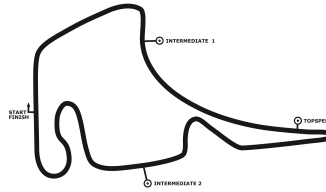
Lap	Time	S1	V1	S2	V2	S3	V3	Vmax	Lap	Time	S1	V1	S2	V2	S3	V3	Vmax
1	1:51.872	29.411	148	49.952	179	32.509	186	<b>230</b>	10	1:43.952	22.624	153	49.127	181	32.201	187	223
2	1:43.583	22.474	151	49.120	181	31.989	187	227	11	1:42.924	22.510	154	48.815	180	<b>31.599</b>	186	230
3	1:43.298	22.515	152	48.749	182	32.034	187	228	12	1:42.106	22.276	152	<b>48.149</b>	183	31.681	187	223
4	1:43.204	22.436	153	48.847	182	31.921	187	229	13	1:42.599	22.306	151	48.238	182	32.055	188	227
5	1:42.667	22.656	152	48.201	<b>183</b>	31.810	187	225	14	1:42.910	22.552	149	48.595	182	31.763	187	228
6	1:42.898	22.310	153	48.629	181	31.959	<b>188</b>	230	15	1:42.646	22.363	153	48.569	180	31.714	185	226
7	1:43.424	22.591	152	48.854	181	31.979	186	229	16	1:42.329	22.400	153	48.276	180	31.653	186	222
8	1:43.926	22.628	<b>154</b>	49.335	180	31.963	186	223	17	<b>1:42.032</b>	<b>22.267</b>	153	48.153	182	31.612	185	222
9	1:43.370	22.291	153	49.082	180	31.997	187	228	18	1:43.204	22.479	153	48.526	182	32.199	181	222

# DTM Hockenheim I

Hockenheimring, length 4574 m

04. - 06.05.2018

ADAC Formel 4



## Lap Analysis race 3, 06.05.2018

DMSB-Reg.No.: 122/18

### 64 Oliver Caldwell , ADAC Formel 4 / GBR

theoretical besttime: 1:42.998

Lap	Time	S1	V1	S2	V2	S3	V3	Vmax	Lap	Time	S1	V1	S2	V2	S3	V3	Vmax
1	1:53.113	30.433	150	49.426	179	33.254	183	229	10	1:43.500	22.499	150	48.913	180	32.088	184	223
2	1:44.286	22.546	150	49.150	182	32.590	186	227	11	1:43.494	22.476	149	48.815	180	32.203	183	224
3	1:44.354	22.610	149	49.471	179	32.273	184	228	12	1:43.395	22.545	149	48.803	180	32.047	184	222
4	1:44.975	22.356	149	49.147	180	33.472	184	227	13	1:43.419	22.493	149	48.759	179	32.167	183	223
5	1:43.349	22.542	148	48.731	179	32.076	183	228	14	1:43.266	22.388	150	48.777	180	32.101	184	223
6	1:43.870	22.420	150	49.401	181	32.049	179	225	15	1:43.230	22.388	150	48.690	180	32.152	183	222
7	1:43.496	22.537	149	48.764	180	32.195	182	225	16	1:43.662	22.555	150	48.730	176	32.377	183	224
8	1:43.314	22.433	150	48.649	180	32.232	184	225	17	1:43.341	22.464	150	48.764	179	32.113	184	223
9	1:43.092	22.450	149	48.628	181	32.014	184	224	18	1:43.692	22.588	149	48.975	179	32.129	182	222

### 74 Enzo Fittipaldi , ADAC Formel 4 / ITA

theoretical besttime: 1:42.324

Lap	Time	S1	V1	S2	V2	S3	V3	Vmax	Lap	Time	S1	V1	S2	V2	S3	V3	Vmax
1	1:54.434	31.333	147	50.320	175	32.781	184	224	10	1:42.723	22.305	150	48.476	183	31.942	187	225
2	1:43.774	22.367	150	48.845	182	32.562	186	228	11	1:44.611	22.946	150	49.540	181	32.125	187	227
3	1:43.710	22.672	148	48.843	182	32.195	188	226	12	1:43.996	22.379	148	49.571	180	32.046	186	224
4	1:43.881	22.642	149	48.903	181	32.336	186	228	13	1:43.203	22.507	152	48.753	179	31.943	184	224
5	1:42.792	22.515	150	48.365	181	31.912	186	224	14	1:42.636	22.328	151	48.559	181	31.749	185	222
6	1:42.546	22.308	151	48.475	182	31.763	187	225	15	1:42.463	22.210	150	48.449	180	31.804	185	222
7	1:43.959	22.519	151	49.231	181	32.209	184	227	16	1:42.819	22.441	151	48.571	179	31.807	187	225
8	1:42.619	22.439	151	48.406	182	31.774	183	222	17	1:43.686	22.411	151	49.045	183	32.230	184	228
9	1:42.691	22.340	150	48.518	181	31.833	186	225	18	1:44.118	22.708	152	48.536	179	32.874	184	225

### 80 Andreas Estner , ADAC Formel 4 / DEU

theoretical besttime: 1:47.283

Lap	Time	S1	V1	S2	V2	S3	V3	Vmax	Lap	Time	S1	V1	S2	V2	S3	V3	Vmax
1	1:55.561	31.506	147	50.372	177	33.683	181	226	3	1:54.093	25.072	135	54.368	163	34.653	168	190
2	2:02.695	23.228	152	1:04.562	154	34.905	163	225	4	1:57.333	24.371	139	52.778	164			196

### 81 Sebastian Estner , ADAC Formel 4 Rookie / DEU

theoretical besttime: 1:43.389

Lap	Time	S1	V1	S2	V2	S3	V3	Vmax	Lap	Time	S1	V1	S2	V2	S3	V3	Vmax
1	1:56.053	31.985	142	50.593	179	33.475	181	226	10	1:47.240	24.762	148	49.745	178	32.733	183	221
2	1:45.133	23.396	149	49.540	179	32.197	183	221	11	1:44.035	22.825	150	48.918	179	32.292	183	223
3	1:44.000	22.825	150	49.009	181	32.166	183	220	12	1:44.518	22.898	150	49.079	177	32.541	183	221
4	1:43.912	22.897	150	48.860	181	32.155	184	220	13	1:44.142	22.956	150	48.773	179	32.413	181	220
5	1:43.803	22.582	150	48.905	177	32.316	184	221	14	1:44.560	23.267	150	48.902	179	32.391	184	222
6	1:43.750	22.729	149	48.908	181	32.113	185	225	15	1:44.319	22.966	149	49.007	176	32.346	184	221
7	1:44.336	22.729	149	48.694	179	32.913	184	222	16	1:45.011	23.332	153	49.348	178	32.331	182	223
8	1:44.163	22.993	150	48.986	179	32.184	185	225	17	1:44.603	23.227	152	48.992	179	32.384	184	225
9	1:43.891	22.836	151	48.782	179	32.273	184	224	18	1:44.670	23.366	150	49.086	180	32.218	184	222

### 95 Tom Beckhäuser , ADAC Formel 4 / CZE

theoretical besttime: 1:43.222

Lap	Time	S1	V1	S2	V2	S3	V3	Vmax	Lap	Time	S1	V1	S2	V2	S3	V3	Vmax
1	1:53.700	30.268	150	50.266	179	33.166	183	230	10	1:43.611	22.677	152	48.869	181	32.065	184	220
2	1:45.173	22.879	152	49.784	175	32.510	184	224	11	1:43.974	22.780	151	49.179	179	32.015	183	222
3	1:43.959	22.780	152	48.875	180	32.304	182	225	12	1:43.655	22.702	152	48.809	181	32.144	184	222
4	1:44.168	22.673	151	48.605	179	32.890	184	224	13	1:45.202	22.727	151	49.274	178	33.201	183	221
5	1:45.410	22.786	151	50.067	179	32.557	182	226	14	1:43.699	22.946	152	48.753	179	32.000	183	223
6	1:43.548	22.826	152	48.703	182	32.019	185	222	15	1:45.054	22.831	152	49.236	172	32.987	183	221
7	1:43.857	22.649	152	48.715	180	32.493	183	224	16	1:43.687	22.684	153	48.700	179	32.303	181	224
8	1:43.587	22.657	152	48.680	180	32.250	182	225	17	1:43.547	22.795	153	48.692	180	32.060	183	222
9	1:43.772	22.686	152	49.118	181	31.968	183	222	18	1:44.029	22.829	152	48.926	177	32.274	183	221