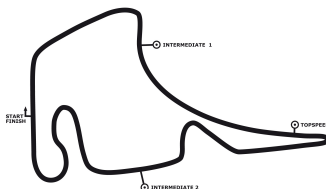


DTM Hockenheim I

Hockenheimring, length 4574 m

04. - 06.05.2018

Audi Sport Seyffarth R8 LMS Cup



Audi Sport
Seyffarth R8 LMS Cup

Lap Analysis race 1, 05.05.2018

DMSB-Reg.No.: 114/18

4 Mike Hesse , Audi R8 LMS A / DEU									theoretical besttime: 1:52.524								
Lap	Time	S1	V1	S2	V2	S3	V3	Vmax	Lap	Time	S1	V1	S2	V2	S3	V3	Vmax
1	2:07.527	35.131	138	54.093	169	38.303	181	241	10	1:53.477	25.230	150	51.531	173	36.716	183	243
2	2:00.074	28.439	133	53.407	171	38.228	178	235	11	1:53.195	25.046	150	51.530	174	36.619	184	243
3	1:56.063	25.890	149	52.670	171	37.503	179	243	12	1:52.763	24.911	149	51.326	173	36.526	183	245
4	1:56.398	27.060	148	52.154	171	37.184	183	244	13	1:53.739	25.198	149	51.895	173	36.646	181	244
5	1:54.004	25.830	151	51.368	173	36.806	182	246	14	1:53.159	25.479	149	51.087	174	36.593	183	243
6	1:53.358	25.383	149	51.247	174	36.728	183	244	15	1:53.373	25.497	149	51.166	171	36.710	182	243
7	1:53.980	25.322	150	51.314	173	37.344	183	244	16	1:53.625	25.473	149	51.428	173	36.724	183	244
8	1:53.748	25.676	149	51.333	173	36.739	181	244	17	1:53.457	25.196	148	51.553	173	36.708	184	244
9	1:53.565	25.452	149	51.470	174	36.643	183	242									

7 Vivien Keszthelyi , Audi R8 LMS Rookie / HUN									theoretical besttime: 1:51.483								
Lap	Time	S1	V1	S2	V2	S3	V3	Vmax	Lap	Time	S1	V1	S2	V2	S3	V3	Vmax
1	2:00.096	31.326	130	52.099	171	36.671	182	242	10	1:52.467	24.782	152	51.197	174	36.488	184	245
2	1:53.268	25.077	148	51.699	171	36.492	183	241	11	1:52.231	25.004	149	50.876	173	36.351	184	245
3	1:52.098	24.772	148	51.372	173	35.954	182	244	12	1:52.505	24.875	151	51.072	173	36.558	183	244
4	1:51.984	24.745	148	50.822	176	36.417	183	246	13	1:52.390	24.921	151	50.904	174	36.565	183	245
5	1:52.591	24.999	149	51.307	175	36.285	181	243	14	1:52.196	25.060	150	50.940	172	36.196	184	244
6	1:52.405	24.707	151	51.276	174	36.422	183	246	15	1:52.232	25.028	151	50.859	174	36.345	184	244
7	1:52.092	24.851	152	50.930	171	36.311	183	245	16	1:52.582	24.774	151	51.391	173	36.417	182	244
8	1:52.214	24.899	149	50.945	173	36.370	183	244	17	1:52.457	24.879	151	51.173	173	36.405	179	245
9	1:51.996	24.840	146	51.147	174	36.009	185	244									

13 Guido Heinrich , Audi R8 LMS B / DEU									theoretical besttime: 1:54.093								
Lap	Time	S1	V1	S2	V2	S3	V3	Vmax	Lap	Time	S1	V1	S2	V2	S3	V3	Vmax
1	2:06.987	34.519	141	53.942	169	38.526	176	241	10	1:54.967	25.374	145	52.205	172	37.388	182	242
2	1:56.530	26.069	137	52.585	170	37.876	179	235	11	1:54.404	25.479	144	51.572	173	37.353	180	242
3	1:55.671	25.677	146	51.879	171	38.115	178	240	12	1:55.279	25.550	145	52.205	172	37.524	178	242
4	1:56.761	26.385	146	52.649	170	37.727	179	242	13	1:56.185	26.332	144	51.878	169	37.975	179	243
5	1:55.085	25.527	141	51.887	171	37.671	180	242	14	1:55.892	26.006	144	52.337	170	37.549	181	242
6	1:54.837	25.942	146	51.699	171	37.196	181	242	15	1:54.912	25.704	147	51.786	169	37.422	182	243
7	1:55.340	25.325	144	51.982	170	38.033	180	240	16	1:55.766	25.697	140	52.145	171	37.924	181	242
8	1:56.542	26.280	140	52.378	170	37.884	177	243	17	1:56.223	25.886	148	52.559	169	37.778	178	242
9	1:55.445	25.910	141	52.039	170	37.496	182	242									

18 Kris Heidorn , Audi R8 LMS A / DEU									theoretical besttime: 1:50.925								
Lap	Time	S1	V1	S2	V2	S3	V3	Vmax	Lap	Time	S1	V1	S2	V2	S3	V3	Vmax
1	1:56.846	29.386	145	51.192	174	36.268	181	239	10	1:52.120	24.777	150	50.842	173	36.501	182	243
2	1:51.103	24.461	148	50.770	174	35.872	182	241	11	1:52.368	25.017	151	51.041	173	36.310	183	243
3	1:51.154	24.573	149	50.626	175	35.955	183	242	12	1:52.139	24.956	149	50.948	174	36.235	183	243
4	1:51.329	24.574	151	50.894	174	35.861	184	243	13	1:51.624	24.586	149	50.714	174	36.324	182	243
5	1:52.550	24.658	150	51.377	176	36.515	183	243	14	1:51.790	24.716	151	50.603	175	36.471	182	243
6	1:51.932	24.832	151	50.849	174	36.251	183	238	15	1:52.274	24.692	149	50.860	174	36.722	179	243
7	1:51.916	24.646	151	51.063	173	36.207	183	243	16	1:52.377	25.028	150	50.894	173	36.455	182	243
8	1:52.247	24.881	149	50.816	175	36.550	182	242	17	1:52.436	24.945	151	50.828	172	36.663	179	243
9	1:52.022	24.762	151	50.778	174	36.482	182	243									

20 Mike Halder , Audi R8 LMS A / DEU									theoretical besttime: 1:50.837								
Lap	Time	S1	V1	S2	V2	S3	V3	Vmax	Lap	Time	S1	V1	S2	V2	S3	V3	Vmax
1	1:57.416	30.040	141	51.243	173	36.133	182	241	4	1:51.174	24.485	148	50.683	175	36.006	184	246
2	1:51.147	24.412	143	50.717	173	36.018	185	243	5	1:51.630	24.603	148	50.881	173	36.146	182	246
3	1:51.048	24.623	147	50.487	174	35.938	183	243									

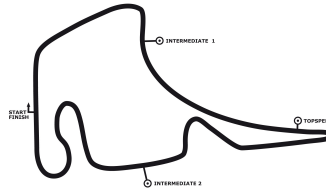
21 Michelle Halder , Audi R8 LMS Rookie / DEU									theoretical besttime: 1:52.236								
Lap	Time	S1	V1	S2	V2	S3	V3	Vmax	Lap	Time	S1	V1	S2	V2	S3	V3	Vmax
1	2:02.983	32.814	133	52.250	172	37.919	177	241	10	1:53.013	25.082	148	51.292	173	36.639	185	246
2	1:54.128	25.448	149	51.630	170	37.050	183	244	11	1:53.133	25.174	146	51.344	171	36.615	185	245
3	1:54.346	25.273	147	51.841	167	37.232	180	244	12	1:53.004	25.166	151	51.157	173	36.681	183	246
4	1:53.314	25.333	150	51.402	172	36.579	184	245	13	1:53.794	25.768	128	51.494	173	36.532	185	243
5	1:53.090	25.333	148	51.304	173	36.453	184	244	14	1:52.574	25.026	146	51.022	172	36.526	184	244
6	1:53.687	25.104	149	51.841	173	36.742	183	246	15	1:52.425	25.029	149	50.922	173	36.474	185	244
7	1:53.193	25.294	146	51.195	171	36.704	185	244	16	1:52.505	25.045	144	51.028	174	36.432	185	243
8	1:53.065	25.317	149	51.177	171	36.571	184	246	17	1:52.704	24.882	150	50.960	175	36.862	183	244
9	1:53.482	25.332	147	51.533	173	36.617	184	244									

DTM Hockenheim I

Hockenheimring, length 4574 m

04. - 06.05.2018

Audi Sport Seyffarth R8 LMS Cup



Audi Sport
Seyffarth R8 LMS Cup

Lap Analysis race 1, 05.05.2018

DMSB-Reg.No.: 114/18

26 Michael Yenci , Audi R8 LMS B / DEU

theoretical besttime: 1:55.685

Lap	Time	S1	V1	S2	V2	S3	V3	Vmax	Lap	Time	S1	V1	S2	V2	S3	V3	Vmax
1	2:08.400	35.558	135	54.319	169	38.523	178	238	10	1:56.786	26.513	140	52.585	169	37.688	180	238
2	1:57.666	26.839	137	52.906	168	37.921	178	239	11	1:56.223	26.321	145	52.397	169	37.505	181	240
3	1:56.308	26.216	142	52.478	168	37.614	180	241	12	1:56.610	25.973	145	52.593	171	38.044	180	242
4	1:57.234	26.096	135	53.200	164	37.938	179	241	13	1:57.576	26.624	138	52.796	171	38.156	179	241
5	1:56.359	25.941	134	52.899	171	37.519	178	239	14	1:57.620	26.408	134	53.419	169	37.793	183	240
6	1:56.289	25.907	140	52.700	170	37.682	179	243	15	1:57.749	25.854	136	53.161	169	38.734	179	240
7	1:57.236	26.137	138	53.213	170	37.886	179	241	16	1:57.192	26.289	139	52.917	170	37.986	180	240
8	1:56.140	26.033	141	52.326	169	37.781	179	240	17	1:58.274	26.680	140	53.077	171	38.517	179	239
9	1:58.123	26.928	136	53.250	168	37.945	179	236									

29 Patrick Schneider , Audi R8 LMS A / DEU

theoretical besttime: 1:51.965

Lap	Time	S1	V1	S2	V2	S3	V3	Vmax	Lap	Time	S1	V1	S2	V2	S3	V3	Vmax
1	2:02.237	32.248	133	52.349	171	37.640	183	241	10	1:52.542	24.974	149	51.137	173	36.431	184	243
2	1:54.018	25.212	149	51.842	168	36.964	181	243	11	1:52.916	25.034	151	51.252	173	36.630	183	243
3	1:53.013	25.011	149	51.500	172	36.502	183	244	12	1:52.661	24.820	146	51.322	175	36.519	184	242
4	1:53.097	25.348	148	51.273	174	36.476	183	244	13	1:52.584	25.033	147	51.025	175	36.526	184	244
5	1:52.897	24.977	143	51.560	173	36.360	181	245	14	1:53.441	25.125	142	51.673	174	36.643	181	242
6	1:53.882	25.135	150	51.899	173	36.848	184	243	15	1:52.837	25.340	151	50.785	175	36.712	181	244
7	1:54.013	25.342	147	51.368	175	37.303	183	244	16	1:52.399	24.821	151	50.874	174	36.704	183	243
8	1:52.932	25.297	149	51.222	169	36.413	183	246	17	1:53.085	25.123	152	51.222	174	36.740	183	244
9	1:52.701	25.058	150	51.086	175	36.557	183	243									

30 Max Zschuppe , Audi R8 LMS Rookie / DEU

theoretical besttime: 1:52.711

Lap	Time	S1	V1	S2	V2	S3	V3	Vmax	Lap	Time	S1	V1	S2	V2	S3	V3	Vmax
1	2:04.397	33.101	134	53.247	169	38.049	177	238	10	1:55.108	25.297	148	52.225	174	37.586	183	244
2	1:54.344	25.605	143	51.606	172	37.133	178	241	11	1:54.632	25.304	146	52.234	174	37.094	182	243
3	1:54.306	25.482	143	52.144	176	36.680	182	242	12	1:54.986	25.514	145	52.496	174	36.976	183	240
4	1:53.723	25.223	146	51.673	169	36.827	183	245	13	1:54.312	25.759	143	51.620	174	36.933	181	243
5	1:52.832	25.041	146	51.168	175	36.623	182	245	14	1:53.904	25.499	147	51.640	176	36.765	182	244
6	1:53.764	24.946	148	52.217	175	36.601	184	236	15	1:54.082	25.352	148	51.778	173	36.952	181	243
7	1:53.482	25.313	145	51.518	175	36.651	182	244	16	1:53.606	25.326	150	51.449	174	36.831	182	244
8	1:52.923	25.110	147	51.164	175	36.649	182	245	17	1:53.882	25.208	147	51.643	174	37.031	182	244
9	1:54.189	25.287	147	51.969	173	36.933	182	244									

77 Robin Rogalski , Audi R8 LMS Rookie / POL

theoretical besttime: 1:52.422

Lap	Time	S1	V1	S2	V2	S3	V3	Vmax	Lap	Time	S1	V1	S2	V2	S3	V3	Vmax
1	2:01.150	31.592	137	52.453	171	37.105	182	241	10	1:53.636	25.098	140	51.266	172	37.272	179	244
2	1:53.620	25.417	146	51.445	173	36.758	181	243	11	1:53.063	25.046	149	51.008	172	37.009	180	244
3	1:53.314	24.814	149	51.342	170	37.158	180	246	12	1:53.739	25.087	152	51.271	170	37.381	179	244
4	1:53.142	24.937	142	51.361	171	36.844	182	244	13	1:56.188	25.665	136	51.327	171	39.196	131	243
5	1:53.073	24.911	151	51.030	172	37.132	182	246	14	1:55.777	26.555	139	51.384	171	37.838	179	243
6	1:53.789	24.976	148	51.695	172	37.118	181	244	15	1:55.792	25.824	142	51.936	171	38.032	183	243
7	1:54.611	25.348	145	51.814	169	37.449	183	244	16	1:54.799	25.576	141	51.703	172	37.520	181	242
8	1:54.002	25.097	148	52.305	173	36.600	183	244	17	1:54.271	25.432	147	51.350	170	37.489	182	243
9	1:53.113	25.065	149	51.206	172	36.842	180	246									

83 Christian Neubecker , Audi R8 LMS B / DEU

theoretical besttime: 1:55.989

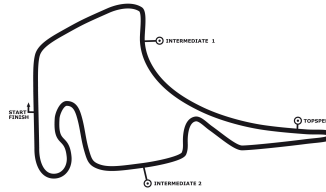
Lap	Time	S1	V1	S2	V2	S3	V3	Vmax	Lap	Time	S1	V1	S2	V2	S3	V3	Vmax
1	2:06.477	33.713	130	54.260	170	38.504	178	242	10	1:56.495	25.860	148	52.645	171	37.990	182	243
2	2:02.807	27.204	120	56.629	169	38.974	170	231	11	1:56.962	26.037	145	52.585	168	38.340	179	242
3	1:58.341	26.633	141	53.668	167	38.040	179	241	12	1:56.835	26.202	147	52.286	171	38.347	181	243
4	1:56.975	26.000	150	52.859	167	38.116	179	244	13	1:58.057	26.171	142	53.302	172	38.584	180	243
5	1:57.965	26.070	148	53.587	171	38.308	181	242	14	1:57.861	26.353	138	53.088	171	38.420	180	241
6	1:57.214	26.029	141	53.228	173	37.957	182	242	15	1:57.745	26.197	145	53.165	170	38.383	183	241
7	1:56.618	25.830	145	52.750	172	38.038	179	242	16	1:58.254	26.310	146	53.248	169	38.696	179	242
8	1:57.312	26.275	147	52.473	171	38.564	180	244	17	1:58.223	26.353	142	53.058	173	38.812	180	239
9	1:56.960	25.746	144	53.075	173	38.139	180	241									

DTM Hockenheim I

Hockenheimring, length 4574 m

04. - 06.05.2018

Audi Sport Seyffarth R8 LMS Cup



Audi Sport
Seyffarth R8 LMS Cup

Lap Analysis race 1, 05.05.2018

DMSB-Reg.No.: 114/18

88 Bartosz Paziewski , Audi R8 LMS Rookie / POL

theoretical besttime: 1:50.822

Lap	Time	S1	V1	S2	V2	S3	V3	Vmax	Lap	Time	S1	V1	S2	V2	S3	V3	Vmax
1	1:59.555	31.157	132	51.805	171	36.593	179	238	10	1:51.883	24.591	147	51.246	174	36.046	184	242
2	1:53.236	25.372	141	51.653	171	36.211	182	239	11	1:51.362	24.531	150	50.589	173	36.242	185	244
3	1:51.994	24.848	147	51.139	175	36.007	182	243	12	1:52.312	24.738	147	50.879	173	36.695	184	243
4	1:52.406	24.723	145	51.311	173	36.372	181	242	13	1:51.159	24.685	148	50.454	175	36.020	183	245
5	1:52.252	25.026	144	51.087	175	36.139	184	241	14	1:52.742	24.712	144	51.549	173	36.481	183	244
6	1:52.133	24.806	145	51.096	173	36.231	184	243	15	1:52.216	24.987	149	50.920	174	36.309	184	244
7	1:52.025	24.878	144	51.070	171	36.077	184	242	16	1:52.194	24.779	148	51.094	175	36.321	181	244
8	1:51.940	24.585	146	50.962	171	36.393	183	243	17	1:52.563	24.983	148	50.954	172	36.626	179	243
9	1:51.221	24.676	148	50.708	173	35.837	184	243									