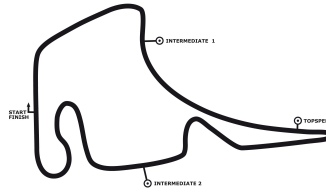


# DTM Hockenheim I

Hockenheimring, length 4574 m

04. - 06.05.2018

DTM



DMSB-Reg.No.: 114/18

## Lap Analysis free practice 1, 04.05.2018

2 Gary Paffett , Mercedes-AMG C 63 DTM / GBR									theoretical besttime: 1:34.031								
Lap	Time	S1	V1	S2	V2	S3	V3	Vmax	Lap	Time	S1	V1	S2	V2	S3	V3	Vmax
1	3:09.096		118	54.835	174	40.018	196	225	9	8:56.371	7:33.886	149	46.634	155	35.851	207	248
2	1:59.893	26.692	138	51.609	159			242	10	1:36.021	20.923	166	44.989	201	30.109	208	251
3	2:24.038	53.445	129	55.066	195	35.527	165	194	11	1:35.668	20.870	166	44.764	201	30.034	206	251
4	1:44.295	25.417	154	48.956	201	29.922	<b>215</b>	247	12	1:35.721	20.896	167	44.764	202	30.061	206	252
5	1:35.349	<b>20.492</b>	<b>170</b>	45.097	199	29.760	206	<b>254</b>	13	2:03.655	21.296	166	53.259	80			254
6	<b>1:34.133</b>	20.594	169	<b>44.109</b>	<b>202</b>	<b>29.430</b>	206	254	14	2:15.894	39.431	162	45.447	199	51.016	26	252
7	1:34.789	20.684	168	44.410	200	29.695	209	254	15	2:10.746	45.187	168	45.127	199			251
8	2:56.507	20.804	167	44.554	201			254									

3 Paul Di Resta , Mercedes-AMG C 63 DTM / GBR									theoretical besttime: 1:33.962								
Lap	Time	S1	V1	S2	V2	S3	V3	Vmax	Lap	Time	S1	V1	S2	V2	S3	V3	Vmax
1	2:12.119		138	53.433	188	36.644	201	213	9	9:56.739	8:38.915	165	45.359	200	32.465	206	251
2	1:55.771	25.709	142	51.115	189			235	10	1:36.248	20.936	166	45.053	200	30.259	208	252
3	2:13.228	53.980	143	47.321	199	31.927	207	247	11	1:35.456	20.844	165	44.603	202	30.009	208	253
4	1:38.890	22.240	167	45.956	200	30.694	<b>212</b>	249	12	1:35.487	20.845	166	44.685	202	29.957	208	252
5	1:38.227	21.326	<b>168</b>	46.066	203	30.835	212	252	13	1:35.694	20.842	166	44.745	201	30.107	208	254
6	<b>1:33.962</b>	<b>20.428</b>	168	<b>44.079</b>	<b>205</b>	<b>29.455</b>	204	254	14	3:07.137	22.693	167	54.944	80	1:49.500	52	246
7	1:37.760	20.588	166	45.098	193	32.074	207	<b>255</b>	15	4:22.520	25.471	155	46.273	198			252
8	1:43.606	20.660	167	47.634	200			254									

4 Robin Frijns , Aral Ultimate Audi RS 5 DTM / NLD									theoretical besttime: 1:34.647								
Lap	Time	S1	V1	S2	V2	S3	V3	Vmax	Lap	Time	S1	V1	S2	V2	S3	V3	Vmax
1	3:10.050		110	56.775	169			219	12	1:35.290	21.025	163	<b>44.296</b>	202	29.969	205	<b>263</b>
2	2:32.909	1:08.864	137	49.210	192	34.835	204	242	13	1:35.419	20.995	165	44.649	201	29.775	207	252
3	1:42.921	25.753	156	46.106	198	31.062	<b>211</b>	248	14	1:36.139	20.934	166	44.963	198	30.242	207	251
4	1:36.734	21.503	167	45.029	201	30.202	204	247	15	1:36.619	21.040	164	45.307	201	30.272	202	251
5	1:35.492	20.887	<b>168</b>	44.681	<b>202</b>	29.924	210	251	16	1:35.892	20.970	165	44.833	201	30.089	208	249
6	1:37.589	<b>20.733</b>	167	46.572	200	30.284	211	251	17	1:36.853	20.919	164	44.797	201	31.137	208	251
7	1:35.748	21.082	165	44.836	201	29.830	209	252	18	1:41.133	21.121	165	44.883	201	35.129	163	251
8	1:35.750	20.930	160	44.870	201	29.950	200	253	19	2:21.244	26.486	137	1:01.799	80			193
9	<b>1:34.997</b>	20.824	168	44.555	202	<b>29.618</b>	209	254	20	2:41.453	51.127	142	50.880	170	59.446	23	224
10	1:35.563	20.880	166	44.758	201	29.925	209	253	21	2:24.434	53.787	150	50.001	188			228
11	1:36.503	21.447	150	45.061	201	29.995	210	251									

5 Mattias Ekström , Red Bull Audi RS 5 DTM / SWE									theoretical besttime: 1:34.846								
Lap	Time	S1	V1	S2	V2	S3	V3	Vmax	Lap	Time	S1	V1	S2	V2	S3	V3	Vmax
1	3:55.373		133	52.758	172			218	11	1:35.731	20.994	164	44.806	201	29.931	<b>213</b>	251
2	2:31.493	1:07.350	141	51.491	191	32.652	203	213	12	1:35.546	21.012	159	44.609	200	29.925	208	262
3	1:38.300	21.976	163	45.811	184	30.513	204	248	13	1:35.374	20.969	163	44.523	200	29.882	206	263
4	1:35.357	21.021	<b>168</b>	44.701	<b>202</b>	29.635	210	249	14	1:35.668	20.924	165	44.577	201	30.167	208	263
5	<b>1:34.853</b>	<b>20.813</b>	166	44.478	202	<b>29.562</b>	208	251	15	1:35.905	21.233	161	<b>44.471</b>	201	30.201	209	264
6	1:35.876	21.090	166	44.719	201	30.067	206	252	16	1:36.096	21.072	167	44.822	197	30.202	210	262
7	1:35.802	20.958	165	44.787	201	30.057	206	252	17	1:35.857	21.024	164	44.531	201	30.302	210	<b>265</b>
8	1:35.710	20.971	164	44.859	200	29.880	203	251	18	2:05.792	21.224	164	53.137	80			258
9	1:35.836	21.111	166	44.789	200	29.936	210	252	19	3:07.946	1:00.324	146	46.859	190	1:20.763	3	248
10	1:36.068	21.021	165	44.952	199	30.095	206	250	20	1:44.923	24.156	161	45.507	197			263

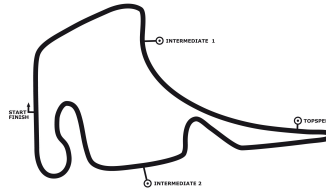
7 Bruno Spengler , BMW Bank M4 DTM / CAN									theoretical besttime: 1:35.281								
Lap	Time	S1	V1	S2	V2	S3	V3	Vmax	Lap	Time	S1	V1	S2	V2	S3	V3	Vmax
1	2:42.263		135	55.091	182			197	9	1:35.833	20.893	164	44.824	<b>203</b>	30.116	210	250
2	10:12.694	8:48.566	160	48.664	188	35.464	203	253	10	1:36.112	20.956	165	44.964	202	30.192	203	251
3	1:37.035	21.496	165	45.210	199	30.329	205	250	11	1:36.196	20.998	164	44.887	201	30.311	205	250
4	1:35.735	20.917	165	44.791	200	30.027	207	251	12	1:36.411	21.001	165	45.198	201	30.212	203	249
5	<b>1:35.319</b>	20.796	<b>166</b>	<b>44.646</b>	199	<b>29.877</b>	<b>213</b>	251	13	1:36.293	21.025	165	45.025	201	30.243	210	251
6	1:35.609	<b>20.758</b>	165	44.872	201	29.979	209	249	14	2:03.883	20.964	163	53.144	80			<b>262</b>
7	1:35.457	20.870	165	44.652	202	29.935	204	251	15	3:03.073	34.741	165	51.719	186	1:36.613	2	222
8	1:35.619	20.838	165	44.761	202	30.020	206	249	16	1:51.934	24.669	162	46.794	199			247

# DTM Hockenheim I

Hockenheimring, length 4574 m

04. - 06.05.2018

DTM



DMSB-Reg.No.: 114/18

## Lap Analysis free practice 1, 04.05.2018

**11 Marco Wittmann , BMW Driving Experience M4 DTM / DEU theoretical besttime: 1:35.086**

Lap	Time	S1	V1	S2	V2	S3	V3	Vmax	Lap	Time	S1	V1	S2	V2	S3	V3	Vmax
1	7:03.836		135	52.608	177			212	9	1:35.824	20.952	164	44.938	201	29.934	199	247
2	5:38.617	4:18.736	149	48.305	195	31.576	208	243	10	1:36.202	20.963	163	45.148	200	30.091	208	246
3	1:38.410	22.050	165	45.822	198	30.538	205	247	11	1:36.226	21.040	162	45.118	201	30.068	206	247
4	1:35.456	20.930	165	44.799	200	29.727	210	248	12	1:37.071	21.098	163	45.735	200	30.238	<b>214</b>	246
5	<b>1:35.301</b>	21.036	<b>166</b>	<b>44.660</b>	<b>201</b>	<b>29.605</b>	210	248	13	1:36.187	21.112	164	44.788	201	30.287	209	<b>261</b>
6	1:35.440	<b>20.821</b>	166	44.877	200	29.742	206	247	14	2:39.278	21.225	163	53.350	80	1:24.703	4	261
7	1:35.564	20.848	164	44.817	201	29.899	207	247	15	1:52.704	23.921	161	45.929	194			246
8	1:35.371	20.825	163	44.745	201	29.801	202	247									

**15 Augusto Farfus , Shell BMW M4 DTM / BRA theoretical besttime: 1:35.041**

Lap	Time	S1	V1	S2	V2	S3	V3	Vmax	Lap	Time	S1	V1	S2	V2	S3	V3	Vmax
1	3:28.897		122	54.744	187			205	10	1:35.691	20.897	165	44.902	200	29.892	206	248
2	1:56.652	36.220	161	47.882	193	32.550	200	243	11	1:35.866	20.932	165	44.920	201	30.014	<b>209</b>	248
3	1:55.135	23.292	142	51.211	185			200	12	1:36.173	21.005	164	44.999	201	30.169	204	249
4	6:07.556	4:48.751	158	47.881	192	30.924	208	245	13	1:36.511	21.001	164	45.216	199	30.294	204	248
5	1:38.810	22.032	161	46.782	195	29.996	206	247	14	1:36.993	21.175	165	45.329	200	30.489	205	248
6	1:35.347	20.986	<b>165</b>	44.645	<b>201</b>	29.716	197	249	15	1:36.114	21.137	164	<b>44.544</b>	201	30.433	200	<b>262</b>
7	<b>1:35.188</b>	20.847	165	44.637	<b>201</b>	<b>29.704</b>	206	248	16	3:10.440	22.042	160	55.426	80	1:52.972	7	239
8	1:35.376	<b>20.793</b>	165	44.811	201	29.772	204	249	17	2:24.632	30.113	137	54.102	167			193
9	1:35.889	20.911	160	45.033	201	29.945	206	248									

**16 Timo Glock , DEUTSCHE POST BMW M4 DTM / DEU theoretical besttime: 1:34.658**

Lap	Time	S1	V1	S2	V2	S3	V3	Vmax	Lap	Time	S1	V1	S2	V2	S3	V3	Vmax
1	5:44.038		136	57.227	185			179	9	1:35.667	20.801	162	44.984	200	29.882	200	247
2	7:23.956	6:03.192	160	47.804	193	32.960	192	242	10	1:35.595	20.711	164	44.921	<b>202</b>	29.963	198	248
3	1:40.901	23.163	163	47.126	193	30.612	206	246	11	1:35.207	20.796	160	<b>44.420</b>	201	29.991	207	261
4	<b>1:34.978</b>	20.718	<b>165</b>	44.705	201	<b>29.555</b>	202	248	12	1:35.759	20.736	163	44.772	200	30.251	204	262
5	1:35.095	<b>20.683</b>	164	44.708	201	29.704	198	249	13	1:36.082	20.906	164	44.879	200	30.297	205	<b>263</b>
6	1:35.723	20.765	164	45.227	200	29.731	201	247	14	2:55.785	21.281	163	53.508	80	1:40.996		250
7	1:35.459	20.753	162	44.915	200	29.791	<b>209</b>	248	15	3:27.647	25.146	149	48.885	148			248
8	1:35.603	20.764	164	44.901	198	29.938	203	247									

**22 Lucas Auer , Mercedes-AMG C 63 DTM / AUT theoretical besttime: 1:34.165**

Lap	Time	S1	V1	S2	V2	S3	V3	Vmax	Lap	Time	S1	V1	S2	V2	S3	V3	Vmax
1	2:09.365		132	50.223	192			233	11	1:35.500	20.760	166	44.656	201	30.084	212	254
2	2:28.311	1:12.803	159	45.476	201	30.032	211	249	12	1:36.009	21.068	165	44.790	203	30.151	<b>216</b>	254
3	1:34.401	20.667	168	44.255	<b>204</b>	29.479	209	251	13	1:36.024	21.081	165	44.813	202	30.130	207	254
4	<b>1:34.324</b>	20.698	166	44.265	204	<b>29.361</b>	211	252	14	1:36.472	21.123	166	45.022	199	30.327	216	253
5	1:34.891	<b>20.574</b>	<b>169</b>	44.645	203	29.672	209	254	15	1:36.378	21.063	166	45.001	202	30.314	208	253
6	1:34.712	20.714	167	<b>44.230</b>	203	29.768	208	255	16	1:36.196	21.049	166	44.701	201	30.446	207	<b>266</b>
7	1:35.263	20.898	166	44.580	202	29.785	212	255	17	1:36.348	21.130	166	44.649	202	30.569	206	264
8	1:35.128	20.778	165	44.551	202	29.799	206	254	18	1:36.365	21.093	168	44.596	202	30.676	205	265
9	1:35.357	20.791	165	44.719	202	29.847	210	255	19	2:35.427	21.774	159	55.260	80	1:18.393		234
10	1:35.359	20.918	167	44.609	201	29.832	205	255	20	2:07.905	26.071	165	54.520	141			232

**23 Daniel Juncadella , Mercedes-AMG C 63 DTM / ESP theoretical besttime: 1:34.613**

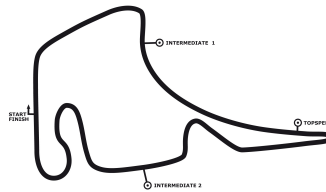
Lap	Time	S1	V1	S2	V2	S3	V3	Vmax	Lap	Time	S1	V1	S2	V2	S3	V3	Vmax
1	2:18.575		125	52.903	189			212	11	1:35.449	20.867	166	44.920	201	29.662	210	254
2	2:49.126	1:30.447	151	47.366	196	31.313	212	245	12	1:35.409	20.919	166	44.686	<b>203</b>	29.804	<b>215</b>	254
3	1:38.529	21.453	164	45.791	198	31.285	209	249	13	1:35.381	20.946	166	44.638	203	29.797	204	253
4	1:35.465	20.755	167	44.888	201	29.822	210	250	14	1:35.432	20.909	165	44.663	203	29.860	210	254
5	1:37.282	20.739	167	45.234	201	31.309	208	252	15	1:35.452	20.782	166	44.626	203	30.044	207	254
6	<b>1:34.726</b>	<b>20.650</b>	167	44.436	202	<b>29.640</b>	214	254	16	1:35.393	20.948	165	<b>44.323</b>	201	30.122	212	<b>267</b>
7	1:35.189	20.660	<b>168</b>	44.621	201	29.908	211	254	17	1:35.462	20.870	165	44.371	203	30.221	210	267
8	1:35.435	21.053	166	44.680	202	29.702	214	255	18	1:35.960	21.020	166	44.574	201	30.366	210	267
9	1:35.092	20.772	167	44.521	199	29.799	212	254	19	2:45.072	22.339	156	53.909	80	1:28.824		253
10	1:35.650	20.854	167	44.602	202	30.194	209	255	20	1:51.718	24.952	160	46.085	198			254

# DTM Hockenheim I

Hockenheimring, length 4574 m

04. - 06.05.2018

DTM



## Lap Analysis free practice 1, 04.05.2018

DMSB-Reg.No.: 114/18

25 Philipp Eng , SAMSUNG BMW M4 DTM / AUT									theoretical besttime: 1:35.333								
Lap	Time	S1	V1	S2	V2	S3	V3	Vmax	Lap	Time	S1	V1	S2	V2	S3	V3	Vmax
1	3:02.022		125	52.922	159			248	9	1:35.826	20.878	162	44.910	201	30.038	199	250
2	2:34.829	1:09.570	161	49.270	188			245	10	1:36.041	20.947	162	45.061	<b>202</b>	30.033	201	249
3	7:19.865	5:55.069	159	48.112	183	36.684	203	237	11	1:36.238	20.864	164	45.136	200	30.238	202	250
4	1:36.639	21.274	164	45.232	198	30.133	202	249	12	1:36.289	21.011	163	44.935	200	30.343	205	252
5	1:35.774	21.109	164	44.847	201	<b>29.818</b>	202	251	13	1:35.864	<b>20.818</b>	164	44.771	200	30.275	<b>213</b>	262
6	<b>1:35.478</b>	20.876	<b>165</b>	44.737	199	29.865	207	251	14	1:40.268	21.066	164	<b>44.697</b>	201			<b>264</b>
7	1:35.860	20.873	164	44.900	201	30.087	203	249	15	3:56.273	1:22.714	127	1:02.552	79	1:31.007	51	181
8	1:35.781	20.952	164	44.855	200	29.974	210	250									

28 Loic Duval , Audi Sport RS 5 DTM / FRA									theoretical besttime: 1:34.697								
Lap	Time	S1	V1	S2	V2	S3	V3	Vmax	Lap	Time	S1	V1	S2	V2	S3	V3	Vmax
1	2:08.709		126	58.711	158	34.381	199	142	11	1:37.189	21.597	126	45.785	201	29.807	207	251
2	1:44.678	22.852	157	49.081	183	32.745	204	226	12	1:35.993	20.925	165	44.919	200	30.149	208	253
3	1:36.237	21.062	165	45.302	196	29.873	206	251	13	1:35.176	20.786	166	<b>44.455</b>	201	29.935	212	<b>266</b>
4	1:34.951	20.784	<b>166</b>	44.468	<b>203</b>	29.699	208	253	14	1:36.064	20.650	164	45.275	201	30.139	209	266
5	1:42.676	21.350	164	45.459	159			250	15	1:35.313	20.701	166	44.546	201	30.066	209	266
6	4:18.249	2:57.788	151	46.276	199	34.185	<b>213</b>	252	16	1:35.685	20.784	164	44.828	200	30.073	208	266
7	1:35.240	20.947	166	44.671	203	<b>29.622</b>	211	253	17	1:36.529	21.064	163	45.113	202	30.352	203	254
8	<b>1:34.949</b>	<b>20.620</b>	165	44.598	201	29.731	203	254	18	2:45.702	22.558	142	57.389	78	1:25.755		243
9	1:35.109	20.735	166	44.539	201	29.835	207	255	19	1:48.000	24.137	154	45.708	199			252
10	1:35.689	20.649	165	45.256	201	29.784	208	252									

33 René Rast , Audi Sport RS 5 DTM / DEU									theoretical besttime: 1:34.377								
Lap	Time	S1	V1	S2	V2	S3	V3	Vmax	Lap	Time	S1	V1	S2	V2	S3	V3	Vmax
1	1:56.580		140	50.035	194			236	10	5:55.661	4:33.508	165	51.523	201	30.630	209	251
2	2:12.767	55.136	160	46.822	200	30.809	209	249	11	1:35.467	20.811	164	44.845	201	29.811	206	252
3	1:35.685	21.144	163	44.938	202	29.603	207	251	12	1:35.386	20.867	165	44.584	204	29.935	207	252
4	1:35.131	20.847	166	44.554	202	29.730	206	253	13	1:35.663	20.856	165	44.672	203	30.135	206	253
5	1:34.667	20.782	165	44.444	203	<b>29.441</b>	210	251	14	1:35.378	20.952	164	44.423	201	30.003	208	266
6	<b>1:34.611</b>	<b>20.649</b>	<b>167</b>	44.362	203	29.600	203	254	15	1:35.574	20.916	164	<b>44.287</b>	203	30.371	<b>212</b>	<b>267</b>
7	1:34.690	20.693	166	44.442	<b>204</b>	29.555	210	254	16	1:36.291	21.029	165	44.836	201	30.426	206	255
8	1:35.094	20.687	166	44.618	201	29.789	207	254	17	2:50.523	22.729	156	53.599	80	1:34.195		252
9	1:40.046	20.887	165	44.604	201			255	18	2:31.238	27.368	128	59.955	104			157

47 Joel Eriksson , BMW M4 DTM / SWE									theoretical besttime: 1:34.907								
Lap	Time	S1	V1	S2	V2	S3	V3	Vmax	Lap	Time	S1	V1	S2	V2	S3	V3	Vmax
1	3:20.965		129	55.691	156	35.302	194	186	9	1:35.285	<b>20.655</b>	163	44.801	200	29.829	205	251
2	1:56.778	24.561	151	53.611	192			201	10	1:35.789	20.700	165	45.042	198	30.047	<b>215</b>	251
3	7:39.889	6:17.427	147	50.784	184	31.678	211	189	11	1:37.583	20.760	164	45.041	200	31.782	206	251
4	1:39.104	21.855	159	46.081	191	31.168	205	244	12	1:36.457	20.959	164	45.178	197	30.320	203	250
5	1:35.347	20.802	163	44.859	198	<b>29.686</b>	212	250	13	1:36.353	20.850	164	45.173	199	30.330	198	249
6	<b>1:35.007</b>	20.679	<b>166</b>	<b>44.566</b>	200	29.762	205	<b>251</b>	14	1:40.204	20.955	165	45.054	200			250
7	1:35.353	20.659	164	44.772	199	29.922	204	249	15	4:16.826	1:21.275	152	1:01.454	80	1:54.097		183
8	1:35.802	20.717	164	44.703	<b>201</b>	30.382	207	251									

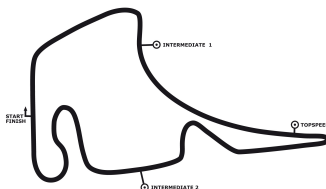
48 Edoardo Mortara , Mercedes-AMG C 63 DTM / CHE									theoretical besttime: 1:34.693								
Lap	Time	S1	V1	S2	V2	S3	V3	Vmax	Lap	Time	S1	V1	S2	V2	S3	V3	Vmax
1	2:24.606		111	57.707	165	38.397	192	210	11	1:35.461	20.949	167	44.635	202	29.877	212	252
2	1:58.929	25.803	137	52.666	183			203	12	1:36.823	21.054	167	44.841	200	30.928	210	254
3	2:40.351	1:19.168	133	48.898	190	32.285	203	245	13	1:36.631	21.222	165	45.210	199	30.199	205	252
4	1:42.562	23.299	156	46.854	198	32.409	210	247	14	1:35.845	20.907	166	44.910	201	30.028	206	252
5	1:35.729	21.301	<b>169</b>	44.603	202	29.825	208	251	15	1:36.859	20.939	165	45.242	197	30.678	208	264
6	1:36.561	20.957	167	45.227	197	30.377	207	252	16	1:35.718	<b>20.788</b>	166	44.695	199	30.235	208	264
7	<b>1:35.060</b>	20.869	167	44.495	200	<b>29.696</b>	<b>213</b>	252	17	1:35.093	20.847	167	<b>44.209</b>	202	30.037	208	<b>266</b>
8	1:35.130	20.862	168	44.440	<b>203</b>	29.828	206	254	18	1:41.439	21.237	152	45.400	201			253
9	1:38.446	20.929	166	46.069	192	31.448	207	254	19	3:39.367	1:18.392	159	54.326	80	1:26.649		254
10	1:35.385	20.955	167	44.600	201	29.830	209	254	20	1:48.765	24.459	167	45.208	196			251

# DTM Hockenheim I

## Hockenheimring, length 4574 m

04. - 06.05.2018

DTM



# DTM

DMSB-Reg.No.: 114/18

### Lap Analysis free practice 1, 04.05.2018

51 Nico Müller , Castrol EDGE Audi RS 5 DTM / CHE									theoretical besttime: 1:34.380								
Lap	Time	S1	V1	S2	V2	S3	V3	Vmax	Lap	Time	S1	V1	S2	V2	S3	V3	Vmax
1	2:38.613		146	1:00.181	116	35.781	148	158	11	1:35.419	20.884	167	44.619	201	29.916	211	254
2	1:41.751	23.883	167	47.311	199	30.557	208	205	12	1:35.327	20.848	166	44.312	202	30.167	<b>217</b>	261
3	1:35.319	21.081	168	44.552	203	29.686	212	252	13	1:35.514	20.983	165	44.399	202	30.132	209	260
4	1:34.579	20.799	168	<b>44.173</b>	203	29.607	215	254	14	1:35.168	20.934	166	44.179	201	30.055	211	<b>262</b>
5	<b>1:34.559</b>	20.700	<b>169</b>	44.282	<b>204</b>	<b>29.577</b>	208	252	15	1:35.461	20.904	166	44.433	201	30.124	214	260
6	1:34.686	<b>20.630</b>	168	44.294	203	29.762	207	255	16	1:35.472	20.933	165	44.392	202	30.147	216	260
7	1:34.947	20.693	167	44.448	202	29.806	203	255	17	1:42.701	20.978	165	45.221	162			258
8	1:35.538	20.858	167	44.635	201	30.045	204	255	18	2:12.733	46.621	155	48.404	199			249
9	1:35.379	20.818	166	44.648	201	29.913	208	255	19	3:31.362	45.986	165	53.658	80	1:51.718		252
10	1:35.231	20.769	165	44.534	202	29.928	208	255	20	2:12.615	28.293	137	53.707	170			181

53 Jamie Green , Hoffmann Group Audi RS 5 DTM / GBR									theoretical besttime: 1:34.638								
Lap	Time	S1	V1	S2	V2	S3	V3	Vmax	Lap	Time	S1	V1	S2	V2	S3	V3	Vmax
1	2:39.558		140	1:00.055	160			136	10	1:35.499	20.793	167	44.550	201	30.156	208	254
2	2:06.661	41.362	164	46.745	145			248	11	<b>1:35.057</b>	20.929	165	<b>44.171</b>	203	29.957	<b>218</b>	<b>267</b>
3	2:33.816	1:14.891	164	47.823	198	31.102	173	251	12	1:43.246	21.196	165	44.857	202			253
4	1:36.050	21.731	167	44.598	<b>205</b>	<b>29.721</b>	209	252	13	3:32.601	2:14.550	167	45.158	201	32.893	207	253
5	1:38.909	21.075	<b>168</b>	44.983	121	32.851	209	254	14	1:36.574	21.344	166	44.871	202	30.359	208	252
6	1:35.445	20.780	167	44.739	203	29.926	202	251	15	1:35.772	20.858	166	44.648	203	30.266	207	252
7	1:35.105	<b>20.746</b>	167	44.492	203	29.867	208	253	16	1:35.847	21.076	165	44.287	202	30.484	205	266
8	1:35.088	20.871	167	44.419	202	29.798	206	254	17	2:17.085	21.327	165	53.838	80	1:01.920	24	254
9	1:35.098	20.867	168	44.440	203	29.791	200	254	18	3:30.053	39.153	163	51.084	163			177

94 Pascal Wehrlein , Mercedes-AMG C 63 DTM / DEU									theoretical besttime: 1:34.539								
Lap	Time	S1	V1	S2	V2	S3	V3	Vmax	Lap	Time	S1	V1	S2	V2	S3	V3	Vmax
1	2:05.422		131	49.686	182			240	12	1:36.025	20.917	165	44.785	202	30.323	210	254
2	2:17.661	1:00.957	157	45.993	200	30.711	207	249	13	1:35.728	20.946	164	44.791	202	29.991	<b>217</b>	254
3	1:35.684	21.152	166	44.740	202	29.792	209	251	14	1:35.879	20.941	166	44.822	202	30.116	207	253
4	1:34.918	20.886	<b>167</b>	44.451	204	29.581	208	253	15	1:35.948	21.078	167	44.811	203	30.059	211	252
5	<b>1:34.663</b>	20.772	167	44.369	<b>205</b>	<b>29.522</b>	212	251	16	1:35.688	20.966	165	<b>44.327</b>	202	30.395	207	265
6	1:34.788	<b>20.690</b>	166	44.425	203	29.673	204	254	17	1:37.815	20.881	165	45.851	198	31.083	208	265
7	1:35.465	20.802	165	44.838	201	29.825	209	254	18	1:36.178	20.889	165	44.799	202	30.490	212	266
8	1:38.039	21.576	146	46.317	201	30.146	205	251	19	2:11.166	21.011	165	44.539	154	1:05.616	74	<b>267</b>
9	1:35.497	20.897	165	44.783	201	29.817	204	254	20	3:15.391	35.782	148	1:01.445	80	1:38.164		202
10	1:35.476	20.956	166	44.629	201	29.891	210	255	21	1:52.121	24.792	166	45.832	198			240
11	1:35.647	20.970	165	44.682	202	29.995	213	254									

99 Mike Rockenfeller , Schaeffler Audi RS 5 DTM / DEU									theoretical besttime: 1:34.331								
Lap	Time	S1	V1	S2	V2	S3	V3	Vmax	Lap	Time	S1	V1	S2	V2	S3	V3	Vmax
1	1:59.936		131	51.802	195			231	10	1:35.479	20.954	165	44.628	201	29.897	207	251
2	2:05.565	47.314	146	47.210	200	31.041	208	233	11	1:34.910	20.636	166	44.561	203	29.713	204	252
3	1:35.843	21.201	168	44.801	203	29.841	207	250	12	1:35.131	20.638	166	44.610	203	29.883	206	252
4	1:35.527	21.035	167	44.577	203	29.915	201	252	13	1:35.331	20.693	165	44.301	203	30.337	209	<b>265</b>
5	1:34.911	20.923	<b>169</b>	44.445	<b>204</b>	29.543	206	249	14	1:35.241	21.088	167	<b>44.171</b>	203	29.982	205	264
6	<b>1:34.525</b>	<b>20.629</b>	165	44.291	204	29.605	210	254	15	1:34.867	20.645	166	44.276	201	29.946	204	265
7	1:34.737	20.723	166	44.483	203	<b>29.531</b>	<b>212</b>	254	16	3:13.247	22.610	140	55.601	80	1:55.036	5	233
8	2:55.020	20.662	166	45.147	199			254	17	2:34.003	25.867	164	48.078	162			252
9	6:36.576	5:19.705	166	45.747	201	31.124	207	252									