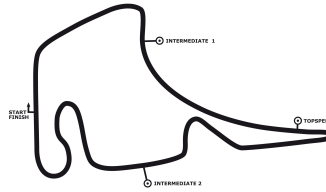


DTM Hockenheim I

Hockenheimring, length 4574 m

04. - 06.05.2018

DTM



DMSB-Reg.No.: 114/18

Lap Analysis free practice 2, 05.05.2018

2 Gary Paffett , Mercedes-AMG C 63 DTM / GBR									theoretical besttime: 1:33.017								
Lap	Time	S1	V1	S2	V2	S3	V3	Vmax	Lap	Time	S1	V1	S2	V2	S3	V3	Vmax
1	2:12.660		127	51.181	184	35.305	200	247	8	1:35.573	21.704	167	44.579	204	29.290	208	249
2	1:38.753	22.690	161	45.728	199	30.335	203	249	9	1:33.120	20.297	170	43.849	203	28.974	208	254
3	1:34.845	21.089	169	44.344	203	29.412	204	254	10	1:33.085	20.365	170	43.776	205	28.944	212	254
4	1:34.522	20.712	169	44.414	202	29.396	209	254	11	1:38.508	20.418	167	44.323	202			255
5	1:40.357	20.646	168	45.267	202			255	12	6:22.393	5:08.546	168	44.481	203	29.366	208	253
6	1:56.746	38.943	166	44.079	201			267	13	1:50.450	20.498	169	43.970	203			253
7	6:45.779	5:23.632	119	49.589	191	32.558	205	248									

3 Paul Di Resta , Mercedes-AMG C 63 DTM / GBR									theoretical besttime: 1:32.868								
Lap	Time	S1	V1	S2	V2	S3	V3	Vmax	Lap	Time	S1	V1	S2	V2	S3	V3	Vmax
1	1:58.883		141	48.417	197	33.193	209	233	7	2:31.746	1:13.046	168	44.307	202			268
2	1:42.328	21.689	165	47.894	200	32.745	211	249	8	10:34.752	9:16.132	144	47.439	197	31.181	207	247
3	1:40.439	20.644	169	48.051	196	31.744	210	255	9	1:39.144	21.412	168	45.641	201	32.091	208	254
4	1:34.503	20.484	167	44.417	201	29.602	208	255	10	1:33.932	20.294	171	43.760	201	28.878	213	255
5	1:34.259	20.470	167	44.228	203	29.561	208	255	11	1:32.959	20.239	168	43.751	205	28.969	212	256
6	2:50.875	21.093	168	47.497	174			249	12	1:42.061	20.343	167	46.856	201			239

4 Robin Frijns , Aral Ultimate Audi RS 5 DTM / NLD									theoretical besttime: 1:33.601								
Lap	Time	S1	V1	S2	V2	S3	V3	Vmax	Lap	Time	S1	V1	S2	V2	S3	V3	Vmax
1	3:04.681		125	1:07.363	119	38.017	160	119	8	1:37.359	21.786	169	45.446	200	30.127	208	252
2	1:43.009	24.569	159	46.655	196	31.785	205	244	9	1:33.601	20.457	168	44.090	205	29.054	214	252
3	1:36.202	21.208	165	44.854	200	30.140	208	251	10	1:40.706	20.648	167	44.865	201			265
4	1:34.683	20.616	166	44.512	203	29.555	212	253	11	5:22.538	4:01.573	151	51.197	201	29.768	207	251
5	1:39.773	20.727	166	44.698	202			260	12	1:34.179	20.518	167	44.389	202	29.272	213	250
6	7:56.177	6:10.279	121	1:09.340	104	36.558	155	145	13	1:56.776	20.532	167	44.340	203			251
7	1:43.760	24.909	160	46.956	197	31.895	205	247									

5 Mattias Ekström , Red Bull Audi RS 5 DTM / SWE									theoretical besttime: 1:33.180								
Lap	Time	S1	V1	S2	V2	S3	V3	Vmax	Lap	Time	S1	V1	S2	V2	S3	V3	Vmax
1	2:42.870		136	54.238	191			228	9	1:35.447	20.913	165	44.644	202	29.890	208	253
2	2:13.548	55.217	148	47.198	197	31.133	205	244	10	1:57.430	20.945	161	44.990	199			262
3	1:36.345	21.387	168	44.882	200	30.076	208	252	11	2:32.156	1:09.447	159	45.005	194			267
4	1:35.004	20.808	168	44.470	203	29.726	209	252	12	5:53.876	4:29.892	140	51.728	196	32.256	210	158
5	1:35.002	20.659	167	44.686	202	29.657	206	252	13	1:37.839	21.687	163	46.711	199	29.441	210	198
6	1:35.307	20.723	166	44.594	201	29.990	206	253	14	1:33.180	20.310	170	43.826	206	29.044	209	253
7	1:35.156	20.716	166	44.557	202	29.883	208	254	15	1:33.822	20.390	168	44.171	203	29.261	209	252
8	1:35.620	20.866	165	44.769	201	29.985	205	254	16	1:55.909	23.491	155	45.983	197			264

7 Bruno Spengler , BMW Bank M4 DTM / CAN									theoretical besttime: 1:33.071								
Lap	Time	S1	V1	S2	V2	S3	V3	Vmax	Lap	Time	S1	V1	S2	V2	S3	V3	Vmax
1	2:33.518		139	48.514	191			250	7	1:40.179	20.804	166	44.483	202			264
2	2:27.106	1:09.616	159	47.212	201	30.278	209	252	8	12:27.945	10:57	133	56.006	187	34.462	194	213
3	1:34.640	20.705	168	44.255	204	29.680	213	256	9	1:37.560	22.506	163	45.826	205	29.228	211	248
4	1:35.086	20.651	168	44.646	198	29.789	208	257	10	1:41.930	20.874	146	51.237	200	29.819	211	179
5	1:34.923	20.658	167	44.431	200	29.834	209	256	11	1:33.091	20.150	169	43.902	205	29.039	219	255
6	1:35.243	20.658	165	44.521	201	30.064	211	257	12	1:50.905	20.652	170	43.882	204			255

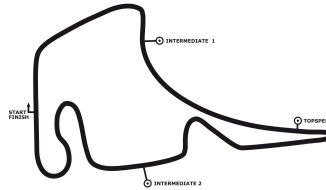
11 Marco Wittmann , BMW Driving Experience M4 DTM / DEU									theoretical besttime: 1:32.714								
Lap	Time	S1	V1	S2	V2	S3	V3	Vmax	Lap	Time	S1	V1	S2	V2	S3	V3	Vmax
1	5:17.331		128	52.185	157			224	7	10:36.210	9:14.401	135	49.375	196	32.434	203	248
2	2:31.067	1:12.833	147	47.482	197	30.752	209	247	8	1:36.694	21.972	165	45.393	203	29.329	212	254
3	1:39.335	21.184	169	46.224	138	31.927	205	254	9	1:32.714	20.286	169	43.612	206	28.816	207	255
4	1:35.074	20.681	167	44.461	199	29.932	205	254	10	1:33.491	20.330	168	43.943	204	29.218	210	255
5	1:34.819	20.570	167	44.414	202	29.835	207	254	11	1:55.648	21.606	168	44.807	202			267
6	2:45.566	20.659	165	44.094	204			269									

DTM Hockenheim I

Hockenheimring, length 4574 m

04. - 06.05.2018

DTM



DMSB-Reg.No.: 114/18

Lap Analysis free practice 2, 05.05.2018

15 Augusto Farfus , Shell BMW M4 DTM / BRA										theoretical besttime: 1:32.915								
Lap	Time	S1	V1	S2	V2	S3	V3	Vmax		Lap	Time	S1	V1	S2	V2	S3	V3	Vmax
1	4:45.090		111	54.975	180			214		8	2:43.340	20.885	167	44.003	203			267
2	2:29.689	1:04.958	134	50.543	178	34.188	198	248		9	8:11.388	6:48.095	122	50.511	191	32.782	202	246
3	1:39.507	22.886	160	46.485	198	30.136	211	251		10	1:37.523	22.676	162	45.410	201	29.437	207	251
4	1:34.837	20.803	167	44.372	204	29.662	209	255		11	1:32.915	20.283	168	43.754	206	28.878	214	255
5	1:34.446	20.592	168	44.274	203	29.580	213	255		12	1:33.119	20.334	169	43.756	205	29.029	210	254
6	1:34.816	20.595	167	44.367	203	29.854	210	255		13	1:52.258	22.345	153	47.105	200			239
7	1:37.482	22.462	161	45.007	202	30.013	207	255										

16 Timo Glock , DEUTSCHE POST BMW M4 DTM / DEU										theoretical besttime: 1:32.428								
Lap	Time	S1	V1	S2	V2	S3	V3	Vmax		Lap	Time	S1	V1	S2	V2	S3	V3	Vmax
1	2:46.291		140	49.974	189			225		7	1:41.934	20.793	166	44.484	201			267
2	2:31.051	1:11.895	165	46.768	196	32.388	204	248		8	12:21.113	10:55	127	52.898	193	32.506	197	212
3	1:47.750	21.905	165	51.890	110	33.955	205	251		9	1:38.417	22.018	168	46.373	201	30.026	206	251
4	1:35.180	20.779	166	44.373	198	30.028	216	254		10	1:32.434	20.142	169	43.538	206	28.754	207	255
5	1:34.704	20.570	167	44.325	201	29.809	206	255		11	2:45.976	20.136	167	43.973	200			254
6	1:35.440	20.547	166	44.602	200	30.291	206	255										

22 Lucas Auer , Mercedes-AMG C 63 DTM / AUT										theoretical besttime: 1:32.634								
Lap	Time	S1	V1	S2	V2	S3	V3	Vmax		Lap	Time	S1	V1	S2	V2	S3	V3	Vmax
1	2:20.628		123	55.070	169	39.773	183	236		7	1:35.526	20.859	168	44.601	201	30.066	214	257
2	2:04.154	26.944	127	54.879	183			247		8	2:47.716	20.760	169	44.108	202			268
3	2:26.683	51.417	141	52.510	173			213		9	6:25.160	5:03.569	129	50.565	197	31.026	208	224
4	5:27.184	4:10.052	154	46.401	200	30.731	206	251		10	1:36.284	21.206	166	45.404	204	29.674	217	254
5	1:36.078	20.938	167	44.728	201	30.412	210	255		11	1:32.634	20.104	171	43.654	206	28.876	211	255
6	1:35.935	21.021	168	44.649	201	30.265	205	256		12	1:40.555	20.381	171	43.939	204			256

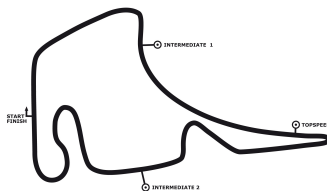
23 Daniel Juncadella , Mercedes-AMG C 63 DTM / ESP										theoretical besttime: 1:33.185								
Lap	Time	S1	V1	S2	V2	S3	V3	Vmax		Lap	Time	S1	V1	S2	V2	S3	V3	Vmax
1	2:18.330		125	57.485	156	39.349	182	203		8	2:26.344	1:01.853	165	45.323	201			255
2	2:03.588	27.794	123	54.805	170			241		9	9:06.034	7:43.546	132	49.880	192	32.608	203	241
3	2:10.110	50.422	136	48.244	195	31.444	205	248		10	1:38.816	22.348	159	45.965	200	30.503	213	252
4	1:42.212	25.148	156	45.843	200	31.221	211	253		11	1:33.222	20.315	170	43.968	206	28.939	213	255
5	1:35.153	20.757	168	44.557	198	29.839	206	255		12	1:37.256	21.153	155	45.557	203	30.546	209	253
6	1:35.136	20.759	168	44.548	202	29.829	205	255		13	1:33.243	20.282	169	43.964	205	28.997	213	255
7	1:39.936	20.801	167	44.626	202			255		14	2:02.267	20.361	169	48.162	197			221

25 Philipp Eng , SAMSUNG BMW M4 DTM / AUT										theoretical besttime: 1:33.350								
Lap	Time	S1	V1	S2	V2	S3	V3	Vmax		Lap	Time	S1	V1	S2	V2	S3	V3	Vmax
1	2:40.492		138	51.054	188			212		7	14:05.051	12:43	130	50.131	182	31.892	197	225
2	2:30.106	1:09.453	166	47.948	195	32.705	203	243		8	1:40.830	21.569	169	47.969	166	31.292	205	234
3	1:36.490	21.476	155	45.110	196	29.904	211	255		9	1:33.375	20.306	166	43.926	205	29.143	214	257
4	1:35.015	20.713	162	44.428	200	29.874	211	255		10	1:33.701	20.281	167	44.044	204	29.376	208	257
5	1:35.065	20.757	167	44.380	203	29.928	213	257		11	2:05.062	21.436	164	45.585	187			245
6	1:40.881	20.745	165	45.094	198			256										

28 Loic Duval , Audi Sport RS 5 DTM / FRA										theoretical besttime: 1:33.071								
Lap	Time	S1	V1	S2	V2	S3	V3	Vmax		Lap	Time	S1	V1	S2	V2	S3	V3	Vmax
1	1:56.505		110	49.366	194	31.351	205	244		7	5:14.180	3:41.631	90	1:00.523	185	32.026	201	199
2	1:37.195	21.696	165	45.652	201	29.847	206	241		8	1:37.053	21.701	159	46.075	201	29.277	206	238
3	1:35.385	20.672	166	44.723	201	29.990	212	253		9	1:33.117	20.114	169	44.044	204	28.959	214	253
4	1:41.908	22.662	143	46.294	201	32.952	211	240		10	1:33.149	20.156	169	44.080	206	28.913	207	254
5	1:35.060	20.592	165	44.729	202	29.739	211	253		11	2:55.572	21.034	166	44.852	204			254
6	1:40.036	20.666	166	44.798	201			254		12	4:18.734	2:38.313	101	57.268	180			181

33 René Rast , Audi Sport RS 5 DTM / DEU										theoretical besttime: 1:32.987								
Lap	Time	S1	V1	S2	V2	S3	V3	Vmax		Lap	Time	S1	V1	S2	V2	S3	V3	Vmax
1	2:30.670		102	1:03.204	129			178		8	8:43.344	7:23.351	160	48.592	196	31.401	211	251
2	4:23.151	3:03.460	137	48.666	196	31.025	210	249		9	1:34.053	20.693	168	44.157	204	29.203	209	253
3	1:35.543	20.643	168	45.047	199	29.853	211	254		10	1:33.466	20.330	168	43.994	204	29.142	206	255
4	1:33.215	20.379	169	43.866	205	28.970	213	255		11	1:33.731	20.462	167	43.992	204	29.277	210	255
5	1:33.352	20.182	167	43.835	205	29.335	210	255		12	1:33.587	20.379	167	44.021	205	29.187	213	255
6	1:33.519	20.370	168	44.035	203	29.114	214	256		13	1:33.945	20.396	166	44.196	205	29.353	210	254
7	1:43.451	20.388	167	45.477	159			269										

DTM Hockenheim I
Hockenheimring, length 4574 m
04. - 06.05.2018
DTM



DTM

Lap Analysis free practice 2, 05.05.2018

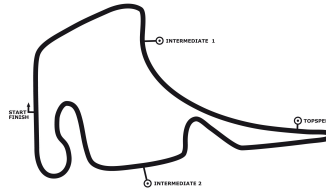
DMSB-Reg.No.: 114/18

DTM Hockenheim I

Hockenheimring, length 4574 m

04. - 06.05.2018

DTM



DMSB-Reg.No.: 114/18

Lap Analysis free practice 2, 05.05.2018

47 Joel Eriksson , BMW M4 DTM / SWE									theoretical besttime: 1:32.820								
Lap	Time	S1	V1	S2	V2	S3	V3	Vmax	Lap	Time	S1	V1	S2	V2	S3	V3	Vmax
1	2:35.807		120	51.298	179			231	7	10:09.832	8:46.845	138	50.521	178	32.466	208	205
2	6:14.319	4:53.870	157	48.906	179	31.543	203	202	8	1:40.530	22.024	167	45.236	198	33.270	215	251
3	1:37.781	21.291	169	45.180	197	31.310	209	251	9	1:32.820	20.146	169	43.754	205	28.920	212	258
4	1:37.947	20.770	147	46.830	201	30.347	213	252	10	1:33.589	20.409	165	44.020	203	29.160	210	257
5	1:35.128	20.726	166	44.449	199	29.953	207	258	11	2:02.877	20.407	167	44.135	202			269
6	1:47.644	20.665	167	44.957	199			260									

48 Edoardo Mortara , Mercedes-AMG C 63 DTM / CHE									theoretical besttime: 1:33.251								
Lap	Time	S1	V1	S2	V2	S3	V3	Vmax	Lap	Time	S1	V1	S2	V2	S3	V3	Vmax
1	2:33.187		110	58.934	171	38.735	185	213	8	2:19.353	45.472	165	47.671	192			254
2	2:15.616	27.842	115	56.042	173			227	9	9:02.175	7:36.059	122	53.537	191	32.579	203	156
3	2:55.700	1:29.863	125	52.364	189	33.473	206	240	10	1:40.282	21.982	162	45.615	199	32.685	214	253
4	1:39.555	22.710	154	45.902	199	30.943	208	250	11	1:33.397	20.451	170	43.851	205	29.095	207	255
5	1:34.875	20.819	170	44.308	203	29.748	212	254	12	1:33.373	20.305	170	43.890	204	29.178	205	255
6	1:34.791	20.698	169	44.380	203	29.713	207	254	13	2:09.288	21.862	169	46.765	199			255
7	1:40.281	20.778	169	44.495	200			255									

51 Nico Müller , Castrol EDGE Audi RS 5 DTM / CHE									theoretical besttime: 1:33.643								
Lap	Time	S1	V1	S2	V2	S3	V3	Vmax	Lap	Time	S1	V1	S2	V2	S3	V3	Vmax
1	2:44.582		143	58.950	192	33.381	204	146	8	1:33.755	20.357	169	44.124	205	29.274	206	255
2	1:40.025	22.204	158	47.365	202	30.456	207	149	9	1:43.484	20.465	168	46.319	131			255
3	1:35.476	21.052	165	44.580	203	29.844	210	254	10	6:27.445	5:11.950	166	45.106	203	30.389	206	254
4	1:38.964	20.721	167	44.537	204			255	11	1:33.984	20.520	168	44.127	205	29.337	210	255
5	6:23.998	4:54.107	144	57.256	130	32.635	206	176	12	1:33.744	20.441	168	44.061	205	29.242	213	256
6	1:38.049	21.667	170	46.839	202	29.543	212	146	13	1:55.258	21.177	168	45.466	161			262
7	1:33.674	20.384	167	44.065	205	29.225	208	254									

53 Jamie Green , Hoffmann Group Audi RS 5 DTM / GBR									theoretical besttime: 1:33.070								
Lap	Time	S1	V1	S2	V2	S3	V3	Vmax	Lap	Time	S1	V1	S2	V2	S3	V3	Vmax
1	2:29.245		103	1:02.741	137			193	8	7:20.695	6:01.964	150	47.008	195	31.723	204	249
2	4:03.981	2:18.156	123	58.276	145			233	9	1:42.062	21.500	169	45.336	190	35.226	212	253
3	2:15.090	53.906	129	48.225	189	32.959	199	245	10	1:36.837	20.425	169	43.929	204	32.483	206	254
4	1:37.114	21.628	168	45.102	201	30.384	210	252	11	1:33.070	20.308	169	43.739	206	29.023	208	255
5	1:33.844	20.535	170	44.007	204	29.302	211	254	12	1:33.314	20.394	169	43.792	205	29.128	208	254
6	1:33.560	20.366	169	43.876	203	29.318	213	255	13	1:47.743	20.504	168	44.071	203			266
7	2:57.850	20.514	169	44.943	159			255									

94 Pascal Wehrlein , Mercedes-AMG C 63 DTM / DEU									theoretical besttime: 1:32.530								
Lap	Time	S1	V1	S2	V2	S3	V3	Vmax	Lap	Time	S1	V1	S2	V2	S3	V3	Vmax
1	2:24.295		118	55.099	180	41.730	186	209	8	1:42.216	20.934	164	45.331	199			255
2	2:02.713	26.953	131	52.540	187			226	9	2:19.776	56.067	168	45.738	199			255
3	2:29.407	1:05.703	100	50.984	194	32.720	181	244	10	9:29.032	8:12.371	145	46.638	201	30.023	210	248
4	1:37.115	21.960	168	44.941	200	30.214	208	251	11	1:33.087	20.546	170	43.792	207	28.749	218	254
5	1:35.412	20.941	168	44.563	203	29.908	206	255	12	1:32.599	20.134	171	43.647	207	28.818	213	254
6	1:35.435	20.771	165	44.565	201	30.099	208	255	13	3:32.893	20.216	169	48.481	192			254
7	1:35.301	20.813	165	44.594	203	29.894	206	255									

99 Mike Rockenfeller , Schaeffler Audi RS 5 DTM / DEU									theoretical besttime: 1:32.983								
Lap	Time	S1	V1	S2	V2	S3	V3	Vmax	Lap	Time	S1	V1	S2	V2	S3	V3	Vmax
1	2:05.059		115	51.362	194			223	9	1:40.595	20.224	169	44.002	204			256
2	2:05.494	46.602	148	47.212	196	31.680	207	252	10	6:39.844	5:25.584	168	44.576	203	29.684	210	254
3	1:35.332	21.057	166	44.542	203	29.733	214	254	11	1:33.370	20.383	168	44.065	204	28.922	208	254
4	1:35.050	20.601	160	44.806	203	29.643	209	253	12	1:36.953	20.214	167	45.303	185	31.436	210	254
5	1:34.743	20.636	167	44.460	203	29.647	210	255	13	1:33.718	20.371	167	44.140	205	29.207	211	255
6	1:47.307	20.788	165	48.083	166			248	14	1:33.549	20.329	167	44.069	205	29.151	206	255
7	3:08.787	1:50.800	164	47.131	196	30.856	211	253	15	1:51.779	20.988	169	45.189	160			267
8	1:33.234	20.350	169	43.847	204	29.037	211	255									