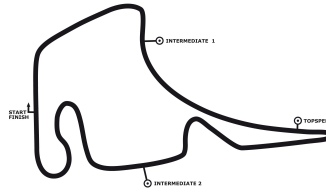


DTM Hockenheim I

Hockenheimring, length 4574 m

04. - 06.05.2018

DTM



DMSB-Reg.No.: 114/18

Lap Analysis free practice 3, 06.05.2018

2 Gary Paffett , Mercedes-AMG C 63 DTM / GBR									theoretical besttime: 1:33.248								
Lap	Time	S1	V1	S2	V2	S3	V3	Vmax	Lap	Time	S1	V1	S2	V2	S3	V3	Vmax
1	2:56.423		125	50.858	189	34.372	198	248	9	1:35.564	21.394	166	44.689	202	29.481	205	248
2	2:03.573	23.968	151	51.124	120			253	10	1:33.248	20.320	167	43.874	204	29.054	210	254
3	2:27.815	1:06.537	132	48.974	193	32.304	203	248	11	1:33.427	20.396	167	43.924	205	29.107	211	254
4	1:37.060	21.677	167	45.427	202	29.956	206	249	12	1:44.044	22.153	139	48.286	203			218
5	1:35.020	20.903	166	44.362	203	29.755	204	253	13	1:54.983	40.011	150	45.009	202	29.963	207	255
6	1:44.222	21.901	148	48.558	201			209	14	3:01.661	22.360	160	1:02.057	179	1:37.244	4	251
7	1:56.707	38.012	162	45.105	201			254	15	2:08.886	26.234	134	1:05.662	196			196
8	8:21.966	7:02.658	132	48.026	197	31.282	206	247									

3 Paul Di Resta , Mercedes-AMG C 63 DTM / GBR									theoretical besttime: 1:33.637								
Lap	Time	S1	V1	S2	V2	S3	V3	Vmax	Lap	Time	S1	V1	S2	V2	S3	V3	Vmax
1	3:17.400		138	53.925	182	37.464	198	228	8	10:26.584	9:07.419	145	47.021	199	32.144	208	249
2	2:00.166	25.933	140	54.512	153			240	9	1:43.873	21.237	168	48.726	152	33.910	212	251
3	2:29.920	1:11.560	157	47.633	198	30.727	208	249	10	1:33.812	20.384	169	44.114	204	29.314	214	254
4	1:36.383	21.141	169	45.154	203	30.088	203	251	11	1:33.637	20.284	169	44.074	203	29.279	207	255
5	1:34.648	20.632	169	44.232	203	29.784	209	254	12	2:50.903	22.589	162	1:02.891	196	1:25.423	4	244
6	1:35.083	20.659	167	44.582	203	29.842	208	254	13	2:05.175	24.368	160	1:03.478	189			209
7	2:45.437	21.914	165	45.536	201			254									

4 Robin Frijns , Aral Ultimate Audi RS 5 DTM / NLD									theoretical besttime: 1:33.975								
Lap	Time	S1	V1	S2	V2	S3	V3	Vmax	Lap	Time	S1	V1	S2	V2	S3	V3	Vmax
1	2:21.073		108	56.650	183			186	9	1:36.382	21.721	169	44.702	203	29.959	210	255
2	2:24.870	52.425	134	57.426	132	35.019	209	166	10	1:34.835	20.672	167	44.367	202	29.796	216	257
3	1:39.850	22.829	160	45.638	199	31.383	210	251	11	1:34.292	20.567	165	44.123	204	29.602	214	257
4	1:37.518	21.689	168	45.745	198	30.084	215	255	12	1:34.294	20.522	166	44.116	204	29.656	210	257
5	1:34.035	20.582	167	43.956	204	29.497	210	257	13	1:34.308	20.622	167	44.042	205	29.644	213	267
6	1:34.131	20.562	168	44.001	204	29.568	212	258	14	1:34.913	20.616	167	44.400	203	29.897	216	257
7	1:38.958	20.698	167	44.136	205			258	15	2:59.712	23.154	148	1:04.171	199	1:32.387	6	221
8	8:08.597	6:24.662	139	57.400	80	46.535	208	252	16	2:10.186	25.187	154	1:04.609	180			196

5 Mattias Ekström , Red Bull Audi RS 5 DTM / SWE									theoretical besttime: 1:34.276								
Lap	Time	S1	V1	S2	V2	S3	V3	Vmax	Lap	Time	S1	V1	S2	V2	S3	V3	Vmax
1	1:55.803		151	47.572	198	31.216	208	244	8	2:06.780	20.696	169	52.822	80			249
2	1:36.836	21.468	166	45.251	201	30.117	206	249	9	7:03.564	5:48.637	160	45.135	201	29.792	206	248
3	1:35.231	20.966	168	44.505	202	29.760	211	252	10	1:34.437	20.653	167	44.388	202	29.396	210	249
4	1:34.921	20.888	168	44.406	203	29.627	209	253	11	1:34.276	20.586	166	44.315	204	29.375	212	250
5	1:46.640	20.696	166	45.980	161			266	12	1:34.730	20.808	165	44.379	203	29.543	208	251
6	6:15.984	4:52.621	140	51.431	197	31.932	209	173	13	2:29.708	21.210	170	1:01.594	197	1:06.904	5	257
7	1:36.296	21.524	163	44.835	200	29.937	207	247	14	2:04.086	24.092	168	1:01.481	158			266

7 Bruno Spengler , BMW Bank M4 DTM / CAN									theoretical besttime: 1:33.974								
Lap	Time	S1	V1	S2	V2	S3	V3	Vmax	Lap	Time	S1	V1	S2	V2	S3	V3	Vmax
1	2:37.214		140	54.971	189			206	8	13:26.115	11:57	134	54.527	188	33.990	182	232
2	2:47.857	1:29.618	163	47.559	199	30.680	213	249	9	1:41.150	22.753	155	47.568	199	30.829	211	248
3	1:35.458	20.875	168	44.479	203	30.104	206	254	10	1:33.980	20.310	168	44.144	203	29.526	208	254
4	1:34.975	20.673	168	44.434	203	29.868	208	255	11	1:46.011	20.450	168	51.202	196			254
5	1:35.008	20.659	167	44.385	203	29.964	215	256	12	3:10.016	51.337	167	1:02.098	199	1:16.581	14	254
6	1:35.177	20.656	167	44.426	204	30.095	210	255	13	2:12.288	34.850	168	1:01.842	202			255
7	1:39.101	20.725	166	44.138	203			266									

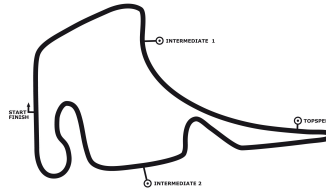
11 Marco Wittmann , BMW Driving Experience M4 DTM / DEU									theoretical besttime: 1:33.770								
Lap	Time	S1	V1	S2	V2	S3	V3	Vmax	Lap	Time	S1	V1	S2	V2	S3	V3	Vmax
1	2:33.634		123	56.676	187			205	9	1:39.124	20.781	166	44.174	203			265
2	3:08.078	1:45.941	141	50.433	194	31.704	201	205	10	9:12.753	7:53.167	141	48.626	198	30.960	215	247
3	1:38.222	21.873	166	46.065	201	30.284	209	249	11	1:36.280	21.414	166	45.262	203	29.604	204	251
4	1:35.515	20.847	169	44.705	204	29.963	208	250	12	1:33.886	20.509	168	44.100	206	29.277	206	252
5	1:35.020	20.738	168	44.365	204	29.917	205	251	13	1:33.977	20.393	167	44.108	205	29.476	207	254
6	1:35.415	20.848	167	44.503	204	30.064	212	251	14	3:35.398	21.124	168	1:01.734	193	2:12.540		268
7	1:35.260	20.851	166	44.466	204	29.943	206	251	15	2:06.202	25.715	156	1:02.800	195			252
8	1:35.304	20.687	166	44.539	203	30.078	211	252									

DTM Hockenheim I

Hockenheimring, length 4574 m

04. - 06.05.2018

DTM



DMSB-Reg.No.: 114/18

Lap Analysis free practice 3, 06.05.2018

15 Augusto Farfus , Shell BMW M4 DTM / BRA

theoretical besttime: 1:33.545

Lap	Time	S1	V1	S2	V2	S3	V3	Vmax	Lap	Time	S1	V1	S2	V2	S3	V3	Vmax
1	3:24.003		130	50.524	191	33.405	204	245	9	9:21.518	8:01.963	133	48.218	197	31.337	207	246
2	1:42.047	23.565	160	48.183	180	30.299	210	251	10	1:37.202	22.068	163	45.753	202	29.381	210	250
3	1:35.439	21.073	166	44.511	201	29.855	214	253	11	1:33.606	20.458	169	43.964	205	29.184	214	253
4	1:35.023	20.784	167	44.392	204	29.847	206	254	12	1:33.810	20.400	168	43.961	205	29.449	214	253
5	1:34.991	20.852	167	44.307	205	29.832	210	254	13	1:39.616	20.674	167	44.281	204			254
6	1:35.173	20.743	166	44.397	205	30.033	210	254	14	3:36.269	50.402	164	1:02.214	199	1:43.653		253
7	1:40.376	20.983	166	44.174	204			267	15	2:23.523	27.772	135	1:07.649	144			206
8	2:13.616	51.400	165	45.744	201			252									

16 Timo Glock , DEUTSCHE POST BMW M4 DTM / DEU

theoretical besttime: 1:33.192

Lap	Time	S1	V1	S2	V2	S3	V3	Vmax	Lap	Time	S1	V1	S2	V2	S3	V3	Vmax
1	3:43.880		148	50.665	193	32.058	203	220	8	1:40.190	22.364	166	46.791	196	31.035	212	247
2	1:45.728	21.914	165	51.343	165	32.471	212	248	9	1:33.295	20.198	168	44.024	201	29.073	204	252
3	1:34.479	20.525	168	44.375	203	29.579	206	254	10	1:33.224	20.230	167	43.926	206	29.068	213	252
4	1:42.246	20.509	162	45.455	182	36.282	206	253	11	1:39.919	20.298	166	44.208	204			253
5	1:41.524	20.479	164	44.425	203	36.620	207	253	12	3:28.245	46.369	166	1:03.418	168	1:38.458	6	243
6	1:39.609	20.583	166	44.534	203			253	13	2:21.407	37.463	139	1:06.576	179			202
7	11:50.026	10:28	141	48.775	190	32.844	203	244									

22 Lucas Auer , Mercedes-AMG C 63 DTM / AUT

theoretical besttime: 1:33.292

Lap	Time	S1	V1	S2	V2	S3	V3	Vmax	Lap	Time	S1	V1	S2	V2	S3	V3	Vmax
1	2:23.617		110	57.775	161	40.440	179	238	9	7:48.056	6:28.553	142	47.793	193	31.710	208	247
2	2:02.426	26.104	132	52.517	183			250	10	1:36.588	21.386	165	45.393	201	29.809	211	248
3	2:17.627	53.423	141	48.634	158	35.570	204	249	11	1:33.524	20.335	169	44.045	201	29.144	211	253
4	1:40.760	21.927	157	47.097	199	31.736	208	240	12	1:33.721	20.295	169	44.032	204	29.394	210	254
5	1:34.702	20.736	169	44.226	203	29.740	211	254	13	1:38.964	20.422	169	44.465	203			254
6	1:34.628	20.624	169	44.199	205	29.805	210	254	14	3:12.984	47.993	155	1:02.513	199	1:22.478		251
7	1:41.051	20.542	167	43.853	204			267	15	2:04.032	25.184	151	1:03.493	200			229
8	2:31.214	1:11.054	168	45.152	201			252									

23 Daniel Juncadella , Mercedes-AMG C 63 DTM / ESP

theoretical besttime: 1:33.932

Lap	Time	S1	V1	S2	V2	S3	V3	Vmax	Lap	Time	S1	V1	S2	V2	S3	V3	Vmax
1	2:19.159		110	58.302	171	39.056	187	195	8	1:39.391	21.000	166	44.817	202			255
2	2:01.835	26.097	129	53.760	177			242	9	10:54.492	9:30.475	122	52.314	197	31.703	212	193
3	2:34.496	1:12.405	131	48.131	197	33.960	208	233	10	1:38.228	21.788	168	45.572	202	30.868	213	237
4	1:37.829	21.667	166	45.417	202	30.745	210	251	11	1:35.361	20.481	170	44.234	206	30.646	214	254
5	1:35.209	20.912	169	44.419	203	29.878	214	254	12	1:34.170	20.417	169	44.472	206	29.281	215	255
6	1:41.267	20.759	163	47.632	202	32.876	210	255	13	2:47.828	21.089	168	1:01.482	203	1:25.257	24	254
7	1:34.718	20.565	167	44.425	204	29.728	210	254	14	2:18.757	41.110	166	1:01.499	203			256

25 Philipp Eng , SAMSUNG BMW M4 DTM / AUT

theoretical besttime: 1:33.872

Lap	Time	S1	V1	S2	V2	S3	V3	Vmax	Lap	Time	S1	V1	S2	V2	S3	V3	Vmax
1	2:32.216		120	51.963	193			216	9	1:39.047	21.698	169	46.491	194	30.858	208	233
2	2:46.224	1:18.960	166	49.490	140	37.774	206	215	10	1:33.899	20.373	166	44.142	203	29.384	209	254
3	1:35.555	20.850	167	44.664	200	30.041	213	254	11	1:34.040	20.346	166	44.183	204	29.511	213	254
4	1:35.384	20.635	167	44.688	201	30.061	213	254	12	1:34.747	20.389	165	44.461	202	29.897	204	253
5	1:35.476	20.721	165	44.497	204	30.258	203	254	13	1:46.804	20.439	166	49.435	179			254
6	1:35.792	20.775	166	44.652	203	30.365	204	253	14	3:29.165	47.043	164	1:07.023	125	1:35.099	70	216
7	1:40.651	20.890	164	44.960	201			253	15	2:00.516	23.361	164	1:02.093	198			254
8	10:16.213	8:55.671	146	49.128	193	31.414	206	213									

28 Loic Duval , Audi Sport RS 5 DTM / FRA

theoretical besttime: 1:33.360

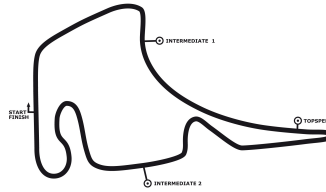
Lap	Time	S1	V1	S2	V2	S3	V3	Vmax	Lap	Time	S1	V1	S2	V2	S3	V3	Vmax
1	2:39.518		102	1:01.482	145			175	10	5:19.839	4:00.745	123	48.845	196	30.249	206	244
2	3:53.212	2:27.677	117	52.595	149	32.940	208	238	11	1:33.774	20.375	168	44.226	204	29.173	208	251
3	1:37.541	21.964	157	45.507	200	30.070	205	251	12	1:33.360	20.161	168	44.080	204	29.119	211	252
4	1:35.125	20.768	164	44.654	203	29.703	208	252	13	1:33.780	20.233	167	44.218	205	29.329	216	252
5	1:35.028	20.621	165	44.627	203	29.780	210	255	14	1:34.170	20.253	166	44.415	204	29.502	213	253
6	1:34.841	20.632	166	44.538	204	29.671	205	254	15	1:34.229	20.309	166	44.347	204	29.573	215	254
7	1:34.596	20.517	166	44.521	203	29.558	215	253	16	3:39.298	23.131	148	1:02.937	201	2:13.230		258
8	1:34.920	20.549	165	44.601	203	29.770	207	252	17	2:08.896	24.720	152	1:02.186	198			252
9	2:05.765	20.488	166	53.438	80			252									

DTM Hockenheim I

Hockenheimring, length 4574 m

04. - 06.05.2018

DTM



DMSB-Reg.No.: 114/18

Lap Analysis free practice 3, 06.05.2018

33 René Rast , Audi Sport RS 5 DTM / DEU									theoretical besttime: 1:32.931								
Lap	Time	S1	V1	S2	V2	S3	V3	Vmax	Lap	Time	S1	V1	S2	V2	S3	V3	Vmax
1	1:54.804		137	48.918	195			242	9	1:34.522	20.612	167	44.341	203	29.569	207	255
2	2:04.801	49.033	158	46.102	201	29.666	208	246	10	1:42.997	20.873	165	44.978	162			254
3	1:34.253	20.714	167	44.240	203	29.299	212	254	11	8:00.092	6:38.421	140	50.936	188	30.735	211	246
4	1:34.017	20.575	166	44.144	203	29.298	210	255	12	1:38.139	20.390	169	48.385	201	29.364	214	255
5	1:34.020	20.427	167	44.108	204	29.485	210	255	13	1:32.931	20.220	169	43.818	206	28.893	213	255
6	1:34.158	20.478	167	44.242	203	29.438	209	255	14	1:33.277	20.256	168	43.881	206	29.140	209	255
7	1:34.511	20.551	167	44.247	204	29.713	206	255	15	1:33.807	20.419	168	43.946	205	29.442	212	257
8	1:38.852	20.735	167	44.250	204	33.867	207	256	16	3:37.240	22.050	169	1:04.701	162	2:10.489		271

47 Joel Eriksson , BMW M4 DTM / SWE									theoretical besttime: 1:34.031								
Lap	Time	S1	V1	S2	V2	S3	V3	Vmax	Lap	Time	S1	V1	S2	V2	S3	V3	Vmax
1	2:28.540		116	52.927	153			192	8	12:54.217	11:28	132	52.178	188	33.922	204	210
2	2:25.776	1:06.511	155	48.109	184	31.156	209	199	9	1:42.459	22.357	145	46.785	199	33.317	210	220
3	1:35.606	21.036	168	44.661	201	29.909	207	253	10	1:34.042	20.363	168	44.273	203	29.406	207	253
4	1:35.738	20.886	157	44.812	204	30.040	204	252	11	1:38.123	20.352	169	44.317	204			254
5	1:35.288	20.756	167	44.558	204	29.974	206	254	12	3:38.700	58.488	144	1:04.824	190	1:35.388		237
6	1:35.458	20.774	168	44.609	204	30.075	207	254	13	2:01.872	25.604	162	1:01.886	201			250
7	1:39.706	20.913	167	44.379	203			265									

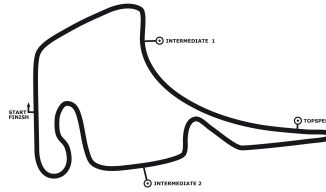
48 Edoardo Mortara , Mercedes-AMG C 63 DTM / CHE									theoretical besttime: 1:33.787								
Lap	Time	S1	V1	S2	V2	S3	V3	Vmax	Lap	Time	S1	V1	S2	V2	S3	V3	Vmax
1	1:50.661		139	47.505	198			246	9	1:40.188	20.695	168	44.491	204			254
2	2:27.946	1:05.316	144	50.488	191	32.142	208	236	10	7:55.991	6:36.423	140	47.767	195	31.801	208	248
3	1:40.916	21.499	163	45.178	202			251	11	1:38.348	21.952	158	46.378	199	30.018	210	249
4	2:28.239	53.906	125	1:02.346	193	31.987	206	241	12	1:33.882	20.540	169	44.036	204	29.306	211	254
5	1:39.551	21.697	142	47.611	199	30.243	210	246	13	1:33.965	20.445	169	44.175	204	29.345	209	255
6	1:34.821	20.714	168	44.295	204	29.812	211	255	14	1:37.213	21.237	160	45.378	202	30.598	211	254
7	1:40.992	20.770	168	49.682	199	30.540	208	242	15	2:52.713	21.597	161	1:02.605	200	1:28.511		255
8	1:34.994	20.658	166	44.468	203	29.868	210	254	16	2:01.152	23.696	164	1:01.713	201			255

51 Nico Müller , Castrol EDGE Audi RS 5 DTM / CHE									theoretical besttime: 1:35.242								
Lap	Time	S1	V1	S2	V2	S3	V3	Vmax	Lap	Time	S1	V1	S2	V2	S3	V3	Vmax
1	3:10.587		133	52.629	177			246	6	1:35.680	20.890	160	44.854	203	29.936	208	254
2	2:20.353	48.894	150	58.584	129	32.875	204	133	7	1:35.705	20.869	165	44.792	203	30.044	208	254
3	1:40.590	21.647	166	47.767	194	31.176	211	184	8	1:35.611	20.850	166	44.761	200	30.000	210	254
4	1:35.524	20.934	166	44.627	203	29.963	208	254	9	5:44.399	20.679	166	44.752	204			254
5	1:35.529	20.950	165	44.635	202	29.944	206	255									

53 Jamie Green , Hoffmann Group Audi RS 5 DTM / GBR									theoretical besttime: 1:33.143								
Lap	Time	S1	V1	S2	V2	S3	V3	Vmax	Lap	Time	S1	V1	S2	V2	S3	V3	Vmax
1	1:52.330		146	46.973	197	31.042	204	243	10	2:51.284	20.744	165	45.972	164			247
2	1:36.115	21.211	167	44.916	202	29.988	206	248	11	7:34.786	6:10.618	133	53.301	198	30.867	205	165
3	1:34.589	20.752	168	44.329	204	29.508	206	250	12	1:36.358	21.072	169	44.872	202	30.414	210	244
4	1:34.602	20.684	168	44.375	204	29.543	208	252	13	1:33.175	20.398	169	43.901	206	28.876	208	249
5	1:34.577	20.622	168	44.313	204	29.642	211	251	14	1:33.376	20.382	167	43.885	206	29.109	213	249
6	1:34.578	20.674	167	44.207	204	29.697	210	252	15	1:41.224	21.871	166	44.904	204			251
7	1:35.231	20.994	166	44.396	204	29.841	208	252	16	3:36.954	44.870	168	1:01.464	201	1:50.620		250
8	1:35.087	20.805	167	44.410	204	29.872	213	251	17	2:09.948	25.074	153	1:04.182	160			179
9	1:35.118	20.816	166	44.445	203	29.857	206	250									

94 Pascal Wehrlein , Mercedes-AMG C 63 DTM / DEU									theoretical besttime: 1:34.270								
Lap	Time	S1	V1	S2	V2	S3	V3	Vmax	Lap	Time	S1	V1	S2	V2	S3	V3	Vmax
1	2:26.613		119	55.704	168	38.153	201	199	9	8:38.712	7:19.030	150	48.983	193	30.699	210	247
2	2:03.400	26.502	120	53.710	157			248	10	1:35.407	20.854	166	44.617	203	29.936	210	252
3	2:14.515	51.620	143	48.679	201	34.216	211	251	11	1:34.270	20.581	164	44.194	204	29.495	210	254
4	1:36.478	21.420	169	44.866	203	30.192	212	254	12	1:34.587	20.702	165	44.260	204	29.625	209	254
5	1:34.558	20.640	167	44.243	201	29.675	211	254	13	1:36.960	20.753	164	44.801	201	31.406	209	256
6	1:34.707	20.615	166	44.350	205	29.742	208	254	14	2:35.353	22.360	146	1:03.208	203	1:09.785		247
7	1:40.510	20.742	164	44.740	202			255	15	2:08.895	23.998	163	1:03.979	170			253
8	2:23.151	59.107	160	45.097	202			255									

DTM Hockenheim I
Hockenheimring, length 4574 m
04. - 06.05.2018
DTM



DMSB-Reg.No.: 114/18

Lap Analysis free practice 3, 06.05.2018

99 Mike Rockenfeller , Schaeffler Audi RS 5 DTM / DEU

theoretical besttime: 1:33.628

Lap	Time	S1	V1	S2	V2	S3	V3	Vmax	Lap	Time	S1	V1	S2	V2	S3	V3	Vmax
1	2:11.762		117	51.249	193			204	9	1:33.715	20.451	167	43.829	205	29.435	207	257
2	2:08.507	49.653	141	47.016	198	31.838	208	246	10	3:06.250	20.439	167	52.901	80			253
3	1:38.966	21.404	161	45.305	199	32.257	211	254	11	6:27.859	5:09.943	166	45.800	194	32.116	211	251
4	1:35.038	20.802	168	44.521	203	29.715	209	254	12	1:33.933	20.454	166	44.055	204	29.424	211	252
5	1:42.138	20.664	166	46.313	197			254	13	1:33.950	20.386	167	44.110	205	29.454	213	252
6	2:08.292	49.197	151	48.653	200	30.442	211	230	14	1:34.154	20.377	167	44.199	204	29.578	210	254
7	1:34.223	20.642	168	44.159	205	29.422	207	254	15	2:10.245	20.662	168	1:01.979	162	47.604	30	267
8	1:33.870	20.393	167	44.027	204	29.450	210	254	16	2:14.709	35.543	167	1:01.202	161			267