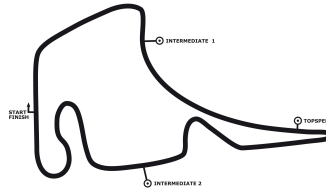


# DTM Hockenheim I

Hockenheimring, length 4574 m

04. - 06.05.2018

DTM



## Lap Analysis qualifying 1, 05.05.2018

DMSB-Reg.No.: 114/18

2 Gary Paffett , Mercedes-AMG C 63 DTM / GBR									theoretical besttime: 1:32.264								
Lap	Time	S1	V1	S2	V2	S3	V3	Vmax	Lap	Time	S1	V1	S2	V2	S3	V3	Vmax
1	3:07.828		127	51.076	192	32.584	204	245	4	1:45.824	20.695	160	47.950	127			253
2	1:36.268	21.724	166	45.008	203	29.536	<b>210</b>	251	5	10:27.735	9:05.203	131	51.641	197	30.891	206	183
3	<b>1:32.264</b>	<b>20.066</b>	<b>171</b>	<b>43.540</b>	<b>205</b>	<b>28.658</b>	210	254	6	1:46.849	20.630	170	46.670	199			<b>255</b>

3 Paul Di Resta , Mercedes-AMG C 63 DTM / GBR									theoretical besttime: 1:32.765								
Lap	Time	S1	V1	S2	V2	S3	V3	Vmax	Lap	Time	S1	V1	S2	V2	S3	V3	Vmax
1	2:33.635		146	50.504	197	34.462	202	242	5	10:01.627	8:44.566	154	46.468	198	30.593	208	249
2	1:40.461	22.130	164	46.178	200	32.153	<b>216</b>	252	6	1:37.790	21.090	168	45.408	202	31.292	212	252
3	<b>1:32.841</b>	20.246	170	<b>43.696</b>	<b>205</b>	<b>28.899</b>	209	<b>256</b>	7	1:42.525	20.297	<b>171</b>	44.836	151			255
4	1:44.950	<b>20.170</b>	169	44.864	194			255									

4 Robin Frijns , Aral Ultimate Audi RS 5 DTM / NLD									theoretical besttime: 1:33.094								
Lap	Time	S1	V1	S2	V2	S3	V3	Vmax	Lap	Time	S1	V1	S2	V2	S3	V3	Vmax
1	2:38.345		123	1:00.733	151	36.822	205	141	6	6:21.835	4:49.667	129	57.095	140	35.073	203	155
2	1:43.380	24.108	162	46.877	192	32.395	204	251	7	1:40.152	22.958	165	45.740	199	31.454	206	249
3	1:39.561	21.176	168	48.547	201	29.838	<b>214</b>	254	8	1:36.079	21.388	<b>169</b>	44.556	202	30.135	209	255
4	<b>1:33.094</b>	<b>20.224</b>	167	<b>43.893</b>	<b>205</b>	<b>28.977</b>	214	<b>255</b>	9	1:33.725	20.426	168	44.140	203	29.159	213	255
5	1:47.451	22.077	158	47.745	200			184	10	2:01.559	24.022	144	52.456	162			

5 Mattias Ekström , Red Bull Audi RS 5 DTM / SWE									theoretical besttime: 1:33.174								
Lap	Time	S1	V1	S2	V2	S3	V3	Vmax	Lap	Time	S1	V1	S2	V2	S3	V3	Vmax
1	8:01.193		143	53.337	194	32.607	208	184	6	3:08.456	1:47.279	140	50.079	197	31.098	208	248
2	1:37.467	22.102	162	45.340	199	30.025	<b>214</b>	247	7	1:37.131	21.075	<b>171</b>	44.709	200	31.347	210	250
3	1:33.431	20.354	169	44.103	204	28.974	212	251	8	<b>1:33.174</b>	<b>20.339</b>	168	<b>43.911</b>	204	<b>28.924</b>	210	254
4	1:33.413	20.458	166	43.998	<b>205</b>	28.957	211	<b>254</b>	9	1:51.440	23.032	146	49.197	187			
5	1:42.390	20.966	167	45.624	199			248									

7 Bruno Spengler , BMW Bank M4 DTM / CAN									theoretical besttime: 1:32.774								
Lap	Time	S1	V1	S2	V2	S3	V3	Vmax	Lap	Time	S1	V1	S2	V2	S3	V3	Vmax
1	2:29.367		121	57.640	144			210	6	5:37.195	4:07.255	128	55.219	189	34.721	200	231
2	2:26.484	54.860	133	57.000	190	34.624	200	224	7	1:40.188	23.015	154	47.907	203	29.266	210	249
3	1:39.590	22.449	160	47.800	198	29.341	<b>213</b>	249	8	<b>1:32.776</b>	<b>20.091</b>	168	<b>43.696</b>	<b>207</b>	28.989	213	<b>255</b>
4	1:32.874	20.121	<b>169</b>	43.766	206	<b>28.987</b>	212	254	9	1:45.603	20.146	169	45.293	198			255
5	1:45.340	20.242	166	47.304	192			232									

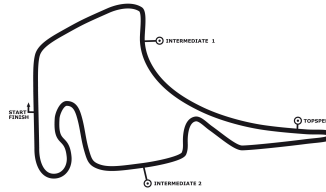
11 Marco Wittmann , BMW Driving Experience M4 DTM / DEU									theoretical besttime: 1:32.463								
Lap	Time	S1	V1	S2	V2	S3	V3	Vmax	Lap	Time	S1	V1	S2	V2	S3	V3	Vmax
1	3:27.075		131	54.931	191	34.275	207	172	5	7:45.299	6:19.886	137	51.914	192	33.499	208	223
2	1:42.875	22.838	163	48.281	195	31.756	<b>218</b>	254	6	1:44.663	22.190	161	49.504	191	32.969	216	253
3	1:32.644	20.241	<b>171</b>	43.547	207	28.856	211	<b>255</b>	7	<b>1:32.463</b>	<b>20.134</b>	169	<b>43.518</b>	<b>208</b>	<b>28.811</b>	209	255
4	1:37.169	20.301	168	43.800	205			255									

15 Augusto Farfus , Shell BMW M4 DTM / BRA									theoretical besttime: 1:32.621								
Lap	Time	S1	V1	S2	V2	S3	V3	Vmax	Lap	Time	S1	V1	S2	V2	S3	V3	Vmax
1	2:41.958		122	1:01.051	120			200	6	1:46.100	21.239	162	46.889	194			251
2	2:22.303	56.790	128	51.690	189	33.823	200	215	7	4:12.229	2:50.107	129	49.048	186	33.074	202	246
3	1:42.699	22.426	165	50.480	196	29.793	212	250	8	1:40.765	22.645	150	47.142	201	30.978	210	243
4	1:32.792	20.264	<b>170</b>	43.698	206	<b>28.830</b>	217	<b>255</b>	9	<b>1:32.683</b>	<b>20.182</b>	169	<b>43.609</b>	<b>207</b>	28.892	215	255
5	1:33.153	20.257	169	43.861	206	29.035	<b>220</b>	254	10	1:44.068	20.250	166	43.957	205			255

16 Timo Glock , DEUTSCHE POST BMW M4 DTM / DEU									theoretical besttime: 1:32.468								
Lap	Time	S1	V1	S2	V2	S3	V3	Vmax	Lap	Time	S1	V1	S2	V2	S3	V3	Vmax
1	2:55.912		136	51.344	185			199	5	2:42.788	20.190	163	45.832	193			253
2	2:23.981	58.747	141	50.703	154	34.531	200	237	6	4:32.071	3:06.403	139	49.786	156	35.882	200	246
3	1:40.778	23.002	154	47.122	199	30.654	211	248	7	1:40.343	22.758	159	47.023	197	30.562	<b>216</b>	250
4	<b>1:32.468</b>	<b>20.036</b>	<b>168</b>	<b>43.692</b>	<b>206</b>	<b>28.740</b>	215	254	8	1:53.294	20.085	167	44.232	203			<b>255</b>

22 Lucas Auer , Mercedes-AMG C 63 DTM / AUT									theoretical besttime: 1:32.484								
Lap	Time	S1	V1	S2	V2	S3	V3	Vmax	Lap	Time	S1	V1	S2	V2	S3	V3	Vmax
1	2:45.941		131	51.476	189	32.787	205	206	5	9:18.073	7:55.526	138	49.963	193	32.584	210	245
2	1:39.575	22.354	152	47.559	202	29.662	211	217	6	1:37.160	21.486	163	45.436	206	30.238	212	245

**DTM Hockenheim I**  
Hockenheimring, length 4574 m  
04. - 06.05.2018  
DTM



**DMSB**-Reg.No.: 114/18

**Lap Analysis qualifying 1, 05.05.2018**

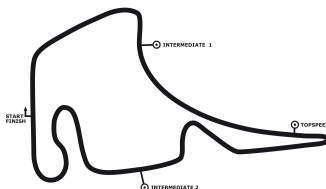
Lap	Time	S1	V1	S2	V2	S3	V3	Vmax	Lap	Time	S1	V1	S2	V2	S3	V3	Vmax
3	<b>1:32.484</b>	<b>20.090</b>	<b>171</b>	<b>43.512</b>	<b>206</b>	<b>28.882</b>	<b>217</b>	<b>256</b>	7	1:32.813	20.104	170	43.668	203	29.041	208	255
4	2:43.066	20.168	171	43.790	206			256	8	2:09.820	21.937	154	52.560	161			

# DTM Hockenheim I

## Hockenheimring, length 4574 m

04. - 06.05.2018

DTM



# DTM

### Lap Analysis qualifying 1, 05.05.2018

DMSB-Reg.No.: 114/18

23 Daniel Juncadella , Mercedes-AMG C 63 DTM / ESP										theoretical besttime: 1:32.850							
Lap	Time	S1	V1	S2	V2	S3	V3	Vmax	Lap	Time	S1	V1	S2	V2	S3	V3	Vmax
1	2:37.753		131	49.641	190	35.964	201	222	6	8:22.907	7:03.563	139	47.954	198	31.390	213	244
2	1:40.711	22.883	154	46.236	199	31.592	<b>214</b>	249	7	1:38.022	21.603	163	45.390	202	31.029	213	253
3	1:33.166	<b>20.282</b>	<b>170</b>	43.978	206	28.906	210	<b>254</b>	8	<b>1:32.889</b>	20.276	170	<b>43.823</b>	<b>208</b>	<b>28.790</b>	208	254
4	1:33.082	<b>20.237</b>	169	43.958	205	28.887	210	253	9	2:10.473	24.408	133	56.692	163			
5	1:51.992	21.931	151	48.680	192			251									

25 Philipp Eng , SAMSUNG BMW M4 DTM / AUT										theoretical besttime: 1:32.963							
Lap	Time	S1	V1	S2	V2	S3	V3	Vmax	Lap	Time	S1	V1	S2	V2	S3	V3	Vmax
1	2:39.930		123	1:00.028	132			212	6	5:36.297	4:13.206	140	48.896	179	34.195	199	217
2	2:17.189	55.348	137	49.968	181	31.873	196	211	7	1:45.045	23.180	150	51.293	176	30.572	211	205
3	1:43.169	22.132	166	49.887	140	31.150	<b>214</b>	170	8	<b>1:32.990</b>	20.244	167	43.771	<b>207</b>	<b>28.975</b>	212	<b>255</b>
4	1:33.193	20.310	<b>167</b>	43.858	204	29.025	208	254	9	1:33.110	<b>20.221</b>	167	<b>43.767</b>	207	29.122	211	255
5	1:41.591	20.413	167	44.212	204			254	10	1:56.993	23.058	141	53.027	181			206

28 Loic Duval , Audi Sport RS 5 DTM / FRA										theoretical besttime: 1:32.919							
Lap	Time	S1	V1	S2	V2	S3	V3	Vmax	Lap	Time	S1	V1	S2	V2	S3	V3	Vmax
1	2:16.218		115	59.140	136	35.584	201	173	6	7:26.306	5:51.645	110	1:00.914	117	33.747	201	195
2	1:40.824	23.268	138	48.159	195	29.397	210	231	7	1:45.154	22.421	152	50.640	192	32.093	209	233
3	1:33.392	20.345	<b>169</b>	44.065	<b>206</b>	28.982	210	253	8	1:35.201	20.150	168	45.837	193	29.214	208	<b>254</b>
4	<b>1:33.036</b>	20.186	169	43.974	205	<b>28.876</b>	<b>213</b>	253	9	1:33.270	<b>20.102</b>	168	<b>43.941</b>	206	29.227	209	252
5	1:42.631	22.632	157	45.644	203			252	10	2:11.324	21.667	133	54.717	144			

33 René Rast , Audi Sport RS 5 DTM / DEU										theoretical besttime: 1:32.703							
Lap	Time	S1	V1	S2	V2	S3	V3	Vmax	Lap	Time	S1	V1	S2	V2	S3	V3	Vmax
1	4:05.722		143	47.524	198	30.732	211	244	6	1:37.347	20.329	165	46.360	201	30.658	209	255
2	1:34.624	20.438	<b>169</b>	44.015	204	30.171	208	254	7	1:33.295	20.269	169	43.876	206	29.150	209	<b>256</b>
3	<b>1:32.780</b>	20.291	169	<b>43.673</b>	205	<b>28.816</b>	<b>213</b>	255	8	1:33.004	<b>20.214</b>	169	43.740	<b>207</b>	29.050	208	256
4	1:40.471	20.337	168	44.024	198			255	9	2:22.434	25.626	127	1:05.513	144			
5	7:33.638	6:16.803	148	47.003	201	29.832	211	244									

47 Joel Eriksson , BMW M4 DTM / SWE										theoretical besttime: 1:32.717							
Lap	Time	S1	V1	S2	V2	S3	V3	Vmax	Lap	Time	S1	V1	S2	V2	S3	V3	Vmax
1	2:37.930		120	1:00.606	142			187	6	6:07.502	4:41.688	135	52.300	184	33.514	202	196
2	2:33.913	1:08.028	137	51.743	190	34.142	197	210	7	1:44.344	22.295	155	46.961	189	35.088	216	244
3	1:39.167	22.250	153	45.887	194	31.030	<b>217</b>	251	8	1:32.831	20.147	162	43.834	206	28.850	215	<b>257</b>
4	<b>1:32.794</b>	20.211	<b>170</b>	<b>43.773</b>	205	<b>28.810</b>	212	255	9	1:33.168	20.176	169	43.872	206	29.120	210	256
5	1:37.335	<b>20.134</b>	169	43.955	<b>206</b>			254	10	2:15.634	24.321	136	58.677	150			

48 Edoardo Mortara , Mercedes-AMG C 63 DTM / CHE										theoretical besttime: 1:32.719							
Lap	Time	S1	V1	S2	V2	S3	V3	Vmax	Lap	Time	S1	V1	S2	V2	S3	V3	Vmax
1	2:49.711		129	51.098	194	33.177	211	248	6	8:50.976	7:33.003	140	47.177	200	30.796	215	248
2	1:40.304	21.980	163	48.492	201	29.832	212	253	7	1:36.349	21.345	164	45.415	199	29.589	<b>216</b>	254
3	1:33.220	20.396	<b>171</b>	43.778	<b>207</b>	29.046	208	254	8	<b>1:32.719</b>	<b>20.254</b>	169	<b>43.681</b>	207	<b>28.784</b>	215	254
4	1:33.221	20.311	169	43.856	205	29.054	212	<b>256</b>	9	2:06.200	21.475	127	58.147	170			
5	1:44.053	21.318	157	45.718	200			251									

51 Nico Müller , Castrol EDGE Audi RS 5 DTM / CHE										theoretical besttime: 1:32.826							
Lap	Time	S1	V1	S2	V2	S3	V3	Vmax	Lap	Time	S1	V1	S2	V2	S3	V3	Vmax
1	2:24.028		120	1:00.776	165			164	6	6:53.183	5:32.380	163	51.124	201	29.679	208	179
2	2:51.316	1:18.869	156	58.529	133	33.918	203	127	7	1:33.027	20.399	169	<b>43.749</b>	<b>207</b>	28.879	211	254
3	1:39.295	22.397	<b>170</b>	46.659	202	30.239	<b>212</b>	138	8	1:33.202	20.315	169	44.047	207	<b>28.840</b>	212	<b>255</b>
4	<b>1:32.986</b>	<b>20.237</b>	168	43.846	206	28.903	211	254	9	2:00.151	24.308	132	53.635	168			186
5	1:43.158	20.386	167	44.527	204			253									

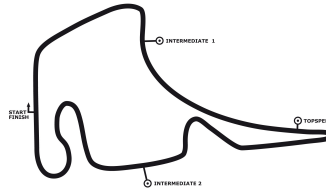
53 Jamie Green , Hoffmann Group Audi RS 5 DTM / GBR										theoretical besttime: 1:33.207							
Lap	Time	S1	V1	S2	V2	S3	V3	Vmax	Lap	Time	S1	V1	S2	V2	S3	V3	Vmax
1	2:34.610		112	1:02.204	140			184	6	6:45.838	5:26.540	162	45.416	197	33.882	210	250
2	3:33.614	2:17.021	148	46.194	196	30.399	<b>213</b>	246	7	1:37.406	<b>20.189</b>	<b>169</b>	43.914	206		210	<b>255</b>
3	1:33.678	20.444	168	44.053	201	29.181	207	252	8	1:33.848	20.786	168	43.944	206	<b>29.118</b>	211	254
4	<b>1:33.250</b>	20.190	168	<b>43.900</b>	<b>207</b>	29.160	212	253	9	2:16.205	21.932	145	1:00.934	131			
5	1:42.467	20.307	167	45.584	198			251									

# DTM Hockenheim I

Hockenheimring, length 4574 m

04. - 06.05.2018

DTM



# DTM

## Lap Analysis qualifying 1, 05.05.2018

DMSB-Reg.No.: 114/18

### 94 Pascal Wehrlein , Mercedes-AMG C 63 DTM / DEU

theoretical besttime: 1:32.486

Lap	Time	S1	V1	S2	V2	S3	V3	Vmax	Lap	Time	S1	V1	S2	V2	S3	V3	Vmax
1	3:08.264		141	47.520	198	32.478	205	249	5	10:17.804	9:00.499	143	46.614	203	30.691	208	248
2	1:39.901	21.959	<b>171</b>	45.976	204	31.966	214	252	6	1:34.586	21.232	170	44.006	206	29.348	213	255
3	<b>1:32.486</b>	<b>20.116</b>	170	<b>43.657</b>	208	<b>28.713</b>	<b>215</b>	255	7	1:32.702	20.186	170	43.659	<b>209</b>	28.857	212	254
4	1:40.618	20.537	167	44.380	202			<b>258</b>	8	2:03.207	25.407	134	50.853	193			

### 99 Mike Rockenfeller , Schaeffler Audi RS 5 DTM / DEU

theoretical besttime: 1:32.723

Lap	Time	S1	V1	S2	V2	S3	V3	Vmax	Lap	Time	S1	V1	S2	V2	S3	V3	Vmax
1	1:55.457		140	48.126	194			241	6	1:44.281	20.809	168	45.837	199			253
2	2:05.789	47.599	148	47.082	175	31.108	211	246	7	6:22.495	5:07.240	167	45.331	203	29.924	211	250
3	1:35.830	20.696	<b>169</b>	45.202	196	29.932	210	<b>255</b>	8	1:32.930	20.222	169	43.816	207	<b>28.892</b>	<b>212</b>	252
4	1:33.184	20.281	168	43.967	206	28.936	209	254	9	<b>1:32.811</b>	20.117	169	<b>43.720</b>	<b>208</b>	28.974	209	255
5	1:33.098	<b>20.111</b>	169	43.906	205	29.081	208	254	10	1:53.442	21.962	139	50.570	179			219