

Lap Analysis qualifying 2, 06.05.2018

2 Gary Paffett , Mercedes-AMG C 63 DTM / GBR									theoretical besttime: 1:32.813								
Lap	Time	S1	V1	S2	V2	S3	V3	Vmax	Lap	Time	S1	V1	S2	V2	S3	V3	Vmax
1	3:10.545		131	50.199	195	31.969	211	246	5	10:04.990	8:41.409	135	50.316	196	33.265	208	199
2	1:37.960	21.737	167	44.826	203	31.397	212	252	6	1:37.713	21.609	169	46.796	203	29.308	207	229
3	1:32.895	20.280	169	43.727	206	28.888	208	256	7	1:32.881	20.323	169	43.648	206	28.910	217	257
4	1:38.915	20.277	168	44.766	203			257	8	1:57.045	25.799	116	53.825	190			187

3 Paul Di Resta , Mercedes-AMG C 63 DTM / GBR									theoretical besttime: 1:32.657								
Lap	Time	S1	V1	S2	V2	S3	V3	Vmax	Lap	Time	S1	V1	S2	V2	S3	V3	Vmax
1	2:21.652		144	48.068	199	31.447	209	243	5	8:34.794	7:17.198	144	46.989	199	30.607	207	249
2	1:43.452	21.510	170	44.553	202	37.389	212	254	6	1:37.171	21.407	170	45.344	201	30.420	206	257
3	1:32.957	20.274	171	43.755	206	28.928	209	255	7	1:32.657	20.180	170	43.656	203	28.821	210	257
4	2:36.547	20.354	170	44.568	195			258	8	1:47.854	22.318	145	47.898	198			251

4 Robin Frijns , Aral Ultimate Audi RS 5 DTM / NLD									theoretical besttime: 1:33.045								
Lap	Time	S1	V1	S2	V2	S3	V3	Vmax	Lap	Time	S1	V1	S2	V2	S3	V3	Vmax
1	2:40.471		131	56.647	153	33.976	201	167	6	6:56.897	5:28.523	130	53.496	145	34.878	164	181
2	1:41.912	22.641	155	46.574	197	32.697	207	256	7	1:41.449	23.354	160	46.649	198	31.446	210	253
3	1:36.923	21.656	163	45.025	201	30.242	207	257	8	1:35.168	20.985	170	44.344	203	29.839	210	260
4	1:33.143	20.267	171	43.732	206	29.144	213	259	9	1:33.045	20.219	168	43.684	206	29.142	206	260
5	1:40.358	20.827	169	44.267	203			260	10	1:57.240	22.954	148	52.713	161			202

5 Mattias Ekström , Red Bull Audi RS 5 DTM / SWE									theoretical besttime: 1:33.806								
Lap	Time	S1	V1	S2	V2	S3	V3	Vmax	Lap	Time	S1	V1	S2	V2	S3	V3	Vmax
1	2:35.479		148	49.640	197			205	5	1:34.055	20.569	168	44.135	204	29.351	210	255
2	2:56.854	1:37.157	147	48.614	197	31.083	206	185	6	1:42.007	20.820	165	45.373	200			255
3	1:42.002	22.548	151	47.724	106	31.730	209	247	7	6:35.438	5:10.050	144	47.788	194			249
4	1:34.043	20.425	167	44.030	204	29.588	208	254									

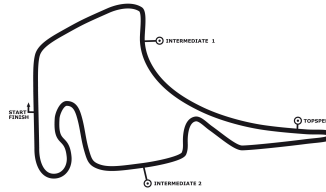
7 Bruno Spengler , BMW Bank M4 DTM / CAN									theoretical besttime: 1:32.880								
Lap	Time	S1	V1	S2	V2	S3	V3	Vmax	Lap	Time	S1	V1	S2	V2	S3	V3	Vmax
1	2:05.885		133	53.010	158			225	6	6:02.670	4:40.588	126	49.161	194	32.921	208	249
2	2:14.974	50.445	139	51.223	182	33.306	203	237	7	1:41.060	22.763	154	48.090	200	30.207	211	254
3	1:45.784	26.310	147	45.887	190	33.587	211	253	8	1:33.003	20.272	169	43.840	206	28.891	213	258
4	1:33.008	20.245	169	43.775	206	28.988	213	258	9	1:33.077	20.221	168	43.768	205	29.088	206	258
5	1:49.061	20.411	161	47.770	196			251	10	2:03.033	22.952	152	51.682	165			204

11 Marco Wittmann , BMW Driving Experience M4 DTM / DEU									theoretical besttime: 1:32.686								
Lap	Time	S1	V1	S2	V2	S3	V3	Vmax	Lap	Time	S1	V1	S2	V2	S3	V3	Vmax
1	3:46.527		130	55.406	188	33.642	206	208	6	5:54.273	4:30.117	132	51.993	194	32.163	204	219
2	1:40.143	22.615	159	47.386	198	30.142	206	251	7	1:38.446	22.208	161	45.650	201	30.588	218	255
3	1:32.872	20.179	169	43.823	206	28.870	215	254	8	1:32.756	20.199	170	43.637	205	28.920	209	257
4	1:33.195	20.219	167	43.762	205	29.214	210	256	9	1:43.923	20.350	167	44.695	200			257
5	1:54.552	21.229	162	45.250	200			255									

15 Augusto Farfus , Shell BMW M4 DTM / BRA									theoretical besttime: 1:32.900								
Lap	Time	S1	V1	S2	V2	S3	V3	Vmax	Lap	Time	S1	V1	S2	V2	S3	V3	Vmax
1	2:07.608		146	48.685	197			226	6	5:31.390	4:11.086	136	48.396	196	31.908	204	247
2	2:18.918	54.377	138	50.299	192	34.242	203	226	7	1:38.152	21.615	167	44.924	205	31.613	213	254
3	1:42.520	22.289	164	49.270	204	30.961	213	206	8	1:32.982	20.215	169	43.840	205	28.927	212	257
4	1:32.973	20.261	169	43.758	206	28.954	210	256	9	1:48.476	20.565	162	47.767	197			255
5	2:42.653	20.287	169	44.537	182			256									

16 Timo Glock , DEUTSCHE POST BMW M4 DTM / DEU									theoretical besttime: 1:32.379								
Lap	Time	S1	V1	S2	V2	S3	V3	Vmax	Lap	Time	S1	V1	S2	V2	S3	V3	Vmax
1	2:31.171		140	49.062	191			247	6	7:11.604	5:51.092	137	47.829	191	32.683	206	247
2	2:21.742	56.071	127	53.828	197	31.843	198	210	7	1:42.320	22.386	154	50.024	201	29.910	208	171
3	1:39.607	22.357	170	46.776	199	30.474	215	251	8	1:32.379	20.046	169	43.597	205	28.736	213	256
4	1:33.010	20.290	163	43.814	206	28.906	211	255	9	2:03.729	22.812	136	54.281	156			201
5	1:43.109	20.458	169	44.216	201			255									

DTM Hockenheim I
Hockenheimring, length 4574 m
04. - 06.05.2018
DTM



DMSB-Reg.No.: 114/18

Lap Analysis qualifying 2, 06.05.2018

22 Lucas Auer , Mercedes-AMG C 63 DTM / AUT

theoretical besttime: 1:32.632

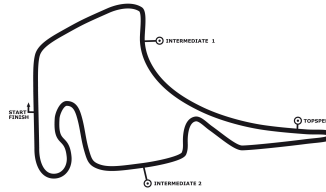
Lap	Time	S1	V1	S2	V2	S3	V3	Vmax	Lap	Time	S1	V1	S2	V2	S3	V3	Vmax
1	2:48.265		133	51.063	114	32.469	207	242	6	8:04.684	6:46.640	145	47.282	201	30.762	210	249
2	1:42.169	21.941	160	46.510	204	33.718	214	250	7	1:37.888	21.312	159	47.192	202	29.384	215	238
3	1:33.112	20.344	169	43.779	206	28.989	218	255	8	1:32.632	20.183	170	43.561	207	28.888	214	257
4	1:33.049	20.253	170	43.689	206	29.107	212	257	9	1:53.834	22.733	139	52.442	192			194
5	1:40.366	21.023	165	44.397	203			256									

DTM Hockenheim I

Hockenheimring, length 4574 m

04. - 06.05.2018

DTM



DMSB-Reg.No.: 114/18

Lap Analysis qualifying 2, 06.05.2018

23 Daniel Juncadella , Mercedes-AMG C 63 DTM / ESP									theoretical besttime: 1:32.637								
Lap	Time	S1	V1	S2	V2	S3	V3	Vmax	Lap	Time	S1	V1	S2	V2	S3	V3	Vmax
1	2:44.135		132	51.504	189	34.402	206	223	6	6:05.188	4:42.776	133	50.101	196	32.311	206	233
2	1:40.950	22.725	154	46.337	201	31.888	213	254	7	1:42.538	22.940	153	47.729	185	31.869	208	251
3	1:37.217	20.470	171	45.427	196	31.320	214	256	8	1:32.717	20.197	171	43.807	205	28.713	218	257
4	1:32.858	20.232	171	43.727	206	28.899	205	257	9	1:42.106	20.210	170	43.818	206			257
5	1:56.609	23.554	142	51.476	186			191									

25 Philipp Eng , SAMSUNG BMW M4 DTM / AUT									theoretical besttime: 1:32.899								
Lap	Time	S1	V1	S2	V2	S3	V3	Vmax	Lap	Time	S1	V1	S2	V2	S3	V3	Vmax
1	2:15.154		132	52.121	183			229	6	5:53.380	4:33.000	147	48.940	182	31.440	206	216
2	2:16.804	56.518	140	48.995	193	31.291	197	210	7	1:42.349	21.532	168	47.212	125	33.605	208	241
3	1:41.093	21.420	168	46.642	196	33.031	214	243	8	1:33.116	20.260	166	43.831	205	29.025	210	257
4	1:33.203	20.145	167	43.729	205	29.329	201	257	9	1:33.323	20.161	167	43.996	204	29.166	213	255
5	1:43.461	20.401	164	44.429	202			255	10	1:54.396	23.888	159	50.817	187			192

28 Loic Duval , Audi Sport RS 5 DTM / FRA									theoretical besttime: 1:32.887								
Lap	Time	S1	V1	S2	V2	S3	V3	Vmax	Lap	Time	S1	V1	S2	V2	S3	V3	Vmax
1	1:58.780		151	49.156	184			249	6	1:40.895	20.852	162	45.346	203			255
2	4:16.663	2:33.485	111	1:03.260	141	39.918	209	155	7	4:00.022	2:30.950	119	56.739	192	32.333	200	181
3	1:43.745	22.876	121	50.188	185	30.681	204	238	8	1:41.876	22.665	151	49.105	188	30.106	204	255
4	1:33.860	20.412	166	44.222	204	29.226	210	254	9	1:32.887	20.119	169	43.922	205	28.846	210	255
5	1:33.713	20.415	168	44.112	204	29.186	209	255	10	1:50.924	22.554	142	49.002	196			253

33 René Rast , Audi Sport RS 5 DTM / DEU									theoretical besttime: 1:32.587								
Lap	Time	S1	V1	S2	V2	S3	V3	Vmax	Lap	Time	S1	V1	S2	V2	S3	V3	Vmax
1	3:48.083		141	47.532	199	32.105	203	248	6	4:55.018	3:33.249	136	48.988	172	32.781	205	248
2	1:41.875	23.324	154	48.643	196	29.908	215	246	7	1:43.027	22.581	167	48.023	186	32.423	212	251
3	1:32.587	20.131	169	43.712	206	28.744	215	257	8	1:33.018	20.394	169	43.816	204	28.808	211	258
4	1:32.795	20.191	170	43.727	206	28.877	213	258	9	1:47.212	20.319	167	45.221	203			254
5	2:41.767	21.618	147	46.428	194			255									

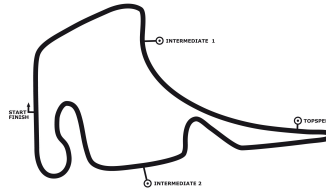
47 Joel Eriksson , BMW M4 DTM / SWE									theoretical besttime: 1:32.613								
Lap	Time	S1	V1	S2	V2	S3	V3	Vmax	Lap	Time	S1	V1	S2	V2	S3	V3	Vmax
1	2:12.987		129	52.666	185			210	6	6:29.520	5:05.306	130	51.093	187	33.121	204	192
2	2:32.817	1:09.043	129	50.250	190	33.524	206	199	7	1:38.764	21.990	159	46.187	197	30.587	211	243
3	1:41.059	21.692	159	49.248	184	30.119	215	249	8	1:32.613	20.044	171	43.727	204	28.842	207	257
4	1:33.173	20.148	170	43.750	206	29.275	201	255	9	1:49.013	20.070	169	43.941	205			257
5	1:40.607	20.392	168	44.591	203			256									

48 Edoardo Mortara , Mercedes-AMG C 63 DTM / CHE									theoretical besttime: 1:32.623								
Lap	Time	S1	V1	S2	V2	S3	V3	Vmax	Lap	Time	S1	V1	S2	V2	S3	V3	Vmax
1	2:59.217		125	48.767	193	31.746	204	247	6	7:56.152	6:37.829	127	47.459	196	30.864	208	250
2	1:38.685	22.302	154	46.231	199	30.152	217	250	7	1:35.290	21.129	167	44.658	200	29.503	219	257
3	1:32.977	20.277	171	43.720	207	28.980	212	256	8	1:32.623	20.254	171	43.549	206	28.820	210	257
4	1:32.875	20.261	168	43.636	206	28.978	208	258	9	2:05.001	21.812	137	56.047	153			184
5	1:50.837	21.494	152	49.475	194			235									

51 Nico Müller , Castrol EDGE Audi RS 5 DTM / CHE									theoretical besttime: 1:33.013								
Lap	Time	S1	V1	S2	V2	S3	V3	Vmax	Lap	Time	S1	V1	S2	V2	S3	V3	Vmax
1	2:20.732		146	59.678	140			150	6	1:39.873	20.549	167	44.198	203			255
2	2:34.731	1:02.361	151	59.054	129	33.316	209	130	7	6:16.857	4:50.231	166	49.818	200	36.808	214	144
3	1:40.210	21.574	169	46.708	204	31.928	212	140	8	1:33.157	20.350	169	43.890	205	28.917	212	256
4	1:33.290	20.273	169	43.833	205	29.184	213	256	9	1:33.061	20.302	167	43.823	206	28.936	215	256
5	1:34.499	20.717	166	44.324	203	29.458	207	255	10	2:00.903	22.558	135	53.319	170			187

53 Jamie Green , Hoffmann Group Audi RS 5 DTM / GBR									theoretical besttime: 1:32.966								
Lap	Time	S1	V1	S2	V2	S3	V3	Vmax	Lap	Time	S1	V1	S2	V2	S3	V3	Vmax
1	3:57.465		140	46.422	199	30.875	204	243	6	5:50.740	4:31.321	153	47.495	199	31.924	203	158
2	1:38.118	21.544	168	45.222	203	31.352	203	248	7	1:41.348	21.974	161	45.668	203	33.706	215	252
3	1:33.109	20.400	170	43.745	206	28.964	208	254	8	1:34.322	20.610	170	43.819	203	29.893	210	254
4	1:33.232	20.300	169	43.825	206	29.107	212	253	9	1:33.550	20.697	169	43.702	205	29.151	213	254
5	1:49.355	21.977	161	45.450	201			252	10	1:47.547	20.466	168	44.015	202			253

DTM Hockenheim I
Hockenheimring, length 4574 m
04. - 06.05.2018
DTM



DMSB-Reg.No.: 114/18

Lap Analysis qualifying 2, 06.05.2018

94 Pascal Wehrlein , Mercedes-AMG C 63 DTM / DEU

theoretical besttime: 1:32.875

Lap	Time	S1	V1	S2	V2	S3	V3	Vmax	Lap	Time	S1	V1	S2	V2	S3	V3	Vmax
1	3:06.954		137	48.230	198	31.655	201	249	5	10:09.314	8:44.450	135	49.371	160	35.493	206	250
2	1:36.992	22.010	159	45.084	205	29.898	212	254	6	1:35.814	21.282	160	45.110	204	29.422	212	255
3	1:32.885	20.276	170	43.718	208	28.891	207	257	7	1:32.891	20.275	169	43.734	206	28.882	215	256
4	1:38.554	20.344	167	43.807	207			256	8	1:52.705	23.531	145	48.666	200			250

99 Mike Rockenfeller , Schaeffler Audi RS 5 DTM / DEU

theoretical besttime: 1:32.659

Lap	Time	S1	V1	S2	V2	S3	V3	Vmax	Lap	Time	S1	V1	S2	V2	S3	V3	Vmax
1	1:57.404		144	51.242	190			243	6	7:30.336	6:07.644	160	47.281	137	35.411	208	252
2	2:22.989	1:00.766	151	46.593	198			250	7	1:32.960	20.230	168	43.870	204	28.860	214	257
3	2:28.320	1:13.128	167	45.135	203	30.057	211	254	8	1:32.762	20.191	169	43.608	206	28.963	211	258
4	1:33.030	20.266	170	43.669	204	29.095	208	255	9	2:03.053	23.285	138	54.512	169			200
5	1:45.065	20.415	165	47.995	197			240									