

## Lap Analysis race 2, 06.05.2018

**2 Gary Paffett , Mercedes-AMG C 63 DTM / GBR**

theoretical besttime: 1:34.069

Lap	Time	S1	V1	S2	V2	S3	V3	Vmax	Lap	Time	S1	V1	S2	V2	S3	V3	Vmax
1	1:42.549	26.899	163	45.314	201	30.336	212	253	19	<b>1:34.069</b>	<b>20.582</b>	166	<b>43.880</b>	203	<b>29.607</b>	210	268
2	1:35.386	20.878	<b>168</b>	44.621	199	29.887	204	269	20	1:34.863	20.749	166	44.448	203	29.666	209	257
3	1:35.044	20.795	167	44.436	203	29.813	207	257	21	1:34.884	20.629	166	44.543	203	29.712	209	256
4	1:35.730	20.897	167	44.543	203	30.290	<b>213</b>	257	22	1:34.971	20.730	166	44.259	201	29.982	212	270
5	1:35.652	21.083	165	44.554	202	30.015	210	258	23	1:35.214	20.656	165	44.602	202	29.956	209	269
6	1:35.425	20.957	165	44.396	202	30.072	206	266	24	1:35.658	20.816	167	45.007	<b>204</b>	29.835	210	255
7	1:35.769	20.945	164	44.636	202	30.188	210	257	25	1:36.218	20.755	166	45.489	202	29.974	209	254
8	1:35.486	20.866	164	44.583	200	30.037	210	267	26	1:37.792	20.882	164	46.262	195	30.648	208	255
9	1:35.532	20.896	164	44.327	201	30.309	206	269	27	1:35.680	20.762	165	44.752	201	30.166	208	<b>271</b>
10	1:35.601	21.016	165	44.373	201	30.212	208	268	28	1:35.049	20.760	166	44.443	203	29.846	210	257
11	1:36.109	21.110	163	44.797	201	30.202	208	257	29	1:36.749	20.834	167	45.585	201	30.330	208	257
12	1:36.017	21.080	164	44.764	203	30.173	208	258	30	1:36.733	20.757	164	45.116	196	30.860	210	270
13	1:36.112	21.030	163	44.910	200	30.172	207	256	31	1:37.589	20.854	166	45.821	199	30.914	210	270
14	1:36.081	20.956	165	44.900	200	30.225	207	257	32	1:36.528	20.882	165	45.466	201	30.180	208	257
15	1:39.038	21.073	165	44.536	201			269	33	1:36.179	20.965	166	44.887	201	30.327	211	257
16	2:01.638	46.623	163	45.110	201	29.905	207	249	34	1:36.449	20.998	161	45.111	202	30.340	210	256
17	1:35.468	20.969	166	44.649	201	29.850	207	252	35	1:37.158	20.931	163	45.681	198	30.546	208	258
18	1:34.838	20.769	166	44.391	202	29.678	210	255	36	1:37.908	21.033	162	45.859	200	31.016	203	253

**3 Paul Di Resta , Mercedes-AMG C 63 DTM / GBR**

theoretical besttime: 1:34.702

Lap	Time	S1	V1	S2	V2	S3	V3	Vmax	Lap	Time	S1	V1	S2	V2	S3	V3	Vmax
1	1:41.582	26.371	<b>169</b>	45.003	201	30.208	208	256	19	1:35.710	20.807	165	44.883	200	30.020	208	255
2	1:35.393	20.794	168	44.483	200	30.116	205	258	20	1:35.273	20.803	165	44.337	200	30.133	211	<b>270</b>
3	1:35.376	20.822	167	44.399	201	30.155	209	257	21	1:35.501	20.814	166	44.696	201	29.991	210	255
4	1:36.066	20.884	166	44.519	201	30.663	<b>216</b>	257	22	1:35.676	20.912	166	44.599	201	30.165	208	257
5	1:35.503	20.911	167	44.417	200	30.175	211	260	23	1:35.764	20.852	167	44.730	201	30.182	207	256
6	1:35.313	20.988	167	<b>44.202</b>	201	30.123	207	268	24	1:35.911	21.034	165	44.798	<b>203</b>	30.079	206	254
7	1:35.741	20.865	167	44.691	202	30.185	209	257	25	1:36.034	20.989	165	44.809	201	30.236	210	254
8	1:36.580	20.924	165	45.374	200	30.282	208	255	26	1:35.984	20.927	165	44.879	201	30.178	206	256
9	1:36.070	21.019	165	44.823	199	30.228	205	257	27	1:36.074	20.998	166	44.719	201	30.357	208	257
10	1:40.652	21.338	165	45.242	197			257	28	1:36.943	21.022	164	45.462	200	30.459	206	257
11	2:01.276	46.360	165	44.892	200	30.024	203	249	29	1:35.992	21.194	164	44.386	199	30.412	209	270
12	1:35.216	20.931	167	44.465	200	<b>29.820</b>	207	254	30	1:36.830	20.986	165	45.291	200	30.553	208	257
13	1:35.225	<b>20.680</b>	167	44.504	200	30.041	208	254	31	1:37.271	21.115	165	45.369	199	30.787	207	255
14	1:35.456	20.785	166	44.701	198	29.970	207	254	32	1:37.734	21.306	165	45.511	197	30.917	208	258
15	<b>1:35.004</b>	20.700	167	44.367	202	29.937	208	254	33	1:37.513	21.329	165	45.275	197	30.909	209	258
16	1:35.490	20.854	167	44.692	201	29.944	207	254	34	1:37.672	21.471	162	45.371	200	30.830	207	257
17	1:35.416	20.775	165	44.667	202	29.974	208	253	35	1:37.921	21.448	165	45.412	198	31.061	206	257
18	1:35.446	20.827	165	44.671	201	29.948	208	255	36	1:38.541	21.540	165	45.380	200	31.621	207	255

**4 Robin Frijns , Aral Ultimate Audi RS 5 DTM / NLD**

theoretical besttime: 1:34.675

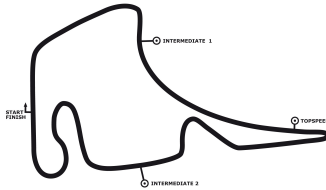
Lap	Time	S1	V1	S2	V2	S3	V3	Vmax	Lap	Time	S1	V1	S2	V2	S3	V3	Vmax
1	1:45.167	28.834	158	45.650	199	30.683	211	256	19	1:36.432	21.097	164	44.899	201	30.436	210	256
2	1:35.897	20.955	165	44.643	199	30.299	210	267	20	1:36.654	21.168	166	45.007	201	30.479	210	255
3	1:36.265	21.045	166	44.705	<b>203</b>	30.515	<b>213</b>	270	21	1:40.463	21.119	162	45.130	199			255
4	1:35.758	20.934	165	44.426	201	30.398	211	268	22	2:03.135	47.247	150	45.609	199	30.279	208	254
5	1:35.700	20.848	166	44.479	199	30.373	213	<b>272</b>	23	1:35.852	20.893	166	44.825	202	30.134	208	254
6	1:35.936	21.025	163	44.476	201	30.435	212	270	24	1:35.769	20.840	<b>167</b>	44.948	201	29.981	209	254
7	1:36.163	21.004	164	44.798	200	30.361	208	258	25	1:36.065	20.687	166	45.265	200	30.113	206	254
8	1:36.068	20.832	164	44.797	201	30.439	211	258	26	1:35.947	20.824	167	45.137	203	29.986	209	256
9	1:36.653	20.996	164	45.056	200	30.601	211	258	27	<b>1:35.052</b>	<b>20.684</b>	166	44.346	203	30.022	210	257
10	1:36.300	21.202	164	44.647	201	30.451	211	266	28	1:35.458	20.928	166	44.744	202	<b>29.786</b>	211	258
11	1:36.393	21.015	165	44.904	201	30.474	210	261	29	1:35.330	20.755	165	44.500	200	30.075	208	257
12	1:36.684	21.383	163	44.867	201	30.434	205	258	30	1:35.418	20.732	165	44.615	200	30.071	211	255
13	1:36.552	21.115	163	44.989	201	30.448	210	257	31	1:35.058	20.825	166	<b>44.205</b>	203	30.028	213	270
14	1:36.333	21.070	164	44.988	199	30.275	209	257	32	1:35.124	20.702	166	44.441	203	29.981	210	257
15	1:36.418	21.194	163	44.907	201	30.317	209	257	33	1:35.631	20.828	165	44.647	199	30.156	210	259
16	1:36.685	21.137	164	45.125	199	30.423	208	254	34	1:35.964	20.940	161	44.908	203	30.116	208	258
17	1:36.507	20.999	164	45.026	202	30.482	208	255	35	1:36.531	20.882	164	45.046	201	30.603	208	272
18	1:36.337	21.013	165	44.988	201	30.336	208	257	36	1:37.461	21.096	165	45.469	203	30.896	210	270

# DTM Hockenheim I

Hockenheimring, length 4574 m

04. - 06.05.2018

DTM



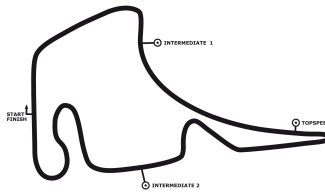
DMSB-Reg.No.: 114/18

## Lap Analysis race 2, 06.05.2018

5 Mattias Ekström, Red Bull Audi RS 5 DTM / SWE											theoretical besttime: 1:34.919						
Lap	Time	S1	V1	S2	V2	S3	V3	Vmax	Lap	Time	S1	V1	S2	V2	S3	V3	Vmax
1	1:47.844	29.461	160	47.032	199	31.351	203	255	19	1:36.669	21.218	165	45.064	198	30.387	208	254
2	1:38.399	21.341	156	46.467	199	30.591	206	249	20	1:36.775	21.164	165	45.052	199	30.559	205	252
3	1:35.636	21.185	165	<b>44.325</b>	201	30.126	207	264	21	1:36.950	21.369	162	45.244	200	30.337	207	251
4	1:35.811	20.982	166	44.535	199	30.294	207	267	22	1:41.753	21.492	161	45.806	197			252
5	1:35.867	21.067	164	44.735	200	30.065	208	254	23	2:02.148	46.306	145	45.666	199	30.176	204	248
6	1:35.527	20.944	165	44.389	201	30.194	208	265	24	1:36.007	21.159	167	44.955	202	29.893	209	249
7	1:36.296	21.133	165	45.021	201	30.142	208	254	25	1:35.587	20.869	165	44.840	202	29.878	208	249
8	1:36.694	21.153	164	45.042	198	30.499	207	253	26	1:35.696	20.845	166	44.795	201	30.056	208	252
9	1:36.869	21.230	164	45.133	198	30.506	207	254	27	<b>1:35.114</b>	<b>20.810</b>	167	44.520	<b>203</b>	<b>29.784</b>	<b>210</b>	254
10	1:36.417	21.221	164	44.799	199	30.397	204	265	28	1:35.161	20.816	167	44.435	202	29.910	209	255
11	1:36.810	21.301	164	45.142	198	30.367	208	257	29	1:36.260	20.973	<b>168</b>	44.930	199	30.357	207	267
12	1:37.172	21.477	163	45.159	200	30.536	201	254	30	1:35.567	20.860	166	44.908	199	29.799	208	252
13	1:36.528	21.274	163	44.826	199	30.428	205	266	31	1:35.472	20.885	166	44.753	202	29.834	208	252
14	1:36.553	21.188	165	45.115	198	30.250	209	253	32	1:35.530	20.918	166	44.668	203	29.944	207	254
15	1:36.634	21.298	165	45.122	199	30.214	207	252	33	1:35.610	20.972	165	44.686	201	29.952	208	254
16	1:36.668	21.106	164	45.116	202	30.446	206	250	34	1:35.917	20.923	165	44.906	201	30.088	209	254
17	1:36.630	21.109	165	45.177	200	30.344	207	250	35	1:35.719	20.964	166	44.675	202	30.080	208	256
18	1:36.901	21.134	165	45.270	199	30.497	206	254	36	1:36.024	20.968	167	44.780	199	30.276	208	<b>268</b>

7 Bruno Spengler, BMW Bank M4 DTM / CAN											theoretical besttime: 1:34.698						
Lap	Time	S1	V1	S2	V2	S3	V3	Vmax	Lap	Time	S1	V1	S2	V2	S3	V3	Vmax
1	1:46.563	29.580	164	46.166	198	30.817	207	249	19	1:36.335	21.003	166	44.984	201	30.348	208	253
2	1:36.070	21.224	164	44.650	200	30.196	210	262	20	1:40.061	20.897	166	44.933	202			253
3	1:35.955	20.920	166	44.460	202	30.575	210	266	21	2:00.585	45.178	158	45.399	201	30.008	208	248
4	1:35.851	21.205	166	44.292	202	30.354	207	<b>269</b>	22	<b>1:34.883</b>	20.684	166	44.324	202	<b>29.875</b>	209	255
5	1:35.893	20.948	168	44.649	201	30.296	208	258	23	1:34.935	<b>20.620</b>	167	44.345	203	29.970	208	254
6	1:35.939	20.956	166	44.745	201	30.238	208	258	24	1:35.000	20.623	167	44.393	<b>204</b>	29.984	209	252
7	1:36.263	21.027	166	44.854	201	30.382	209	256	25	1:35.175	20.639	<b>169</b>	44.478	204	30.058	207	252
8	1:36.327	21.033	167	44.926	201	30.368	208	256	26	1:35.556	20.708	167	44.665	204	30.183	209	255
9	1:36.505	21.125	166	44.931	201	30.449	208	256	27	1:35.640	20.766	169	44.587	203	30.287	209	257
10	1:36.849	21.203	166	45.051	201	30.595	208	257	28	1:35.133	20.998	167	<b>44.203</b>	203	29.932	210	268
11	1:36.883	21.370	166	45.003	201	30.510	205	259	29	1:35.223	20.737	168	44.471	203	30.015	<b>211</b>	257
12	1:37.318	21.203	165	45.153	200	30.962	206	258	30	1:35.680	20.770	168	44.719	203	30.191	209	255
13	1:36.701	21.126	166	44.990	199	30.585	209	269	31	1:35.186	20.836	168	44.399	203	29.951	209	266
14	1:36.424	21.091	166	44.923	201	30.410	208	267	32	1:35.481	20.803	166	44.616	203	30.062	209	257
15	1:36.053	21.007	165	44.671	201	30.375	208	267	33	1:35.844	20.721	168	44.778	202	30.345	210	268
16	1:36.692	20.962	165	45.134	201	30.596	206	251	34	1:35.563	20.968	168	44.445	203	30.150	207	267
17	1:36.591	20.986	165	45.142	201	30.463	208	251	35	1:35.758	20.767	167	44.816	203	30.175	209	256
18	1:36.588	21.096	165	45.061	201	30.431	210	254	36	1:35.426	20.983	168	44.339	204	30.104	210	267

11 Marco Wittmann, BMW Driving Experience M4 DTM / DEU											theoretical besttime: 1:34.857						
Lap	Time	S1	V1	S2	V2	S3	V3	Vmax	Lap	Time	S1	V1	S2	V2	S3	V3	Vmax
1	1:44.778	28.531	156	45.680	198	30.567	203	256	19	1:35.282	20.758	165	44.615	202	29.909	210	252
2	1:35.860	20.938	164	44.640	202	30.282	208	265	20	1:35.836	20.956	164	44.768	201	30.112	207	251
3	1:36.297	21.150	165	44.887	200	30.260	208	268	21	1:35.687	20.855	165	44.797	201	30.035	209	251
4	1:35.707	20.932	165	44.500	199	30.275	209	<b>269</b>	22	1:35.642	20.875	165	44.700	200	30.067	208	252
5	1:35.841	20.951	164	44.552	199	30.338	209	269	23	1:35.323	20.913	166	<b>44.325</b>	201	30.085	206	267
6	1:35.834	20.948	163	44.584	199	30.302	<b>217</b>	269	24	1:35.770	20.871	165	44.812	203	30.087	208	249
7	1:35.917	20.968	164	44.654	200	30.295	212	266	25	1:36.139	20.906	165	44.976	202	30.257	207	248
8	1:36.204	20.987	162	44.755	198	30.462	212	265	26	1:36.086	20.927	165	44.961	203	30.198	205	251
9	1:36.765	20.985	164	45.298	199	30.482	211	251	27	1:36.584	20.912	165	45.375	200	30.297	207	252
10	1:37.586	21.269	164	45.537	199	30.780	208	253	28	1:35.370	20.916	165	44.328	202	30.126	213	267
11	1:36.623	21.363	164	44.720	201	30.540	210	268	29	1:35.756	21.042	164	44.598	201	30.116	212	267
12	1:37.459	21.180	164	45.739	201	30.540	206	253	30	1:36.062	20.851	163	44.963	201	30.248	208	252
13	1:40.711	21.175	163	45.357	201			252	31	1:36.560	20.916	165	45.364	201	30.280	210	252
14	2:02.590	46.502	157	45.762	198	30.326	205	246	32	1:35.918	20.998	166	44.715	<b>204</b>	30.205	208	254
15	1:35.676	20.891	<b>166</b>	44.721	201	30.064	207	249	33	1:36.098	21.054	165	44.809	200	30.235	209	255
16	1:35.319	20.768	165	44.642	203	29.909	208	249	34	1:36.380	21.031	165	45.016	202	30.333	208	254
17	1:35.273	<b>20.752</b>	165	44.741	202	<b>29.780</b>	208	250	35	1:37.027	21.116	165	45.464	199	30.447	208	254
18	<b>1:35.248</b>	20.787	164	44.647	201	29.814	209	252	36	1:37.449	21.104	165	45.627	201	30.718	210	251



**Lap Analysis race 2, 06.05.2018**

15 Augusto Farfus , Shell BMW M4 DTM / BRA									theoretical besttime: 1:34.711								
Lap	Time	S1	V1	S2	V2	S3	V3	Vmax	Lap	Time	S1	V1	S2	V2	S3	V3	Vmax
1	1:46.201	28.663	160	46.879	196	30.659	207	252	19	1:35.334	20.909	166	44.617	203	29.808	210	251
2	1:35.915	21.124	164	44.514	200	30.277	204	266	20	1:35.289	<b>20.765</b>	166	44.624	201	29.900	207	251
3	1:36.128	20.965	166	44.387	201	30.776	212	267	21	1:35.392	20.773	166	44.676	202	29.943	209	251
4	1:35.766	21.018	165	44.255	201	30.493	209	269	22	1:35.298	20.867	166	44.535	201	29.896	211	253
5	1:35.807	20.923	166	44.376	200	30.508	<b>213</b>	269	23	1:35.685	20.940	166	44.630	203	30.115	206	252
6	1:35.950	21.040	165	44.456	200	30.454	212	<b>270</b>	24	1:35.764	20.948	165	44.622	202	30.194	208	252
7	1:36.329	21.081	162	44.811	201	30.437	211	267	25	1:35.966	21.018	164	44.624	203	30.324	210	253
8	1:36.292	20.991	165	44.849	200	30.452	210	266	26	1:35.428	20.905	167	44.300	203	30.223	211	265
9	1:36.365	21.128	163	44.616	200	30.621	210	267	27	1:35.201	20.947	166	<b>44.217</b>	203	30.037	212	268
10	1:36.972	21.133	165	45.057	201	30.782	207	255	28	1:35.469	20.845	166	44.681	202	29.943	208	254
11	1:36.821	21.408	164	44.905	201	30.508	208	257	29	1:35.659	20.952	166	44.809	203	29.898	209	252
12	1:37.327	21.262	164	45.356	199	30.709	206	254	30	1:35.708	20.829	167	44.838	203	30.041	208	251
13	1:36.591	21.130	165	44.984	201	30.477	208	254	31	1:35.788	20.852	166	44.919	<b>204</b>	30.017	208	251
14	1:36.403	21.091	166	45.106	201	30.206	208	252	32	1:35.703	20.910	166	44.760	204	30.033	207	253
15	1:41.240	21.137	164	45.639	200			252	33	1:36.017	20.873	166	44.926	201	30.218	209	255
16	2:01.453	45.777	157	45.599	202	30.077	205	247	34	1:36.998	21.088	165	45.471	202	30.439	210	254
17	1:35.241	20.789	<b>167</b>	44.700	201	29.752	209	249	35	1:35.879	21.056	165	44.574	201	30.249	212	269
18	<b>1:35.056</b>	20.809	167	44.518	203	<b>29.729</b>	210	252	36	1:36.897	20.923	165	44.557	201	31.417	208	268

16 Timo Glock , DEUTSCHE POST BMW M4 DTM / DEU									theoretical besttime: 1:34.494								
Lap	Time	S1	V1	S2	V2	S3	V3	Vmax	Lap	Time	S1	V1	S2	V2	S3	V3	Vmax
1	1:39.868	25.093	165	44.993	201	29.782	204	249	19	1:35.213	20.631	164	44.804	201	29.778	210	252
2	1:35.288	20.697	164	44.866	201	<b>29.725</b>	<b>213</b>	249	20	<b>1:34.858</b>	<b>20.390</b>	166	44.688	202	29.780	208	252
3	1:35.570	20.846	165	44.954	202	29.770	211	252	21	1:35.244	20.513	166	44.743	202	29.988	208	251
4	1:35.064	20.672	164	44.660	202	29.732	204	251	22	1:35.235	20.814	<b>168</b>	44.391	201	30.030	207	264
5	1:35.058	20.568	164	44.755	200	29.735	206	252	23	1:36.233	20.584	166	45.521	201	30.128	208	253
6	1:35.240	20.746	165	44.707	201	29.787	208	252	24	1:35.904	20.729	166	45.149	203	30.026	208	267
7	1:35.678	20.700	163	44.939	<b>203</b>	30.039	210	250	25	1:36.083	20.585	165	45.155	201	30.343	207	266
8	1:35.736	20.643	164	45.030	201	30.063	209	249	26	1:36.637	20.746	164	45.657	196	30.234	208	266
9	1:35.768	20.821	164	44.964	201	29.983	211	251	27	1:36.839	20.492	167	45.876	201	30.471	208	254
10	1:35.678	20.696	165	44.806	202	30.176	204	253	28	1:35.055	20.702	163	<b>44.379</b>	201	29.974	208	<b>268</b>
11	1:36.077	20.868	163	45.045	200	30.164	205	254	29	1:35.323	20.749	165	44.590	198	29.984	208	268
12	1:35.938	20.851	163	44.941	201	30.146	205	252	30	1:37.038	20.722	164	45.908	194	30.408	207	253
13	1:36.223	20.835	161	45.101	200	30.287	206	252	31	1:37.329	20.709	163	46.308	198	30.312	207	252
14	1:39.977	20.746	164	45.094	200			252	32	1:36.362	20.720	165	45.159	202	30.483	201	253
15	2:02.072	46.599	161	45.327	201	30.146	202	243	33	1:36.102	21.012	164	45.014	200	30.076	208	253
16	1:35.449	20.819	167	44.736	202	29.894	206	249	34	1:36.243	20.861	161	45.076	201	30.306	209	252
17	1:35.172	20.591	166	44.736	201	29.845	206	249	35	1:36.252	20.766	165	45.023	201	30.463	209	254
18	1:35.358	20.706	165	44.724	201	29.928	210	252	36	1:36.903	20.909	163	45.260	200	30.734	183	252

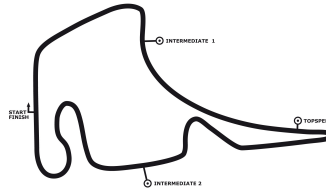
22 Lucas Auer , Mercedes-AMG C 63 DTM / AUT									theoretical besttime: 1:34.639								
Lap	Time	S1	V1	S2	V2	S3	V3	Vmax	Lap	Time	S1	V1	S2	V2	S3	V3	Vmax
1	1:41.199	25.922	167	45.116	200	30.161	209	255	19	1:40.244	21.123	166	44.813	201			254
2	1:35.275	20.900	167	44.313	201	30.062	208	269	20	2:15.035	58.015	161	46.537	200	30.483	207	251
3	1:35.451	20.824	168	44.421	201	30.206	<b>214</b>	269	21	1:35.237	20.914	167	<b>44.103</b>	202	30.220	207	262
4	1:35.397	20.807	167	44.727	199	<b>29.863</b>	212	<b>270</b>	22	1:35.798	21.038	168	44.467	201	30.293	208	254
5	<b>1:35.077</b>	<b>20.673</b>	166	44.529	202	29.875	208	255	23	1:35.760	20.832	168	44.598	201	30.330	209	270
6	1:35.286	20.772	167	44.524	202	29.990	209	255	24	1:35.761	20.774	<b>169</b>	44.859	202	30.128	209	269
7	1:35.728	20.884	166	44.703	<b>203</b>	30.141	211	254	25	1:36.161	20.768	167	44.992	198	30.401	210	267
8	1:35.787	20.865	166	44.861	201	30.061	207	253	26	1:35.928	20.753	168	44.863	201	30.312	208	268
9	1:35.542	20.826	167	44.572	203	30.144	208	255	27	1:35.201	20.810	167	44.245	201	30.146	208	267
10	1:35.923	20.921	166	44.731	203	30.271	207	256	28	1:35.490	20.875	166	44.399	201	30.216	208	269
11	1:36.218	21.123	166	44.748	201	30.347	206	256	29	1:35.736	20.985	167	44.441	200	30.310	212	268
12	1:36.229	21.128	166	44.658	203	30.443	208	256	30	1:36.016	20.877	167	44.905	203	30.234	208	254
13	1:36.333	21.059	165	44.815	200	30.459	206	255	31	1:36.920	21.011	167	45.382	201	30.537	207	254
14	1:36.227	20.960	167	44.790	201	30.477	209	256	32	1:36.294	21.048	168	44.786	202	30.460	208	256
15	1:37.620	21.115	166	45.845	200	30.660	208	254	33	1:36.323	21.114	166	44.817	201	30.392	210	256
16	1:36.577	21.082	166	45.059	202	30.436	208	252	34	1:36.935	21.152	166	45.133	201	30.650	209	256
17	1:36.625	21.102	166	44.956	201	30.567	207	252	35	1:37.133	21.258	166	45.067	200	30.808	206	257
18	1:36.441	21.083	166	44.855	202	30.503	210	254	36	1:37.263	21.319	167	45.035	201	30.909	207	254

# DTM Hockenheim I

Hockenheimring, length 4574 m

04. - 06.05.2018

DTM



DMSB-Reg.No.: 114/18

## Lap Analysis race 2, 06.05.2018

### 23 Daniel Juncadella , Mercedes-AMG C 63 DTM / ESP

theoretical besttime: 1:34.680

Lap	Time	S1	V1	S2	V2	S3	V3	Vmax	Lap	Time	S1	V1	S2	V2	S3	V3	Vmax
1	1:48.528	33.049	165	45.034	201	30.445	205	252	19	1:36.239	21.043	166	45.039	201	30.157	210	255
2	1:37.224	21.160	165	45.780	199	30.284	206	255	20	1:36.516	21.093	164	45.141	200	30.282	210	256
3	1:35.503	20.860	166	44.536	200	30.107	<b>215</b>	<b>268</b>	21	1:37.147	20.993	165	45.782	200	30.372	208	249
4	1:35.199	21.094	167	<b>44.198</b>	202	29.907	211	267	22	1:36.408	21.364	165	44.853	201	30.191	208	256
5	1:35.449	20.856	166	44.647	202	29.946	207	255	23	1:36.645	21.131	165	45.158	201	30.356	208	255
6	1:35.759	20.944	165	44.658	201	30.157	209	257	24	1:36.488	21.192	165	45.007	203	30.289	208	254
7	1:36.223	20.955	165	44.988	201	30.280	209	255	25	1:36.625	21.096	165	45.070	202	30.459	207	255
8	1:40.337	20.898	165	44.973	199			267	26	1:36.545	21.156	164	44.963	202	30.426	210	255
9	2:09.533	54.147	159	45.324	201	30.062	208	249	27	1:36.400	21.096	166	44.968	201	30.336	210	257
10	<b>1:34.926</b>	<b>20.694</b>	167	44.444	202	<b>29.788</b>	208	254	28	1:36.430	21.044	165	44.959	201	30.427	210	256
11	1:35.174	20.823	167	44.533	202	29.818	208	254	29	1:37.808	21.184	164	45.377	200	31.247	209	257
12	1:35.078	20.722	<b>168</b>	44.534	<b>203</b>	29.822	209	254	30	1:36.821	21.288	163	45.019	200	30.514	211	268
13	1:35.423	20.877	167	44.636	203	29.910	209	255	31	1:37.053	21.232	164	45.217	201	30.604	209	255
14	1:35.792	20.965	165	44.783	201	30.044	208	255	32	1:36.892	21.184	164	45.147	201	30.561	211	257
15	1:35.665	20.893	164	44.739	203	30.033	210	254	33	1:36.960	21.236	165	45.035	201	30.689	210	257
16	1:36.500	20.971	163	45.303	201	30.226	210	255	34	1:37.059	21.262	165	45.126	202	30.671	208	255
17	1:35.852	21.059	165	44.525	201	30.268	210	267	35	1:36.882	21.182	165	45.089	201	30.611	208	256
18	1:36.629	21.109	165	45.376	201	30.144	209	255	36	1:37.348	21.291	166	45.277	200	30.780	208	254

### 25 Philipp Eng , SAMSUNG BMW M4 DTM / AUT

theoretical besttime: 1:34.448

Lap	Time	S1	V1	S2	V2	S3	V3	Vmax	Lap	Time	S1	V1	S2	V2	S3	V3	Vmax
1	1:47.090	29.235	160	46.880	196	30.975	207	256	19	1:41.221	21.326	164	45.162	199			252
2	1:36.188	21.020	165	45.020	200	30.148	208	254	20	2:01.817	46.478	160	45.405	198	29.934	207	247
3	1:35.732	20.802	165	44.510	199	30.420	209	267	21	<b>1:34.830</b>	<b>20.606</b>	167	44.409	201	29.815	209	250
4	1:36.065	21.117	166	44.451	200	30.497	205	269	22	1:35.668	20.773	167	44.672	201	30.223	209	255
5	1:35.817	20.863	165	44.681	199	30.273	211	267	23	1:34.912	21.070	<b>167</b>	<b>44.053</b>	<b>203</b>	<b>29.789</b>	<b>213</b>	265
6	1:36.230	21.094	162	44.672	200	30.464	211	267	24	1:35.180	20.695	<b>168</b>	44.556	203	29.929	211	253
7	1:36.203	20.838	164	44.974	201	30.391	210	254	25	1:36.012	20.821	166	44.377	200	30.814	210	265
8	1:37.460	20.881	165	45.839	198	30.740	206	254	26	1:35.802	20.758	167	44.647	200	30.397	209	269
9	1:36.207	20.861	164	45.018	200	30.328	205	252	27	1:35.398	20.831	166	44.177	202	30.390	210	<b>271</b>
10	1:36.535	20.816	165	45.249	199	30.470	204	254	28	1:35.358	20.765	165	44.397	202	30.196	210	258
11	1:36.559	20.866	164	45.065	199	30.628	206	256	29	1:35.800	20.954	166	44.618	202	30.228	209	257
12	1:36.700	21.009	164	44.898	199	30.793	207	267	30	1:35.840	20.724	166	44.921	200	30.195	209	257
13	1:37.065	21.216	163	45.283	198	30.566	207	257	31	1:35.355	20.937	167	44.454	201	29.964	212	266
14	1:36.500	20.979	165	44.912	197	30.609	210	267	32	1:35.768	20.932	165	44.748	203	30.088	209	254
15	1:36.417	20.949	164	44.867	197	30.601	208	267	33	1:35.810	20.809	165	44.753	201	30.248	208	255
16	1:37.504	21.041	163	45.753	199	30.710	204	252	34	1:36.309	20.883	165	45.061	199	30.365	208	256
17	1:36.667	20.901	165	45.235	201	30.531	205	251	35	1:36.584	20.997	165	45.169	199	30.418	209	257
18	1:36.889	20.989	164	45.280	198	30.620	207	254	36	1:36.878	21.023	167	45.208	199	30.647	205	255

### 28 Loic Duval , Audi Sport RS 5 DTM / FRA

theoretical besttime: 1:34.667

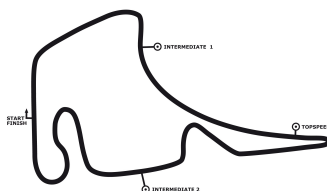
Lap	Time	S1	V1	S2	V2	S3	V3	Vmax	Lap	Time	S1	V1	S2	V2	S3	V3	Vmax
1	1:43.964	28.272	162	45.553	199	30.139	210	255	19	1:35.127	20.796	166	44.522	203	29.809	212	253
2	1:36.085	20.892	163	44.834	200	30.359	208	254	20	<b>1:34.813</b>	20.596	<b>167</b>	44.474	203	<b>29.743</b>	208	254
3	1:36.363	21.297	165	44.572	198	30.494	208	<b>268</b>	21	1:35.039	<b>20.553</b>	165	44.615	203	29.871	210	255
4	1:35.696	20.879	165	44.458	201	30.359	<b>212</b>	267	22	1:35.149	20.814	165	44.512	201	29.823	209	255
5	1:35.704	21.005	166	<b>44.371</b>	201	30.328	210	267	23	1:35.317	20.713	166	44.637	202	29.967	209	255
6	1:35.594	20.895	165	44.704	202	29.995	208	257	24	1:35.349	20.772	165	44.713	<b>204</b>	29.864	208	253
7	1:35.855	20.867	163	44.874	203	30.114	207	254	25	1:35.588	20.727	166	44.714	202	30.147	208	252
8	1:36.065	20.975	164	44.903	202	30.187	208	252	26	1:35.797	20.837	164	44.926	203	30.034	210	255
9	1:36.315	21.002	164	44.931	201	30.382	203	255	27	1:35.361	20.690	165	44.655	203	30.016	209	256
10	1:37.364	20.954	165	45.013	200	31.397	204	268	28	1:35.383	20.827	164	44.589	202	29.967	212	256
11	1:36.682	21.266	164	44.915	201	30.501	204	257	29	1:35.649	20.856	164	44.803	201	29.990	208	257
12	1:36.005	20.980	163	44.642	202	30.383	208	267	30	1:35.657	20.737	164	44.813	201	30.107	208	255
13	1:36.444	21.047	160	45.204	202	30.193	204	254	31	1:36.316	20.825	165	44.985	200	30.506	209	258
14	1:36.039	20.978	162	44.948	203	30.113	208	254	32	1:36.466	21.331	162	44.821	203	30.314	209	268
15	1:40.360	21.108	163	45.179	202			254	33	1:35.811	21.015	164	44.513	201	30.283	211	266
16	2:00.469	44.794	160	45.527	200	30.148	203	246	34	1:35.784	20.956	165	44.621	203	30.207	209	266
17	1:35.258	20.748	166	44.730	202	29.780	208	250	35	1:36.759	20.896	164	44.952	202	30.911	207	258
18	1:35.216	20.809	166	44.579	203	29.828	211	253	36	1:37.078	20.954	165	44.795	202	31.329	207	267

# DTM Hockenheim I

Hockenheimring, length 4574 m

04. - 06.05.2018

DTM



## Lap Analysis race 2, 06.05.2018

DMSB-Reg.No.: 114/18

### 33 René Rast , Audi Sport RS 5 DTM / DEU

theoretical besttime: 1:34.536

Lap	Time	S1	V1	S2	V2	S3	V3	Vmax	Lap	Time	S1	V1	S2	V2	S3	V3	Vmax
1	1:40.789	25.679	165	45.097	201	30.013	204	253	19	1:35.439	20.891	166	44.544	202	30.004	209	254
2	1:35.144	20.910	165	44.383	201	29.851	208	266	20	1:35.287	20.837	166	44.649	202	<b>29.801</b>	209	255
3	1:35.441	20.784	165	44.651	203	30.006	<b>213</b>	265	21	1:35.060	<b>20.648</b>	166	44.513	202	29.899	210	254
4	1:36.693	20.788	166	45.480	199	30.425	208	254	22	<b>1:34.939</b>	20.838	166	<b>44.087</b>	201	30.014	212	269
5	1:35.319	20.786	165	44.395	200	30.138	208	267	23	1:35.303	20.737	166	44.595	201	29.971	207	255
6	1:35.282	20.704	165	44.641	202	29.937	208	255	24	1:35.263	20.783	165	44.532	<b>204</b>	29.948	208	253
7	1:36.273	20.919	165	44.398	203	30.213	210	267	25	1:35.580	20.767	166	44.636	203	30.177	208	252
8	1:35.911	20.852	165	44.873	200	30.186	206	253	26	1:35.723	20.899	165	44.746	203	30.078	209	255
9	1:35.874	21.004	164	44.444	202	30.426	206	269	27	1:35.537	20.798	<b>167</b>	44.662	203	30.077	208	256
10	1:36.948	21.260	165	45.251	201	30.437	207	255	28	1:35.273	20.821		44.456	202	29.996	210	257
11	1:36.273	21.233	164	44.552	200	30.488	212	269	29	1:35.759	21.003	166	44.645	201	30.111	210	257
12	1:36.022	21.197	164	44.464	202	30.361	208	269	30	1:35.895	20.810		44.662	203	30.423	209	257
13	1:36.453	21.114	164	44.922	201	30.417	206	255	31	1:35.714	21.032		44.417	203	30.265	210	268
14	1:36.396	21.022	164	45.085	201	30.289	208	255	32	1:37.063	20.969	166	44.946	201	31.148	206	258
15	1:36.666	21.162	163	45.130	201	30.374	208	255	33	1:36.044	21.065	165	44.629	199	30.350	209	270
16	1:40.642	21.070	163	45.123	202			254	34	1:37.305	20.992	165	45.753	203	30.560	204	262
17	2:03.003	46.642	151	46.043	200	30.318	207	249	35	1:36.236	21.017	165	44.610	201	30.609	212	<b>272</b>
18	1:35.440	20.908	166	44.637	201	29.895	209	254	36	1:37.670	21.091	166	45.592	200	30.987	196	259

### 47 Joel Eriksson , BMW M4 DTM / SWE

theoretical besttime: 1:34.666

Lap	Time	S1	V1	S2	V2	S3	V3	Vmax	Lap	Time	S1	V1	S2	V2	S3	V3	Vmax
1	1:42.307	26.269	165	45.677	199	30.361	206	252	19	1:34.936	20.506	166	44.582	202	29.848	210	252
2	1:36.740	20.678	166	45.548	194	30.514	207	266	20	1:34.958	20.483	167	44.664	199	29.811	209	254
3	1:36.437	20.758	165	45.540	200	30.139	210	255	21	1:34.998	20.486	169	44.637	201	29.875	209	253
4	1:35.147	20.668	165	44.534	201	29.945	209	267	22	1:35.131	20.634	166	44.658	200	29.839	210	254
5	1:35.320	20.654	166	44.771	199	29.895	208	254	23	1:35.239	20.541	167	44.672	202	30.026	207	254
6	1:35.494	20.717	166	44.759	201	30.018	206	255	24	1:35.766	20.751	165	44.981	203	30.034	207	251
7	1:35.877	20.772	165	45.067	201	30.038	<b>211</b>	252	25	1:35.755	20.679	167	44.829	203	30.247	207	252
8	1:36.093	20.795	165	45.135	198	30.163	211	252	26	1:35.908	20.873	167	44.858	202	30.177	209	253
9	1:37.190	20.814	163	45.916	195	30.460	206	254	27	1:35.660	20.747	167	44.795	202	30.118	208	255
10	1:37.507	20.885	164	45.845	197	30.777	206	256	28	1:35.420	20.699	165	44.635	200	30.086	210	<b>270</b>
11	1:37.000	20.880	166	45.660	200	30.460	207	255	29	1:35.583	20.801	168	44.731	198	30.051	209	254
12	1:39.946	21.000	164	44.803	201			266	30	1:35.676	20.702	165	44.799	202	30.175	208	254
13	2:01.109	45.553	158	45.561	200	29.995	206	249	31	1:37.190	20.768	166	45.256	199	31.166	207	267
14	1:35.037	20.555	<b>170</b>	44.584	199	29.898	207	252	32	1:37.755	20.910	165	45.616	193	31.229	208	269
15	<b>1:34.666</b>	<b>20.480</b>	168	<b>44.470</b>	<b>203</b>	<b>29.716</b>	206	251	33	1:35.832	20.957	165	44.631	200	30.244	210	269
16	1:34.980	20.592	167	44.610	203	29.778	209	250	34	1:36.083	20.859	165	44.748	201	30.476	209	267
17	1:35.445	20.878	169	44.674	202	29.893	209	254	35	1:37.282	21.096	165	44.925	201	31.261	208	270
18	1:34.885	20.541	167	44.608	201	29.736	210	253	36	1:37.196	20.865	165	45.243	199	31.088	208	267

### 48 Edoardo Mortara , Mercedes-AMG C 63 DTM / CHE

theoretical besttime: 1:39.018

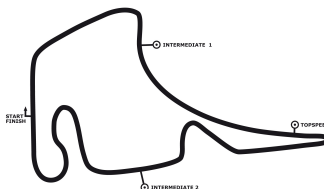
Lap	Time	S1	V1	S2	V2	S3	V3	Vmax	Lap	Time	S1	V1	S2	V2	S3	V3	Vmax
1	1:47.448	29.956	<b>165</b>	46.291	<b>198</b>	<b>31.201</b>	<b>208</b>	252	2	1:55.484	<b>21.605</b>	152	<b>46.212</b>	196			<b>264</b>

# DTM Hockenheim I

Hockenheimring, length 4574 m

04. - 06.05.2018

DTM



## Lap Analysis race 2, 06.05.2018

DMSB-Reg.No.: 114/18

### 51 Nico Müller , Castrol EDGE Audi RS 5 DTM / CHE

theoretical besttime: 1:34.842

Lap	Time	S1	V1	S2	V2	S3	V3	Vmax	Lap	Time	S1	V1	S2	V2	S3	V3	Vmax
1	1:45.758	28.982	162	46.335	197	30.441	208	260	19	1:35.775	20.849	165	44.940	201	29.986	210	254
2	1:35.787	20.967	164	44.545	201	30.275	206	265	20	1:35.893	20.905	164	44.911	200	30.077	208	254
3	1:36.333	20.912	166	44.666	202	30.755	209	267	21	1:35.644	20.774	165	44.802	203	30.068	207	253
4	1:35.723	20.925	165	<b>44.327</b>	201	30.471	209	267	22	1:35.857	20.861	<b>167</b>	44.842	201	30.154	208	254
5	1:35.720	20.826	165	44.428	202	30.466	210	269	23	1:36.909	21.097	165	45.294	203	30.518	207	254
6	1:36.003	20.961	165	44.517	202	30.525	210	<b>270</b>	24	1:35.785	20.905	164	44.592	203	30.288	207	267
7	1:36.233	20.864	165	45.079	203	30.290	208	255	25	1:36.006	20.965	165	44.559	203	30.482	210	266
8	1:36.282	20.867	166	45.164	201	30.251	<b>211</b>	254	26	1:36.818	21.010	164	45.366	202	30.442	208	253
9	1:36.568	21.044	164	44.887	201	30.637	210	269	27	1:36.204	20.957	165	44.898	203	30.349	208	257
10	1:37.050	21.133	164	44.895	202	31.022	206	268	28	1:36.709	20.992	166	45.292	202	30.425	209	255
11	1:36.602	21.215	164	44.807	201	30.580	210	270	29	1:36.565	21.082	164	45.145	202	30.338	210	255
12	1:41.252	21.181	163	45.654	201			270	30	1:36.201	20.890	165	45.046	200	30.265	207	253
13	2:00.745	45.442	160	45.369	201	29.934	206	249	31	1:36.832	20.945	165	45.466	201	30.421	207	254
14	1:36.129	21.076	166	44.805	201	30.248	207	251	32	1:36.042	20.934	166	44.865	<b>204</b>	30.243	210	255
15	<b>1:35.362</b>	20.877	165	44.664	203	<b>29.821</b>	208	251	33	1:36.359	20.996	165	44.944	200	30.419	209	256
16	1:35.393	<b>20.694</b>	166	44.786	203	29.913	208	252	34	1:36.447	20.970	164	45.150	202	30.327	209	255
17	1:35.751	20.758	166	44.897	202	30.096	207	252	35	1:36.725	21.021	165	45.173	201	30.531	208	257
18	1:35.662	20.887	166	44.725	202	30.050	208	254	36	1:36.801	21.030	166	45.228	201	30.543	209	255

### 53 Jamie Green , Hoffmann Group Audi RS 5 DTM / GBR

theoretical besttime: 1:34.956

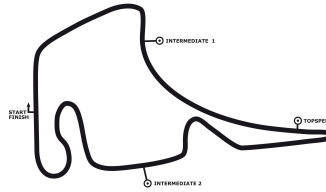
Lap	Time	S1	V1	S2	V2	S3	V3	Vmax	Lap	Time	S1	V1	S2	V2	S3	V3	Vmax
1	1:48.153	29.773	163	47.029	198	31.351	201	255	19	2:01.863	45.741	161	45.730	198	30.392	208	243
2	1:36.710	21.224	164	45.347	199	30.139	203	258	20	1:36.616	21.314	166	44.948	199	30.354	206	247
3	1:35.920	21.029	165	44.758	201	30.133	206	252	21	1:35.496	20.970	167	44.564	200	29.962	208	248
4	1:36.517	21.341	<b>167</b>	44.888	200	30.288	205	253	22	1:35.647	20.998	166	44.708	200	29.941	206	250
5	1:35.565	21.037	165	<b>44.376</b>	200	30.152	202	265	23	1:35.744	21.229	167	44.557	202	29.958	206	250
6	1:35.730	20.977	165	44.397	201	30.356	203	<b>266</b>	24	1:35.800	21.092	165	44.703	<b>203</b>	30.005	207	248
7	1:36.127	21.060	164	44.722	199	30.345	<b>211</b>	264	25	1:35.787	21.104	166	44.671	201	30.012	207	248
8	1:36.902	21.106	164	45.282	200	30.514	204	262	26	1:35.778	20.987	164	44.742	203	30.049	208	251
9	1:36.434	21.216	164	44.748	199	30.470	205	264	27	1:35.400	20.851	166	44.528	203	30.021	210	252
10	1:36.715	21.191	165	45.165	201	30.359	205	252	28	1:35.844	20.768	165	44.525	200	30.551	207	266
11	1:36.960	21.323	164	45.131	201	30.506	204	253	29	1:35.489	21.075	165	44.490	199	29.924	210	266
12	1:37.078	21.323	163	45.232	201	30.523	204	251	30	<b>1:35.269</b>	<b>20.730</b>	166	44.689	203	<b>29.850</b>	207	249
13	1:37.755	21.262	163	45.853	199	30.640	204	251	31	1:35.504	20.901	166	44.663	203	29.940	209	250
14	1:36.793	21.207	163	44.942	198	30.644	205	266	32	1:35.508	20.955	166	44.530	202	30.023	206	252
15	1:37.297	21.139	163	45.689	198	30.469	205	253	33	1:36.040	20.982	166	44.832	202	30.226	207	252
16	1:37.475	21.509	163	45.379	200	30.587	203	249	34	1:35.969	21.136	166	44.700	202	30.133	206	249
17	1:37.316	21.403	164	45.475	200	30.438	206	248	35	1:36.077	21.165	165	44.776	201	30.136	207	253
18	1:41.197	21.418	163	45.300	199			251	36	1:37.445	21.086	166	45.682	199	30.677	208	251

### 94 Pascal Wehrlein , Mercedes-AMG C 63 DTM / DEU

theoretical besttime: 1:34.609

Lap	Time	S1	V1	S2	V2	S3	V3	Vmax	Lap	Time	S1	V1	S2	V2	S3	V3	Vmax
1	1:43.476	27.868	163	45.559	200	30.049	208	254	19	2:02.348	47.020	158	45.252	200	30.076	207	250
2	1:36.364	20.893	164	44.526	201	30.945	206	269	20	1:35.222	20.924	163	44.543	201	<b>29.755</b>	210	252
3	1:36.158	20.996	165	44.820	199	30.342	209	270	21	<b>1:34.920</b>	<b>20.584</b>	<b>166</b>	44.441	202	29.895	<b>213</b>	252
4	1:35.743	20.742	163	44.559	200	30.442	208	270	22	1:35.048	20.710	166	44.358	203	29.980	209	255
5	1:35.574	20.869	165	44.477	201	30.228	207	270	23	1:35.084	20.672	166	44.448	<b>204</b>	29.964	207	255
6	1:35.434	20.831	163	44.365	202	30.238	209	270	24	1:35.067	20.775	166	44.425	204	29.867	210	252
7	1:35.814	20.911	164	44.691	202	30.212	208	268	25	1:35.468	20.847	166	44.624	204	29.997	210	252
8	1:36.032	20.967	165	44.878	201	30.187	207	254	26	1:35.478	20.829	165	44.678	203	29.971	209	254
9	1:36.432	20.936	163	44.942	200	30.554	211	256	27	1:35.461	20.775	165	44.537	202	30.149	210	257
10	1:37.502	21.049	164	45.402	199	31.051	208	269	28	1:35.511	20.838	165	44.562	201	30.111	210	257
11	1:35.907	21.103	164	44.616	201	30.188	208	270	29	1:35.689	20.904	166	44.752	202	30.033	210	256
12	1:35.685	20.986	163	44.678	203	30.021	208	255	30	1:35.674	20.860	164	44.729	202	30.085	210	255
13	1:35.929	20.903	163	44.801	203	30.225	208	255	31	1:35.597	20.814	166	44.693	203	30.090	211	257
14	1:35.999	20.990	164	44.889	201	30.120	208	255	32	1:36.541	20.952	166	44.752	203	30.837	208	258
15	1:36.113	20.976	164	44.928	201	30.209	209	255	33	1:35.829	21.328	164	<b>44.270</b>	201	30.231	210	270
16	1:36.259	20.931	164	44.953	203	30.375	205	254	34	1:36.001	20.886	165	44.941	202	30.174	213	258
17	1:36.152	21.007	165	44.984	203	30.161	210	252	35	1:36.091	20.948	164	44.505	202	30.638	209	<b>272</b>
18	1:40.149	21.227	164	45.012	201			255	36	1:36.445	21.078	164	44.561	201	30.806	208	272

**DTM Hockenheim I**  
Hockenheimring, length 4574 m  
04. - 06.05.2018  
DTM



**Lap Analysis race 2, 06.05.2018**

**DMSB**-Reg.No.: 114/18

**99 Mike Rockenfeller , Schaeffler Audi RS 5 DTM / DEU**

**theoretical besttime: 1:34.722**

Lap	Time	S1	V1	S2	V2	S3	V3	Vmax	Lap	Time	S1	V1	S2	V2	S3	V3	Vmax
1	1:43.069	27.371	165	45.323	199	30.375	209	254	19	1:35.281	20.766	167	44.621	202	29.894	209	252
2	1:36.404	20.977	167	44.555	200	30.872	210	266	20	1:35.007	20.656	167	44.546	202	<b>29.805</b>	208	253
3	1:35.386	20.815	166	44.738	200	29.833	206	267	21	1:35.223	20.656	<b>170</b>	44.543	201	30.024	210	252
4	1:36.431	20.693	167	45.478	199	30.260	206	255	22	1:35.094	20.756	167	44.462	201	29.876	210	254
5	1:35.433	20.798	166	44.469	201	30.166	209	267	23	<b>1:34.966</b>	<b>20.647</b>	167	44.423	203	29.896	207	254
6	1:35.356	20.765	167	44.473	201	30.118	205	267	24	1:35.180	20.726	165	44.540	<b>204</b>	29.914	208	252
7	1:35.955	20.833	165	44.966	202	30.156	209	254	25	1:35.550	20.755	167	44.677	203	30.118	208	252
8	1:35.880	20.857	167	44.667	201	30.356	207	267	26	1:35.719	20.828	167	44.744	203	30.147	208	254
9	1:35.891	20.976	166	44.773	199	30.142	206	268	27	1:35.697	20.898	166	44.624	202	30.175	208	256
10	1:36.076	20.906	165	44.901	200	30.269	207	255	28	1:35.398	20.761		44.436	202	30.201	210	256
11	1:35.880	20.936	165	44.814	201	30.130	206	257	29	1:35.839	20.940	169	44.474	201	30.425	208	270
12	1:35.867	20.970	166	44.618	203	30.279	207	255	30	1:35.346	20.929	166	<b>44.270</b>	203	30.147	208	270
13	1:36.013	20.968	164	44.828	200	30.217	208	254	31	1:36.317	20.836	166	44.803	203	30.678	208	254
14	1:36.203	20.952	166	44.927	201	30.324	209	254	32	1:36.676	21.073	166	45.036	197	30.567	209	270
15	1:36.133	20.961	165	44.915	201	30.257	204	255	33	1:35.919	20.843	165	44.791	201	30.285	208	257
16	1:40.218	21.015	165	45.011	201			254	34	1:36.264	20.839	166	44.910	201	30.515	205	270
17	2:01.432	44.984	158	46.355	200	30.093	207	248	35	1:37.152	20.894	166	45.418	194	30.840	<b>211</b>	<b>272</b>
18	1:35.567	21.048	166	44.636	201	29.883	208	252	36	1:36.323	20.793	166	45.242	200	30.288	209	266