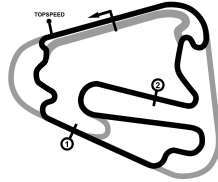


DTM Lausitzring

Lausitzring, length 4570 m

18. - 20.05.2018

ADAC Formel 4



Lap Analysis free practice 1, 18.05.2018

DMSB-Reg.No.: 126/18

2 Frederik Vesti , ADAC Formel 4 / DNK

theoretical besttime: 1:47.207

Lap	Time	S1	V1	S2	V2	S3	V3	Vmax	Lap	Time	S1	V1	S2	V2	S3	V3	Vmax
1	2:54.827		159	51.540	180	37.136	205		9	1:55.352	30.172	169	45.306	206			218
2	1:55.201	30.401	166	46.873	202	37.927	207	211	10	4:44.406	3:24.504	168	44.936	207	34.966	209	
3	1:49.786	28.901	168	45.638	204	35.247	210	215	11	1:48.702	27.923	170	45.244	192	35.535	210	217
4	1:48.468	28.470	169	45.088	206	34.910	210	218	12	1:58.209	28.111	169	54.789	207	35.309	211	218
5	1:50.108	28.514	169	44.595	207	36.999	211	219	13	1:47.907	28.150	169	44.470	208	35.287	210	218
6	1:56.432	27.872	169	53.674	206	34.886	211	219	14	1:49.085	28.206	169	45.285	205	35.594	209	218
7	1:48.299	27.948	169	45.276	206	35.075	210	218	15	1:51.487	29.207	167	46.650	205	35.630	211	217
8	1:47.449	28.008	169	44.576	207	34.865	210	216	16	1:57.252	28.645	169	45.051	207			219

4 Niklas Krütten , ADAC Formel 4 Rookie / DEU

theoretical besttime: 1:47.703

Lap	Time	S1	V1	S2	V2	S3	V3	Vmax	Lap	Time	S1	V1	S2	V2	S3	V3	Vmax
1	2:47.612		116	1:01.628	158	40.181	160		9	1:51.117	28.251	167	45.027	204			215
2	1:55.732	31.751	165	47.399	199	36.582	206	162	10	4:34.904	3:13.244	167	46.227	204	35.433	207	
3	1:50.379	29.306	167	45.437	204	35.636	208	214	11	1:48.061	28.142	169	44.714	206	35.205	208	215
4	1:53.252	28.615	168	48.868	205	35.769	208	216	12	1:48.148	28.054	169	44.761	206	35.333	210	215
5	1:49.210	28.333	168	45.400	204	35.477	208	215	13	1:48.168	28.187	169	44.565	207	35.416	210	218
6	1:50.083	28.240	168	46.332	203	35.511	208	216	14	1:47.936	28.148	169	44.568	206	35.220	210	217
7	1:48.076	28.212	168	44.685	206	35.179	210	214	15	1:48.608	28.229	169	44.932	205	35.447	209	217
8	1:48.299	27.986	169	45.161	205	35.152	209	217	16	1:57.790	31.876	165	47.405	201			182

5 Gianluca Petecof , ADAC Formel 4 Rookie / ITA

theoretical besttime: 1:47.743

Lap	Time	S1	V1	S2	V2	S3	V3	Vmax	Lap	Time	S1	V1	S2	V2	S3	V3	Vmax
1	2:32.921		137	56.837	152				9	1:47.863	28.066	167	44.674	203	35.123	206	212
2	3:00.199	1:30.935	144	51.945	176	37.319	203		10	1:52.800	29.394	166	46.176	200			214
3	1:51.821	29.540	166	46.066	202	36.215	205	210	11	5:46.856	4:25.109	162	46.232	201	35.515	206	
4	1:49.767	28.883	166	45.458	202	35.426	206	212	12	1:48.437	28.115	167	45.044	204	35.278	206	213
5	1:48.401	28.341	167	44.774	204	35.286	206	213	13	1:48.143	28.062	167	44.884	203	35.197	205	213
6	1:48.088	28.112	168	44.793	202	35.183	206	214	14	1:48.272	28.050	167	44.859	203	35.363	206	213
7	1:47.825	27.946	168	44.682	204	35.197	205	213	15	1:59.691	32.501	165	47.005	198			213
8	2:06.574	28.123	167	49.913	135	48.538	206	212									

6 Ido Cohen , ADAC Formel 4 Rookie / ISR

theoretical besttime: 1:47.849

Lap	Time	S1	V1	S2	V2	S3	V3	Vmax	Lap	Time	S1	V1	S2	V2	S3	V3	Vmax
1	3:07.934		129	56.543	164				8	1:48.035	28.321	168	44.518	205	35.196	208	215
2	9:03.547	7:32.387	131	53.398	188	37.762	201		9	1:48.174	28.506	168	44.487	204	35.181	208	215
3	1:53.016	29.583	163	47.493	202	35.940	208	204	10	1:50.132	28.269	168	46.351	204	35.512	208	215
4	1:51.763	30.233	166	45.774	204	35.756	208	215	11	2:05.232	31.160	161	58.251	179	35.821	210	213
5	1:48.764	28.550	167	44.947	204	35.267	208	215	12	1:48.178	28.241	169	44.719	206	35.218	208	216
6	1:48.096	28.215	168	44.453	204	35.428	208	215	13	2:18.976	36.969	118	56.680	166			216
7	1:49.825	29.548	166	44.811	204	35.466	208	215									

10 Konsta Lappalainen , ADAC Formel 4 / FIN

theoretical besttime: 1:48.185

Lap	Time	S1	V1	S2	V2	S3	V3	Vmax	Lap	Time	S1	V1	S2	V2	S3	V3	Vmax
1	2:24.184		104	53.741	170	38.665	203		9	1:49.583	28.605	167	45.452	205	35.526	206	214
2	1:52.811	30.151	163	46.753	202	35.907	207	209	10	1:52.805	28.495	167	45.371	204			209
3	1:49.772	28.842	167	45.529	205	35.401	208	215	11	4:30.902	3:08.728	166	46.208	204	35.966	206	
4	1:49.262	28.819	168	44.924	205	35.519	208	216	12	2:01.824	28.915	168	48.456	110	44.453	209	213
5	1:49.006	28.612	167	45.065	205	35.329	209	216	13	1:49.775	28.919	167	45.414	205	35.442	209	216
6	1:48.286	28.398	169	44.711	206	35.177	208	218	14	1:59.884	29.665	144	54.440	204	35.779	207	217
7	1:49.280	28.297	169	45.448	203	35.535	208	216	15	1:49.858	28.776	167	45.404	205	35.678	206	214
8	1:51.908	28.517	167	45.276	205	38.115	207	215	16	2:06.128	31.889	157	50.949	162			196

13 Aaron Di Comberti , ADAC Formel 4 / GBR

theoretical besttime: 1:49.671

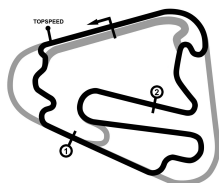
Lap	Time	S1	V1	S2	V2	S3	V3	Vmax	Lap	Time	S1	V1	S2	V2	S3	V3	Vmax
1	3:09.125		141	52.608	192				9	4:08.331	2:46.094	162	46.445	201	35.792	205	
2	3:15.014	1:47.142	158	50.072	161	37.800	203		10	1:50.209	28.635	165	45.841	203	35.733	206	212
3	1:54.063	30.102	162	47.517	199	36.444	206	211	11	1:51.178	28.555	165	45.697	203	36.926	206	212
4	1:52.223	29.269	164	47.360	202	35.594	207	213	12	1:50.006	28.642	166	45.760	202	35.604	206	213
5	1:51.969	29.131	164	46.888	202	35.950	206	215	13	1:50.013	28.627	165	45.734	203	35.652	205	213
6	1:50.866	28.859	165	46.015	203	35.992	206	213	14	1:50.467	28.641	166	45.922	203	35.904	205	213
7	1:51.894	28.625	165	47.089	178	36.180	208	213	15	2:04.913	30.661	160	55.451	180			212
8	1:53.777	28.380	165	46.071	202			215									

DTM Lausitzring

Lausitzring, length 4570 m

18. - 20.05.2018

ADAC Formel 4



Lap Analysis free practice 1, 18.05.2018

DMSB-Reg.No.: 126/18

28 Mick Wishofer, ADAC Formel 4 / AUT

theoretical besttime: 1:46.813

Lap	Time	S1	V1	S2	V2	S3	V3	Vmax	Lap	Time	S1	V1	S2	V2	S3	V3	Vmax
1	2:30.415		140	53.765	179				8	1:49.934	27.794	167	44.181	204			215
2	2:44.258	1:20.460	164	47.424	201	36.374	204		9	7:11.380	5:51.509	167	44.694	206	35.177	208	
3	1:50.447	28.997	166	45.576	203	35.874	206	210	10	1:47.513	28.340	169	44.242	204	34.931	209	216
4	1:48.236	28.130	167	44.864	204	35.242	208	213	11	1:47.172	27.970	168	44.277	205	34.925	209	216
5	1:47.994	28.461	167	44.432	204	35.101	208	215	12	1:47.280	27.905	168	44.313	205	35.062	207	216
6	2:02.048	42.545		44.422	204	35.081	208	215	13	1:47.830	28.143	167	44.407	205	35.280	207	214
7	1:46.983	27.964	169	44.160	206	34.859	208	215	14	2:39.802	39.915	94	1:14.165	127			194

30 Liam Lawson, ADAC Formel 4 / NLD

theoretical besttime: 1:46.669

Lap	Time	S1	V1	S2	V2	S3	V3	Vmax	Lap	Time	S1	V1	S2	V2	S3	V3	Vmax
1	2:41.333		156	51.019	181	37.542	207		9	1:57.788	29.745	168	46.187	149			220
2	1:50.956	29.565	168	45.747	204	35.644	208	213	10	5:33.500	4:13.586	168	44.892	206	35.022	209	
3	1:48.473	28.650	168	44.834	206	34.989	209	215	11	1:47.727	28.181	170	44.350	207	35.196	210	216
4	1:47.992	28.233	169	44.636	206	35.123	208	217	12	1:49.533	28.117	169	44.533	207	36.883	209	217
5	1:48.380	28.146	170	44.300	207	35.934	210	217	13	1:51.049	28.148	168	44.650	207	38.251	212	217
6	1:55.505	28.681	169	51.778	199	35.046	210	218	14	1:48.631	28.346	170	44.681	206	35.604	211	219
7	1:46.750	27.947	169	44.030	208	34.773	211	217	15	1:54.682	29.230	169	46.490	202			218
8	1:47.018	27.866	170	44.196	207	34.956	212	218									

44 Lirim Zendeli, ADAC Formel 4 / DEU

theoretical besttime: 1:46.879

Lap	Time	S1	V1	S2	V2	S3	V3	Vmax	Lap	Time	S1	V1	S2	V2	S3	V3	Vmax
1	2:23.660		115	54.326	180				8	1:50.318	27.829	169	44.314	206			216
2	2:41.717	1:18.734	163	46.854	197	36.129	204		9	7:37.375	6:17.076	168	45.021	200	35.278	209	
3	1:48.803	28.683	168	44.821	205	35.299	208	212	10	1:47.037	27.819	170	44.203	207	35.015	210	216
4	1:47.826	28.129	168	44.590	204	35.107	208	215	11	1:47.000	27.760	169	44.279	208	34.961	212	218
5	2:01.807	41.438	164	45.282	206	35.087	210	215	12	2:12.045	33.148	131	1:00.147	177	38.750	209	219
6	1:47.371	27.981	169	44.342	204	35.048	208	218	13	1:47.463	28.060	169	44.326	206	35.077	210	216
7	1:47.327	27.715	169	44.600	206	35.012	209	216	14	2:06.201	31.516	119	53.239	175			218

64 Oliver Caldwell, ADAC Formel 4 / GBR

theoretical besttime: 1:47.206

Lap	Time	S1	V1	S2	V2	S3	V3	Vmax	Lap	Time	S1	V1	S2	V2	S3	V3	Vmax
1	2:36.837		151	56.315	166				9	1:47.337	27.990	168	44.307	204	35.040	209	214
2	3:04.060	1:34.569	162	50.352	168	39.139	206		10	1:50.968	27.955	167	44.692	203			215
3	1:50.954	28.951	167	46.374	190	35.629	208	213	11	5:23.463	3:57.648	148	50.077	200	35.738	208	
4	1:47.902	28.214	168	44.682	204	35.006	208	215	12	1:47.691	28.233	168	44.416	206	35.042	210	216
5	1:47.499	28.112	167	44.437	205	34.950	209	215	13	1:47.672	28.015	169	44.612	203	35.045	208	218
6	1:47.768	27.957	168	44.613	203	35.198	208	216	14	1:47.582	28.009	168	44.301	203	35.272	207	214
7	1:58.074	36.388		45.941	204	35.745	208	216	15	1:57.042	28.560	167	50.187	198			215
8	1:47.544	28.038	168	44.474	204	35.032	208	215									

74 Enzo Fittipaldi, ADAC Formel 4 / ITA

theoretical besttime: 1:47.300

Lap	Time	S1	V1	S2	V2	S3	V3	Vmax	Lap	Time	S1	V1	S2	V2	S3	V3	Vmax
1	2:44.070		133	55.325	168				9	2:00.343	39.493	166	45.654	202	35.196	208	215
2	3:04.766	1:37.379	149	50.602	177	36.785	205		10	1:52.527	28.024	168	44.451	204			215
3	1:55.357	30.658	152	48.807	184	35.892	207	202	11	4:35.227	3:01.100	113	50.947	194	43.180	207	
4	1:48.108	28.390	167	44.701	204	35.017	207	214	12	1:47.776	28.161	168	44.523	204	35.092	208	214
5	1:51.481	29.330	165	46.632	203	35.519	207	215	13	2:01.131	28.028	169	50.321	138	42.782	207	216
6	1:47.494	27.925	168	44.645	203	34.924	208	215	14	1:47.873	28.162	169	44.542	204	35.169	208	214
7	1:47.365	27.946	167	44.480	205	34.939	208	215	15	1:53.622	28.443	168	46.484	202			214
8	2:13.633	31.664	163	1:05.164	96	36.805	208	214									

80 Andreas Estner, ADAC Formel 4 / DEU

theoretical besttime: 1:48.084

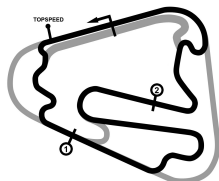
Lap	Time	S1	V1	S2	V2	S3	V3	Vmax	Lap	Time	S1	V1	S2	V2	S3	V3	Vmax
1	2:23.142		106	54.442	164	38.710	201		9	5:53.716	4:32.404	162	45.747	202	35.565	205	
2	1:52.865	30.091	161	46.671	199	36.103	205	208	10	1:49.414	28.500	167	45.416	203	35.498	206	212
3	1:49.852	28.953	166	45.346	202	35.553	206	213	11	1:48.924	28.226	167	45.021	203	35.677	207	213
4	1:53.736	28.982	167	49.246	192	35.508	206	214	12	1:49.050	28.214	166	45.286	203	35.550	208	213
5	1:48.691	28.465	167	45.054	203	35.172	206	214	13	1:49.347	28.346	166	45.381	203	35.620	208	215
6	1:48.145	28.149	166	44.837	203	35.159	207	215	14	1:48.972	28.361	167	45.195	203	35.416	207	215
7	1:48.255	28.088	167	44.937	203	35.230	206	214	15	1:53.695	28.691	166	45.894	204			215
8	1:52.394	28.255	167	44.932	203			213									

DTM Lausitzring

Lausitzring, length 4570 m

18. - 20.05.2018

ADAC Formel 4



Lap Analysis free practice 1, 18.05.2018

DMSB-Reg.No.: 126/18

81 Sebastian Estner , ADAC Formel 4 Rookie / DEU

theoretical besttime: 1:48.626

Lap	Time	S1	V1	S2	V2	S3	V3	Vmax	Lap	Time	S1	V1	S2	V2	S3	V3	Vmax
1	2:25.210		104	55.589	165	38.903	201		9	1:49.186	28.504	167	45.270	204	35.412	209	215
2	1:56.295	31.182	162	48.484	195	36.629	206	203	10	1:50.005	28.647	167	45.568	202	35.790	208	217
3	1:52.561	29.770	166	46.673	199	36.118	206	213	11	1:53.870	28.543	167	45.571	203			215
4	1:51.273	29.648	166	46.011	200	35.614	207	213	12	3:43.579	2:21.618	168	46.452	201	35.509	208	
5	1:50.315	29.007	167	45.743	201	35.565	208	214	13	1:49.127	28.660	168	45.130	205	35.337	208	216
6	1:49.958	28.580	167	45.807	200	35.571	207	216	14	1:48.790	28.375	168	45.120	203	35.295	209	216
7	1:49.590	28.562	166	45.519	202	35.509	208	215	15	1:48.803	28.292	169	45.039	203	35.472	208	216
8	1:49.573	28.679	168	45.492	203	35.402	208	215	16	1:57.156	28.418	169	45.101	204			216

95 Tom Beckhäuser , ADAC Formel 4 / CZE

theoretical besttime: 1:48.309

Lap	Time	S1	V1	S2	V2	S3	V3	Vmax	Lap	Time	S1	V1	S2	V2	S3	V3	Vmax
1	2:15.156		138	51.713	193				9	1:49.868	28.767	166	44.798	204			214
2	2:36.245	1:10.811	154	48.441	198	36.993	202		10	6:05.625	4:44.185	166	45.484	204	35.956	206	
3	1:52.277	29.604	165	46.247	203	36.426	208	210	11	1:48.672	28.422	167	44.687	204	35.563	208	213
4	1:50.366	29.206	166	45.515	203	35.645	207	214	12	1:49.369	28.253	164	45.142	204	35.974	208	214
5	2:11.515	48.933	160	46.790	205	35.792	209	215	13	1:49.779	28.604	166	45.085	204	36.090	206	215
6	1:48.988	28.455	167	44.842	205	35.691	208	216	14	1:50.468	28.425	167	45.576	186	36.467	207	214
7	1:48.446	28.193	167	44.738	205	35.515	208	216	15	1:59.154	29.200	167	46.928	201			215
8	1:48.446	28.107	168	44.691	205	35.648	207	215									