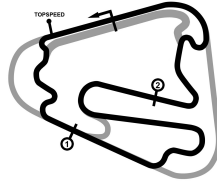


DTM Lausitzring

Lausitzring, length 4570 m

18. - 20.05.2018

ADAC Formel 4



Lap Analysis qualifying 1, 18.05.2018

DMSB-Reg.No.: 126/18

2 Frederik Vesti , ADAC Formel 4 / DNK

theoretical besttime: 1:45.567

Lap	Time	S1	V1	S2	V2	S3	V3	Vmax	Lap	Time	S1	V1	S2	V2	S3	V3	Vmax
1	8:11.204		149	56.766	152	41.269	203		4	1:45.567	27.492	170	43.581	208	34.494	210	218
2	1:50.583	29.138	165	46.004	201	35.441	209	193	5	1:45.631	27.504	169	43.589	206	34.538	210	217
3	1:46.326	27.813	169	43.768	207	34.745	211	216	6	2:38.739	30.099	113	1:10.137	87			217

4 Niklas Krütten , ADAC Formel 4 Rookie / DEU

theoretical besttime: 1:46.444

Lap	Time	S1	V1	S2	V2	S3	V3	Vmax	Lap	Time	S1	V1	S2	V2	S3	V3	Vmax
1	5:33.237		140	55.202	169	40.159	204		5	1:46.913	27.894	169	44.135	206	34.884	210	217
2	1:49.937	29.007	168	45.529	204	35.401	208	208	6	1:46.444	27.653	169	43.927	207	34.864	209	217
3	1:48.384	28.260	168	44.885	205	35.239	209	216	7	1:46.622	27.727	169	43.937	207	34.958	209	217
4	1:47.139	27.925	168	44.182	205	35.032	210	216	8	1:57.796	29.452	168	46.699	178			216

5 Gianluca Petecof , ADAC Formel 4 Rookie / ITA

theoretical besttime: 1:46.465

Lap	Time	S1	V1	S2	V2	S3	V3	Vmax	Lap	Time	S1	V1	S2	V2	S3	V3	Vmax
1	5:00.164		133	56.078	167	38.605	179		5	1:46.813	27.744	167	44.218	205	34.851	208	215
2	1:56.419	31.556	158	49.023	179	35.840	206	175	6	1:46.608	27.646	168	44.069	205	34.893	208	215
3	1:48.431	28.122	167	44.740	204	35.569	209	214	7	1:46.575	27.619	168	44.179	205	34.777	208	215
4	1:48.727	27.894	167	45.432	203	35.401	208	216	8	2:07.872	28.036	167	46.784	201			215

6 Ido Cohen , ADAC Formel 4 Rookie / ISR

theoretical besttime: 1:48.139

Lap	Time	S1	V1	S2	V2	S3	V3	Vmax	Lap	Time	S1	V1	S2	V2	S3	V3	Vmax
1	5:00.434		116	59.497	168	38.595	190		5	2:11.980				205	35.430	209	219
2	1:56.822	31.762	152	48.885	189	36.175	209	163	6	1:49.080	28.685	163	44.831	205	35.564	207	216
3	1:49.038	28.551	167	44.910	204	35.577	210	216	7	1:48.259	28.418	167	44.437	204	35.404	208	215
4	1:48.700	28.298	168	44.632	206	35.770	212	218	8	2:06.105	30.344	146	49.608	198			214

10 Konsta Lappalainen , ADAC Formel 4 / FIN

theoretical besttime: 1:47.225

Lap	Time	S1	V1	S2	V2	S3	V3	Vmax	Lap	Time	S1	V1	S2	V2	S3	V3	Vmax
1	2:35.177		107	1:04.717	146	42.786	169		6	1:47.497	28.045	167	44.384	205	35.068	206	213
2	2:06.888	32.916	160	55.321	172	38.651	199	168	7	1:47.273	27.897	168	44.342	205	35.034	205	213
3	1:52.791	29.723	163	47.348	201	35.720	206	205	8	1:47.310	27.849	167	44.370	205	35.091	205	213
4	1:48.911	28.522	167	44.847	204	35.542	205	212	9	2:26.704	36.213	107	56.296	167			194
5	1:48.085	28.313	166	44.659	203	35.113	206	212									

13 Aaron Di Comberti , ADAC Formel 4 / GBR

theoretical besttime: 1:47.905

Lap	Time	S1	V1	S2	V2	S3	V3	Vmax	Lap	Time	S1	V1	S2	V2	S3	V3	Vmax
1	2:02.636		156	49.971	162	37.752	199		6	1:48.268	28.238	167	44.981	203	35.049	207	213
2	1:52.761	29.680	163	47.019	189	36.062	204	206	7	1:48.394	28.230	167	45.010	203	35.154	206	213
3	1:50.322	28.952	165	46.002	200	35.368	205	210	8	1:48.033	28.069	167	44.787	203	35.177	206	213
4	1:50.587	28.960	166	46.091	200	35.536	206	211	9	1:59.797	28.215	167	51.387	168			212
5	1:49.071	28.339	166	45.566	203	35.166	206	213									

14 Leonardo Lorandi , ADAC Formel 4 / ITA

theoretical besttime: 1:46.780

Lap	Time	S1	V1	S2	V2	S3	V3	Vmax	Lap	Time	S1	V1	S2	V2	S3	V3	Vmax
1	5:01.530		139	55.297	174	39.284	191		5	1:47.277	28.101	167	44.189	204	34.987	207	214
2	1:57.061	31.649	152	48.872	197	36.540	205	185	6	1:47.059	27.903	167	44.189	204	34.967	205	214
3	1:49.959	28.768	165	45.734	202	35.457	206	213	7	1:46.780	27.856	167	44.016	204	34.908	206	213
4	1:48.119	28.266	165	44.643	203	35.210	207	213	8	2:10.436	29.958	157	50.308	139			214

21 Charles Weerts , ADAC Formel 4 / BEL

theoretical besttime: 1:45.762

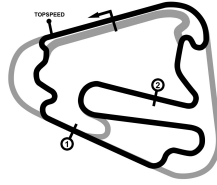
Lap	Time	S1	V1	S2	V2	S3	V3	Vmax	Lap	Time	S1	V1	S2	V2	S3	V3	Vmax
1	7:42.450		152	50.258	169	41.392	173		4	1:46.193	27.677	169	43.879	206	34.637	210	218
2	1:54.363	29.613	157	48.795	152	35.955	211	179	5	1:45.762	27.531	169	43.670	207	34.561	210	218
3	1:46.835	27.810	169	44.136	205	34.889	211	218	6	1:48.083	27.574	169	44.105	206			218

22 Lucas Alecco Roy , ADAC Formel 4 / MCO

theoretical besttime: 1:46.057

Lap	Time	S1	V1	S2	V2	S3	V3	Vmax	Lap	Time	S1	V1	S2	V2	S3	V3	Vmax
1	6:07.335		151	49.023	193	36.438	200		5	1:46.844	27.797	170	44.231	206	34.816	209	217
2	1:51.677	29.832	164	45.977	196	35.868	208	196	6	1:46.248	27.727	170	43.896	206	34.625	210	216
3	1:48.013	28.236	169	44.349	207	35.428	209	216	7	1:53.552	29.016	168	46.464	205			217
4	1:46.241	27.831	169	43.705	207	34.705	210	217									

DTM Lausitzring
 Lausitzring, length 4570 m
 18. - 20.05.2018
 ADAC Formel 4



DMSB-Reg.No.: 126/18

Lap Analysis qualifying 1, 18.05.2018

23 Joey Alders , ADAC Formel 4 Rookie / NLD

theoretical besttime: 1:46.219

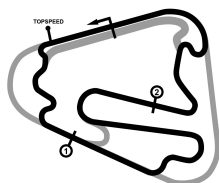
Lap	Time	S1	V1	S2	V2	S3	V3	Vmax	Lap	Time	S1	V1	S2	V2	S3	V3	Vmax
1	2:17.959		140	56.839	155				5	1:46.812	27.946	169	44.055	207	34.811	211	219
2	4:33.683	3:02.590	142	52.134	167	38.959	194		6	1:46.929	27.702	169	44.154	208	35.073	210	219
3	1:53.922	31.185	164	46.202	201	36.535	212	192	7	1:46.219	27.676	169	43.943	207	34.600	210	218
4	1:48.960	28.242	169	44.806	205	35.912	212	219	8	2:11.749	31.497	160	48.919	191			217

DTM Lausitzring

Lausitzring, length 4570 m

18. - 20.05.2018

ADAC Formel 4



DMSB-Reg.No.: 126/18

Lap Analysis qualifying 1, 18.05.2018

26 Leon Köhler , ADAC Formel 4 Rookie / DEU

theoretical besttime: 1:46.799

Lap	Time	S1	V1	S2	V2	S3	V3	Vmax	Lap	Time	S1	V1	S2	V2	S3	V3	Vmax
1	3:25.439		120	53.691	181	37.153	194		6	1:47.163	27.846	169	44.451	206	34.866	209	216
2	2:00.772	29.769	166	55.103	202	35.900	206	197	7	1:47.110	27.679	169	44.254	207	35.177	208	216
3	1:49.571	28.885	166	45.401	204	35.285	207	214	8	1:46.994	27.769	169	44.347	206	34.878	208	216
4	1:47.734	27.974	168	44.780	205	34.980	208	214	9	2:03.402	31.743	153	49.970	183			215
5	1:47.284	27.817	168	44.402	206	35.065	209	215									

27 David Schumacher , ADAC Formel 4 Rookie / DEU

theoretical besttime: 1:45.792

Lap	Time	S1	V1	S2	V2	S3	V3	Vmax	Lap	Time	S1	V1	S2	V2	S3	V3	Vmax
1	7:29.692		148	52.585	194	39.989	200		5	1:46.097	27.591	169	43.841	206	34.665	208	216
2	1:50.874	28.873	163	46.559	197	35.442	207	204	6	1:45.932	27.486	169	43.733	206	34.713	209	216
3	1:46.949	27.948	169	44.194	204	34.807	208	214	7	2:05.714	32.108	139	50.024	186			216
4	1:46.278	27.853	169	43.852	206	34.573	208	215									

28 Mick Wishofer , ADAC Formel 4 / AUT

theoretical besttime: 1:45.281

Lap	Time	S1	V1	S2	V2	S3	V3	Vmax	Lap	Time	S1	V1	S2	V2	S3	V3	Vmax
1	7:33.253		130	58.847	158	39.403	201		5	1:45.735	27.522	169	43.679	205	34.534	209	216
2	2:01.832	28.890	162	57.610	176	35.332	208	206	6	1:45.402	27.274	169	43.617	206	34.511	209	217
3	1:46.706	27.802	167	44.130	205	34.774	208	215	7	1:55.430	30.051	167	45.729	205			214
4	1:45.810	27.682	169	43.738	205	34.390	209	216									

30 Liam Lawson , ADAC Formel 4 / NLD

theoretical besttime: 1:45.587

Lap	Time	S1	V1	S2	V2	S3	V3	Vmax	Lap	Time	S1	V1	S2	V2	S3	V3	Vmax
1	7:49.662		163	53.138	145	39.288	204		4	1:45.673	27.607	169	43.501	207	34.565	210	218
2	1:52.584	29.047	167	48.040	200	35.497	210	210	5	1:48.500	27.521	170	46.044	204	34.935	211	218
3	1:46.434	27.875	167	43.843	206	34.716	210	217	6	1:56.305	28.953	169	47.331	202			219

44 Lirim Zendeli , ADAC Formel 4 / DEU

theoretical besttime: 1:45.092

Lap	Time	S1	V1	S2	V2	S3	V3	Vmax	Lap	Time	S1	V1	S2	V2	S3	V3	Vmax
1	7:53.527		138	57.755	147	39.906	196		4	1:45.369	27.435	170	43.420	208	34.514	211	217
2	1:50.818	29.714	166	45.415	197	35.689	209	198	5	1:45.108	27.276	170	43.436	207	34.396	210	219
3	1:46.239	27.772	170	43.883	207	34.584	210	217	6	2:54.320	38.041	105	1:18.197	87			217

64 Oliver Caldwell , ADAC Formel 4 / GBR

theoretical besttime: 1:45.829

Lap	Time	S1	V1	S2	V2	S3	V3	Vmax	Lap	Time	S1	V1	S2	V2	S3	V3	Vmax
1	6:03.910		144	52.390	171	37.960	181		5	1:46.117	27.684	170	43.785	206	34.648	209	218
2	1:53.861	30.911	166	47.304	201	35.646	209	179	6	1:45.943	27.560	169	43.621	207	34.762	211	217
3	1:47.847	28.332	169	44.384	207	35.131	211	216	7	1:59.194	29.888	167	47.052	177			218
4	1:46.601	27.857	169	44.042	208	34.702	211	218									

74 Enzo Fittipaldi , ADAC Formel 4 / ITA

theoretical besttime: 1:45.968

Lap	Time	S1	V1	S2	V2	S3	V3	Vmax	Lap	Time	S1	V1	S2	V2	S3	V3	Vmax
1	6:51.150		151	52.120	166	39.054	187		5	1:46.249	27.573	169	44.045	206	34.631	209	216
2	1:52.952	31.172	161	46.366	199	35.414	208	186	6	1:46.028	27.633	169	43.878	206	34.517	209	216
3	1:46.908	27.918	169	44.163	205	34.827	208	215	7	2:09.937	28.731	168	46.732	203			216
4	1:46.258	27.631	169	43.955	205	34.672	210	215									

80 Andreas Estner , ADAC Formel 4 / DEU

theoretical besttime: 1:46.088

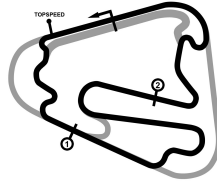
Lap	Time	S1	V1	S2	V2	S3	V3	Vmax	Lap	Time	S1	V1	S2	V2	S3	V3	Vmax
1	7:39.283		127	52.449	171	37.382	175		5	1:46.357	27.668	167	44.074	205	34.615	207	214
2	1:52.355	29.653	162	46.338	197	35.364	206	187	6	1:46.165	27.745	168	43.840	205	34.580	207	214
3	1:47.449	28.250	167	44.392	203	34.807	206	213	7	1:55.528	28.917	166	45.061	203			213
4	1:46.691	27.891	167	44.114	204	34.686	206	214									

81 Sebastian Estner , ADAC Formel 4 Rookie / DEU

theoretical besttime: 1:47.010

Lap	Time	S1	V1	S2	V2	S3	V3	Vmax	Lap	Time	S1	V1	S2	V2	S3	V3	Vmax
1	6:08.572		156	52.858	166	37.874	180		5	1:47.656	27.927	168	44.340	205	35.389	210	218
2	1:52.422	30.369	164	46.268	181	35.785	208	174	6	1:47.139	28.007	168	44.313	206	34.819	209	216
3	1:48.808	28.468	168	45.151	202	35.189	210	216	7	2:11.394	30.930	109	59.081	173			215
4	1:47.100	28.017	169	44.301	206	34.782	210	218									

DTM Lausitzring
 Lausitzring, length 4570 m
 18. - 20.05.2018
 ADAC Formel 4



Lap Analysis qualifying 1, 18.05.2018

DMSB-Reg.No.: 126/18

95 Tom Beckhäuser , ADAC Formel 4 / CZE

theoretical besttime: 1:46.465

Lap	Time	S1	V1	S2	V2	S3	V3	Vmax	Lap	Time	S1	V1	S2	V2	S3	V3	Vmax
1	7:54.414		139	57.617	144	39.922	201		4	1:46.804	27.652	168	44.168	205	34.984	209	216
2	1:54.275	29.584	160	45.965	198	38.726	209	208	5	1:46.538	27.725	168	43.955	205	34.858	208	215
3	1:47.197	28.007	168	44.159	206	35.031	208	216	6	2:48.062	31.056	105	1:18.040	85			215