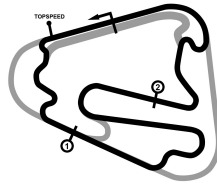


DTM Lausitzring

Lausitzring, length 4570 m

18. - 20.05.2018

ADAC Formel 4



Lap Analysis qualifying 2, 18.05.2018

DMSB-Reg.No.: 126/18

2 Frederik Vesti , ADAC Formel 4 / DNK

theoretical besttime: 1:45.317

Lap	Time	S1	V1	S2	V2	S3	V3	Vmax	Lap	Time	S1	V1	S2	V2	S3	V3	Vmax
1	8:16.068		152	47.535	179	35.532	210		4	1:45.536	27.539	169	43.563	206	34.434	210	218
2	1:47.851	28.233	169	44.830	207	34.788	210	215	5	1:45.437	27.425	170	43.458	206	34.554	210	218
3	1:45.807	27.754	170	43.576	207	34.477	211	218	6	1:59.271	29.630	158	48.120	201			218

4 Niklas Krütten , ADAC Formel 4 Rookie / DEU

theoretical besttime: 1:46.220

Lap	Time	S1	V1	S2	V2	S3	V3	Vmax	Lap	Time	S1	V1	S2	V2	S3	V3	Vmax
1	6:30.655		125	50.767	182	37.623	208		5	1:46.550	27.664	170	44.178	206	34.708	210	219
2	1:48.570	29.187	169	44.531	206	34.852	212	215	6	1:46.398	27.805	170	43.848	206	34.745	211	218
3	1:46.602	27.711	170	43.992	207	34.899	211	219	7	1:56.396	28.504	169	46.765	179			217
4	1:46.368	27.707	169	43.928	207	34.733	211	219									

5 Gianluca Petecof , ADAC Formel 4 Rookie / ITA

theoretical besttime: 1:45.931

Lap	Time	S1	V1	S2	V2	S3	V3	Vmax	Lap	Time	S1	V1	S2	V2	S3	V3	Vmax
1	7:36.149		154	51.374	174	37.825	176		5	1:46.108	27.491	169	44.061	204	34.556	209	216
2	1:51.999	30.084	160	46.441	176	35.474	208	171	6	1:46.318	27.532	168	44.014	205	34.772	206	217
3	1:46.599	27.617	169	44.267	205	34.715	209	215	7	1:54.161	30.489	167	47.328	201			213
4	1:46.091	27.651	168	43.934	206	34.506	209	216									

6 Ido Cohen , ADAC Formel 4 Rookie / ISR

theoretical besttime: 1:46.986

Lap	Time	S1	V1	S2	V2	S3	V3	Vmax	Lap	Time	S1	V1	S2	V2	S3	V3	Vmax
1	7:03.590		157	49.681	152	38.658	201		5	1:47.133	27.885	169	44.315	204	34.933	208	215
2	1:56.198	29.961	164	50.120	155	36.117	209	197	6	1:47.641	28.286	168	44.168	204	35.187	208	215
3	1:48.198	28.644	166	44.525	205	35.029	208	215	7	2:10.854	35.335	128	51.622	198			214
4	1:47.140	27.938	169	44.221	204	34.981	208	215									

10 Konsta Lappalainen , ADAC Formel 4 / FIN

theoretical besttime: 1:47.242

Lap	Time	S1	V1	S2	V2	S3	V3	Vmax	Lap	Time	S1	V1	S2	V2	S3	V3	Vmax
1	7:13.582		153	49.214	158	37.085	206		4	1:47.379	27.996	168	44.253	204	35.130	206	213
2	1:48.754	28.657	167	44.878	204	35.219	206	213	5	1:47.325	27.903	168	44.336	204	35.086	206	213
3	1:47.711	28.186	169	44.434	205	35.091	206	213	6	1:55.223	28.130	167	44.563	204			213

13 Aaron Di Comberti , ADAC Formel 4 / GBR

theoretical besttime: 1:47.128

Lap	Time	S1	V1	S2	V2	S3	V3	Vmax	Lap	Time	S1	V1	S2	V2	S3	V3	Vmax
1	7:16.360		159	48.553	193	36.409	207		5	1:47.128	27.747	168	44.470	203	34.911	208	214
2	1:49.950	28.700	165	45.677	203	35.573	208	213	6	1:47.712	27.983	167	44.707	203	35.022	206	214
3	1:50.354	29.470	166	45.625	203	35.259	207	214	7	2:19.813	33.389	112	1:01.529	145			213
4	1:47.789	28.277	168	44.521	204	34.991	207	214									

14 Leonardo Lorandi , ADAC Formel 4 / ITA

theoretical besttime: 1:46.346

Lap	Time	S1	V1	S2	V2	S3	V3	Vmax	Lap	Time	S1	V1	S2	V2	S3	V3	Vmax
1	8:00.931		114	55.335	157	39.240	206		4	1:46.465	27.842	168	43.878	204	34.745	207	216
2	1:50.230	29.573	152	45.314	202	35.343	208	212	5	1:46.501	27.783	168	43.818	204	34.900	208	214
3	1:47.323	28.083	168	44.274	205	34.966	208	215	6	1:56.108	27.986	161	47.592	181			215

21 Charles Weerts , ADAC Formel 4 / BEL

theoretical besttime: 1:45.553

Lap	Time	S1	V1	S2	V2	S3	V3	Vmax	Lap	Time	S1	V1	S2	V2	S3	V3	Vmax
1	8:00.181		158	47.530	184	36.725	209		4	1:45.559	27.518	170	43.586	206	34.455	210	218
2	1:47.071	27.981	170	44.319	198	34.771	211	215	5	1:45.781	27.571	170	43.746	205	34.464	210	218
3	1:45.601	27.560	170	43.592	207	34.449	211	218	6	2:00.726	29.237	153	50.178	183			218

22 Lucas Alecco Roy , ADAC Formel 4 / MCO

theoretical besttime: 1:46.210

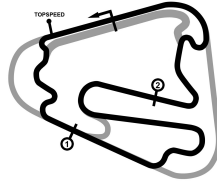
Lap	Time	S1	V1	S2	V2	S3	V3	Vmax	Lap	Time	S1	V1	S2	V2	S3	V3	Vmax
1	8:01.488		155	46.495	202	35.718	207		4	1:46.379	27.870	170	43.803	206	34.706	211	218
2	1:48.656	28.982	169	44.366	204	35.308	210	213	5	1:46.210	27.837	169	43.795	206	34.578	210	218
3	1:46.778	27.947	169	43.990	207	34.841	210	218	6	1:56.443	28.304	165	48.112	201			217

23 Joey Alders , ADAC Formel 4 Rookie / NLD

theoretical besttime: 1:45.804

Lap	Time	S1	V1	S2	V2	S3	V3	Vmax	Lap	Time	S1	V1	S2	V2	S3	V3	Vmax
1	7:26.238		156	55.960	140	36.946	210		4	1:46.147	27.614	169	44.057	206	34.476	211	216
2	1:47.541	28.410	169	44.245	206	34.886	210	217	5	1:45.992	27.518	169	43.810	206	34.664	211	218
3	1:46.534	27.752	169	44.256	204	34.526	210	217	6	2:05.172	30.071	147	52.433	188			219

DTM Lausitzring
 Lausitzring, length 4570 m
 18. - 20.05.2018
 ADAC Formel 4



DMSB-Reg.No.: 126/18

Lap Analysis qualifying 2, 18.05.2018

26 Leon Köhler , ADAC Formel 4 Rookie / DEU

theoretical besttime: 1:46.625

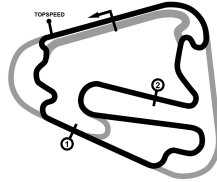
Lap	Time	S1	V1	S2	V2	S3	V3	Vmax	Lap	Time	S1	V1	S2	V2	S3	V3	Vmax
1	6:38.385		157	48.177	201	36.165	208		5	1:46.723	27.645	169	44.321	206	34.757	208	216
2	1:47.725	28.308	168	44.566	206	34.851	210	214	6	1:46.862	27.677	169	44.373	205	34.812	209	216
3	1:47.017	27.838	169	44.223	208	34.956	209	216	7	1:55.794	30.412	160	47.668	202			215
4	1:47.219	27.964	169	44.236	206	35.019	209	216									

DTM Lausitzring

Lausitzring, length 4570 m

18. - 20.05.2018

ADAC Formel 4



Lap Analysis qualifying 2, 18.05.2018

DMSB-Reg.No.: 126/18

27 David Schumacher , ADAC Formel 4 Rookie / DEU

theoretical besttime: 1:45.951

Lap	Time	S1	V1	S2	V2	S3	V3	Vmax	Lap	Time	S1	V1	S2	V2	S3	V3	Vmax
1	11:12.603		158	51.170	172	35.703	208		3	1:45.951	27.609	169	43.759	206	34.583	208	216
2	1:46.603	27.756	169	44.209	206	34.638	209	215	4	2:07.396	31.936	124	53.128	146			216

28 Mick Wishofer , ADAC Formel 4 / AUT

theoretical besttime: 1:45.459

Lap	Time	S1	V1	S2	V2	S3	V3	Vmax	Lap	Time	S1	V1	S2	V2	S3	V3	Vmax
1	12:09.710		161	45.741	201	35.103	208		3	1:45.459	27.551	170	43.544	205	34.364	209	215
2	1:46.108	27.798	169	43.787	205	34.523	208	215	4	2:02.509	31.244	157	49.733	172			201

30 Liam Lawson , ADAC Formel 4 / NLD

theoretical besttime: 1:45.434

Lap	Time	S1	V1	S2	V2	S3	V3	Vmax	Lap	Time	S1	V1	S2	V2	S3	V3	Vmax
1	8:07.068		165	45.764	203	40.273	203		4	1:45.575	27.684	170	43.448	207	34.443	211	219
2	1:49.029	29.874	167	44.347	208	34.808	211	201	5	1:45.540	27.543	169	43.526	206	34.471	213	219
3	1:45.896	27.703	170	43.579	207	34.614	212	219	6	1:59.127	28.828	169	48.049	184			220

44 Lirim Zendeli , ADAC Formel 4 / DEU

theoretical besttime: 1:45.166

Lap	Time	S1	V1	S2	V2	S3	V3	Vmax	Lap	Time	S1	V1	S2	V2	S3	V3	Vmax
1	11:05.118		146	53.715	140	38.645	208		4	1:45.299	27.323	170	43.468	207	34.508	210	218
2	2:00.191	38.924	144	46.537	202	34.730	210	216	5	3:08.548	39.738	81	1:33.993	86			217
3	1:45.459	27.545	170	43.539	207	34.375	211	218									

64 Oliver Caldwell , ADAC Formel 4 / GBR

theoretical besttime: 1:45.371

Lap	Time	S1	V1	S2	V2	S3	V3	Vmax	Lap	Time	S1	V1	S2	V2	S3	V3	Vmax
1	7:46.026		147	51.682	199	36.704	209		5	1:45.623	27.495	170	43.637	206	34.491	211	219
2	1:48.383	28.618	169	44.630	206	35.135	211	216	6	1:45.490	27.445	170	43.455	207	34.590	211	219
3	1:46.134	27.720	169	43.786	206	34.628	211	217	7	2:04.804	29.345	161	51.554	158			217
4	1:45.865	27.673	169	43.721	207	34.471	211	217									

74 Enzo Fittipaldi , ADAC Formel 4 / ITA

theoretical besttime: 1:45.686

Lap	Time	S1	V1	S2	V2	S3	V3	Vmax	Lap	Time	S1	V1	S2	V2	S3	V3	Vmax
1	7:50.426		154	50.360	179	37.815	205		5	1:45.824	27.530	170	43.708	205	34.586	210	216
2	1:51.337	29.703	163	46.233	193	35.401	209	210	6	1:46.029	27.537	169	43.811	206	34.681	209	217
3	1:46.054	27.813	169	43.793	206	34.448	209	216	7	2:00.519	29.240	168	45.904	201			216
4	1:45.904	27.608	169	43.732	206	34.564	209	217									

80 Andreas Estner , ADAC Formel 4 / DEU

theoretical besttime: 1:45.956

Lap	Time	S1	V1	S2	V2	S3	V3	Vmax	Lap	Time	S1	V1	S2	V2	S3	V3	Vmax
1	9:44.258		133	51.373	158	36.320	203		4	1:45.956	27.569	169	43.797	205	34.590	208	216
2	1:51.157	29.120	121	47.180	201	34.857	208	207	5	2:03.013	30.057	148	50.831	179			216
3	1:46.398	27.855	168	43.799	206	34.744	209	216									

81 Sebastian Estner , ADAC Formel 4 Rookie / DEU

theoretical besttime: 1:46.653

Lap	Time	S1	V1	S2	V2	S3	V3	Vmax	Lap	Time	S1	V1	S2	V2	S3	V3	Vmax
1	6:49.860		163	47.447	196	35.658	208		5	1:47.064	28.058	168	44.295	205	34.711	210	217
2	1:48.021	28.381	169	44.535	205	35.105	210	215	6	1:47.185	28.147	169	44.150	204	34.888	209	217
3	1:47.358	27.927	169	44.468	206	34.963	209	216	7	2:01.659	29.581	167	49.007	186			216
4	1:46.692	27.966	169	44.046	206	34.680	210	216									

95 Tom Beckhäuser , ADAC Formel 4 / CZE

theoretical besttime: 1:46.252

Lap	Time	S1	V1	S2	V2	S3	V3	Vmax	Lap	Time	S1	V1	S2	V2	S3	V3	Vmax
1	11:06.531		148	53.512	153	38.963	207		4	1:46.252	27.667	169	43.679	205	34.906	208	215
2	1:47.888	28.244	167	44.488	204	35.156	208	214	5	2:24.779	33.351	135	59.918	135			214
3	1:46.423	27.696	168	43.793	205	34.934	208	215									