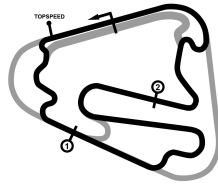


DTM Lausitzring

Lausitzring, length 4570 m

18. - 20.05.2018

DTM



DMSB-Reg.No.: 125/18

Lap Analysis free practice 2, 19.05.2018

2 Gary Paffett , Mercedes-AMG C 63 DTM / GBR									theoretical besttime: 1:37.681								
Lap	Time	S1	V1	S2	V2	S3	V3	Vmax	Lap	Time	S1	V1	S2	V2	S3	V3	Vmax
1	2:51.949		163	49.693	176	37.013	234		8	1:39.940	26.758	187	40.659	232	32.523	240	250
2	2:00.822	29.547	181	50.166	99			247	9	1:41.608	26.912	187	40.971	232			250
3	2:35.376	1:15.853	175	45.316	225	34.207	242		10	2:00.437	45.565	184	41.423	231			
4	1:41.940	28.039	184	41.345	230	32.556	242	248	11	6:18.490	4:59.240	172	45.182	225	34.068	247	
5	1:39.499	26.545	188	40.417	231	32.537	238	251	12	1:41.150	27.536	186	41.069	231	32.545	241	248
6	1:39.578	26.504	188	40.702	232	32.372	244	251	13	1:37.681	26.076	189	39.831	233	31.774	244	251
7	1:42.865	29.073	186	41.123	232	32.669	239	251	14	1:43.210	26.227	187	42.568	224			252

3 Paul Di Resta , Mercedes-AMG C 63 DTM / GBR									theoretical besttime: 1:37.953								
Lap	Time	S1	V1	S2	V2	S3	V3	Vmax	Lap	Time	S1	V1	S2	V2	S3	V3	Vmax
1	2:11.542		169	51.374	171	39.894	234		7	1:47.505	28.856	185	43.196	223			253
2	2:02.472	32.939	180	49.422	203			219	8	9:27.992	8:09.002	173	44.353	226	34.637	237	
3	2:34.228	1:17.293	182	43.264	228	33.671	242		9	1:44.400	27.756	187	41.902	229	34.742	240	244
4	1:43.251	27.893	186	42.250	228	33.108	240	248	10	1:38.409	26.165	189	40.154	233	32.090	243	252
5	1:39.490	26.499	188	40.641	233	32.350	240	252	11	1:37.953	26.036	190	39.983	234	31.934	242	252
6	1:39.899	26.520	188	40.739	232	32.640	242	252	12	1:48.474	30.093	186	43.639	234			254

4 Robin Frijns , Aral Ultimate Audi RS 5 DTM / NLD									theoretical besttime: 1:37.989								
Lap	Time	S1	V1	S2	V2	S3	V3	Vmax	Lap	Time	S1	V1	S2	V2	S3	V3	Vmax
1	2:08.207		158	52.530	185	38.660	204		8	1:42.796	26.754	187	41.486	231			252
2	1:48.348	30.830	182	43.854	224	33.664	244	184	9	10:25.939	8:55.162	153	52.986	169	37.791	219	
3	1:40.001	26.690	187	40.808	231	32.503	240	249	10	1:50.501	29.605	182	44.946	225	35.950	240	205
4	1:40.394	26.570	187	40.537	233	33.287	244	252	11	1:38.550	26.330	187	40.320	232	31.900	244	251
5	1:40.168	26.924	186	40.916	233	32.328	243	251	12	1:38.050	26.073	188	40.016	233	31.961	244	252
6	1:41.529	27.682	186	41.229	231	32.618	242	252	13	1:42.055	28.474	188	40.851	234	32.730	249	252
7	1:39.604	26.555	188	40.663	232	32.386	243	252	14	1:54.587	34.441	177	44.755	225			260

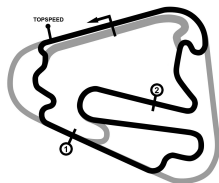
7 Bruno Spengler , BMW Bank M4 DTM / CAN									theoretical besttime: 1:38.421								
Lap	Time	S1	V1	S2	V2	S3	V3	Vmax	Lap	Time	S1	V1	S2	V2	S3	V3	Vmax
1	2:12.595		164	52.209	186				7	13:55.028	12.32	172	47.686	208	35.330	238	
2	2:30.895	1:05.694	177	48.094	222	37.107	237		8	1:45.905	29.650	139	43.463	228	32.792	236	247
3	1:41.231	27.208	186	41.529	229	32.494	236	247	9	1:38.461	26.135	188	40.401	231	31.925	241	251
4	1:40.207	26.688	188	41.016	230	32.503	238	249	10	1:38.486	26.142	188	40.361	231	31.983	237	251
5	1:40.069	26.504	187	40.974	230	32.591	243	251	11	1:52.435	34.518	178	43.281	229			251
6	1:44.141	26.768	187	41.357	230			250									

11 Marco Wittmann , BMW Driving Experience M4 DTM / DEU									theoretical besttime: 1:38.094								
Lap	Time	S1	V1	S2	V2	S3	V3	Vmax	Lap	Time	S1	V1	S2	V2	S3	V3	Vmax
1	3:16.822		152	50.562	181				7	1:41.994	26.748	188	41.014	230			257
2	2:52.512	1:29.064	174	46.388	223	37.060	231		8	10:59.454	9:37.735	156	47.408	224	34.311	236	
3	1:42.920	28.156	184	41.906	230	32.858	245	247	9	1:41.189	27.606	186	41.185	230	32.398	240	247
4	1:40.612	26.838	187	41.259	229	32.515	233	249	10	1:38.094	26.087	187	40.163	232	31.844	235	251
5	1:40.580	26.802	187	41.125	230	32.653	238	249	11	1:38.661	26.217	187	40.458	231	31.986	233	249
6	1:40.534	26.706	187	41.108	230	32.720	249	250	12	1:51.638	34.486	176	42.497	228			249

15 Augusto Farfus , Shell BMW M4 DTM / BRA									theoretical besttime: 1:38.526								
Lap	Time	S1	V1	S2	V2	S3	V3	Vmax	Lap	Time	S1	V1	S2	V2	S3	V3	Vmax
1	2:23.039		145	53.429	179				8	1:43.212	27.615	186	41.394	231			251
2	2:33.288	1:11.322	177	46.609	221	35.357	237		9	3:41.394	2:16.128	182	48.164	201			
3	1:46.868	29.071	184	44.377	223	33.420	241	217	10	6:15.210	4:44.497	92	53.741	175	36.972	202	
4	1:40.511	26.907	187	41.048	231	32.556	240	249	11	1:46.120	29.368	176	44.239	221	32.513	236	205
5	1:40.286	26.452	187	41.128	230	32.706	246	251	12	1:38.541	26.082	188	40.351	232	32.108	238	249
6	1:40.321	26.617	187	40.985	230	32.719	243	251	13	1:38.794	26.067	187	40.497	231	32.230	242	251
7	1:40.466	26.553	187	41.092	231	32.821	240	251	14	1:55.658	34.018	177	44.894	181			251

16 Timo Glock , DEUTSCHE POST BMW M4 DTM / DEU									theoretical besttime: 1:38.043								
Lap	Time	S1	V1	S2	V2	S3	V3	Vmax	Lap	Time	S1	V1	S2	V2	S3	V3	Vmax
1	2:44.160		162	48.130	219				7	1:43.946	27.481	189	41.810	229			249
2	2:47.963	1:27.168	174	46.151	220	34.644	231		8	11:59.694	10:39	173	45.728	222	34.579	242	
3	1:49.480	29.082	185	45.947	225	34.451	239	244	9	1:43.650	28.016	187	42.918	226	32.716	236	246
4	1:41.171	26.914	187	41.697	227	32.560	242	248	10	1:38.043	26.070	188	40.119	232	31.854	238	249
5	1:40.472	26.610	187	41.070	230	32.792	238	249	11	1:44.103	26.106	187	40.307	231			250
6	1:40.460	26.705	187	41.043	230	32.712	236	250									

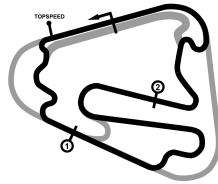
DTM Lausitzring
Lausitzring, length 4570 m
18. - 20.05.2018
DTM



DTM

Lap Analysis free practice 2, 19.05.2018

DMSB-Reg.No.: 125/18



Lap Analysis free practice 2, 19.05.2018

22 Lucas Auer , Mercedes-AMG C 63 DTM / AUT										theoretical besttime: 1:38.055								
Lap	Time	S1	V1	S2	V2	S3	V3	Vmax		Lap	Time	S1	V1	S2	V2	S3	V3	Vmax
1	2:41.115		154	54.834	201	37.959	243			8	2:25.324	1:07.500	184	43.637	228			
2	2:04.911	31.935	154	48.908	190			241		9	9:01.828	7:34.727	153	52.180	219	34.921	237	
3	2:17.707	58.331	178	45.168	224	34.208	239			10	1:45.894	28.226	122	43.333	227	34.335	246	246
4	1:43.041	27.859	184	42.444	229	32.738	244	248		11	1:38.401	26.354	188	40.157	233	31.890	244	251
5	1:39.762	26.640	190	40.743	231	32.379	248	250		12	1:38.055	26.151	188	40.085	233	31.819	243	251
6	1:39.911	26.700	189	40.701	231	32.510	244	259		13	1:54.335	35.392	174	42.568	227			252
7	1:42.055	26.716	188	41.195	231			259										

23 Daniel Juncadella , Mercedes-AMG C 63 DTM / ESP										theoretical besttime: 1:38.419								
Lap	Time	S1	V1	S2	V2	S3	V3	Vmax		Lap	Time	S1	V1	S2	V2	S3	V3	Vmax
1	2:49.993		162	50.354	196	35.812	219			8	9:12.256	7:53.527	169	44.740	225	33.989	238	
2	1:47.689	28.965	184	44.182	230	34.542	241	219		9	1:42.418	27.942	180	41.632	231	32.844	238	246
3	1:42.261	27.027	186	42.049	228	33.185	244	248		10	1:38.700	26.229	188	40.299	232	32.172	237	249
4	1:39.425	26.581	187	40.479	232	32.365	240	249		11	1:41.529	27.595	186	40.702	231	33.232	245	252
5	1:39.363	26.476	188	40.649	232	32.238	245	250		12	1:38.439	26.249	188	40.200	233	31.990	240	251
6	1:46.185	26.431	188	40.939	231			249		13	1:44.381	27.123	185	42.213	231			251
7	2:33.830	1:14.010	184	44.206	227													

25 Philipp Eng , SAMSUNG BMW M4 DTM / AUT										theoretical besttime: 1:38.031								
Lap	Time	S1	V1	S2	V2	S3	V3	Vmax		Lap	Time	S1	V1	S2	V2	S3	V3	Vmax
1	2:24.008		133	53.282	142					7	2:34.273	1:18.212	182	42.087	228			
2	2:27.566	1:02.375	156	50.151	159	35.040	220			8	10:44.812	9:22.863	158	46.744	203	35.205	183	
3	1:44.448	28.657	183	43.565	208	32.226	242	232		9	1:45.900	28.917	177	44.443	201	32.540	230	196
4	1:38.319	26.023	187	40.447	230	31.849	244	248		10	1:38.247	26.023	186	40.159	230	32.065	234	247
5	1:38.527	26.034	187	40.377	230	32.116	240	249		11	1:38.387	26.050	187	40.298	231	32.039	239	248
6	1:41.187	26.181	187	40.829	229			248		12	1:49.734	28.752	174	46.338	197			248

28 Loic Duval , Audi Sport RS 5 DTM / FRA										theoretical besttime: 1:38.561								
Lap	Time	S1	V1	S2	V2	S3	V3	Vmax		Lap	Time	S1	V1	S2	V2	S3	V3	Vmax
1	2:32.661		158	51.032	179					9	5:14.973	3:49.560	142	50.572	199	34.841	219	
2	2:26.628	1:00.053	139	51.439	202	35.136	238			10	1:43.746	28.496	183	42.481	216	32.769	241	222
3	1:48.286	28.766	184	43.579	214	35.941	238	245		11	1:38.681	26.330	188	40.347	232	32.004	238	249
4	1:40.514	26.999	187	41.219	229	32.296	242	249		12	1:38.924	26.420	189	40.448	232	32.056	244	249
5	1:39.841	26.705	188	40.891	231	32.245	240	250		13	1:38.726	26.210	188	40.422	232	32.094	243	251
6	1:39.994	26.650	188	40.958	231	32.386	244	251		14	1:42.378	26.462	188	41.703	231			251
7	1:40.104	26.648	188	40.981	232	32.475	244	251		15	2:33.511	1:03.989	99	52.922	223			
8	1:43.145	26.783	188	41.555	229			251										

33 René Rast , Audi Sport RS 5 DTM / DEU										theoretical besttime: 1:38.389								
Lap	Time	S1	V1	S2	V2	S3	V3	Vmax		Lap	Time	S1	V1	S2	V2	S3	V3	Vmax
1	1:50.507		179	44.955	224	34.064	237			8	1:44.242	28.219	184	43.432	228	32.591	246	252
2	1:40.875	27.228	186	41.190	232	32.457	241	249		9	1:38.764	26.409	188	40.321	234	32.034	240	252
3	1:40.816	27.444	187	40.975	233	32.397	247	251		10	1:38.389	26.189	189	40.214	234	31.986	243	253
4	1:39.830	26.750	188	40.635	232	32.445	243	252		11	1:45.376	26.315	188	42.641	229			253
5	1:40.566	26.691	187	41.095	231	32.780	246	254		12	4:21.862	3:06.808	134	42.538	233	32.516	240	
6	1:43.793	27.083	186	42.057	227			254		13	1:38.780	26.340	188	40.411	233	32.029	243	254
7	8:06.902	6:46.732	174	45.529	225	34.641	238			14	2:07.527	33.721	182	56.607	129			254

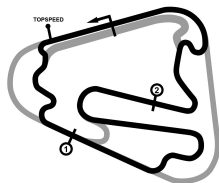
47 Joel Eriksson , BMW M4 DTM / SWE										theoretical besttime: 1:38.880								
Lap	Time	S1	V1	S2	V2	S3	V3	Vmax		Lap	Time	S1	V1	S2	V2	S3	V3	Vmax
1	2:48.673		154	50.701	186	36.256	223			7	13:25.588	11:58	149	50.607	183	36.452	224	
2	1:46.252	29.523	183	43.378	227	33.351	244	219		8	1:47.171	29.439	181	42.513	225	35.219	246	209
3	1:39.651	26.582	187	40.593	230	32.476	243	248		9	1:38.929	26.275	188	40.427	230	32.227	236	249
4	1:41.266	27.558	187	40.987	229	32.721	236	249		10	1:38.898	26.249	187	40.445	231	32.204	241	249
5	1:40.387	26.735	186	40.769	229	32.883	244	249		11	1:40.467	26.491	185	40.574	230			249
6	1:42.220	26.831	187	41.107	230			249										

DTM Lausitzring

Lausitzring, length 4570 m

18. - 20.05.2018

DTM



DMSB-Reg.No.: 125/18

Lap Analysis free practice 2, 19.05.2018

48 Edoardo Mortara , Mercedes-AMG C 63 DTM / CHE										theoretical besttime: 1:38.332								
Lap	Time	S1	V1	S2	V2	S3	V3	Vmax		Lap	Time	S1	V1	S2	V2	S3	V3	Vmax
1	2:13.602		149	50.446	201	38.114	231			8	1:42.585	26.675	187	41.968	232			250
2	2:02.665	33.597	162	48.647	219			229		9	2:19.213	1:00.730	185	42.136	229			
3	2:23.448	1:03.344	141	46.278	226	33.826	242			10	7:53.635	6:34.844	165	44.869	226	33.922	240	
4	1:41.837	27.533	186	41.482	230	32.822	239	247		11	1:41.175	27.360	187	41.176	230	32.639	245	248
5	1:40.007	26.680	189	40.880	231	32.447	240	251		12	1:38.681	26.475	188	40.058	233	32.148	245	250
6	1:39.795	26.747	188	40.537	232	32.511	238	252		13	1:38.341	26.299	187	40.067	233	31.975	244	252
7	1:39.587	26.584	188	40.440	233	32.563	238	252		14	1:53.605	34.036	179	43.089	229			252

51 Nico Müller , Castrol EDGE Audi RS 5 DTM / CHE										theoretical besttime: 1:38.432								
Lap	Time	S1	V1	S2	V2	S3	V3	Vmax		Lap	Time	S1	V1	S2	V2	S3	V3	Vmax
1	2:19.974		145	55.903	187					8	5:08.266	3:44.991	166	49.800	169	33.475	244	
2	2:26.945	1:00.892	171	51.571	172	34.482	243			9	1:41.109	27.351	186	41.242	231	32.516	246	250
3	1:42.901	28.155	184	42.042	230	32.704	244	251		10	1:38.676	26.410	188	40.256	234	32.010	248	252
4	1:41.245	27.662	187	41.203	233	32.380	243	253		11	1:38.657	26.166	189	40.367	233	32.124	245	252
5	1:39.831	26.713	188	40.803	233	32.315	247	255		12	1:42.371	26.604	189	41.114	233			254
6	1:40.103	26.789	188	40.901	234	32.413	247	255		13	5:15.084	3:59.871	186	42.611	233	32.602	248	
7	1:41.380	26.723	188	40.918	233			254		14	1:54.575	34.746	180	41.465	203			255

53 Jamie Green , Hoffmann Group Audi RS 5 DTM / GBR										theoretical besttime: 1:38.710								
Lap	Time	S1	V1	S2	V2	S3	V3	Vmax		Lap	Time	S1	V1	S2	V2	S3	V3	Vmax
1	2:34.073		175	45.927	224	34.785	234			9	1:39.805	26.818	188	40.748	232	32.239	252	262
2	1:42.598	27.822	185	42.031	230	32.745	244	246		10	1:41.550	26.750	188	40.828	233			262
3	1:40.028	26.646	187	41.166	232	32.216	238	250		11	6:50.292	5:30.663	177	44.952	166	34.677	243	
4	1:40.592	27.174	187	41.192	232	32.226	244	251		12	1:45.283	27.929	187	42.536	188	34.818	244	246
5	1:40.163	26.909	188	40.970	231	32.284	244	252		13	1:47.739	26.397	188	46.884	143	34.458	248	252
6	1:39.866	26.648	187	40.892	231	32.326	246	257		14	1:38.710	26.328	188	40.480	232	31.902	244	253
7	1:40.281	26.511	187	41.527	234	32.243	250	262		15	2:02.682	30.318	159	49.923	134			243
8	1:39.794	26.667	188	40.887	238	32.240	247	261										

94 Pascal Wehrlein , Mercedes-AMG C 63 DTM / DEU										theoretical besttime: 1:38.484								
Lap	Time	S1	V1	S2	V2	S3	V3	Vmax		Lap	Time	S1	V1	S2	V2	S3	V3	Vmax
1	2:44.156		173	47.047	204	38.211	241			8	3:48.795	2:29.528	183	44.070	225			
2	1:43.517	29.164	184	41.744	231	32.609	237	249		9	9:22.837	8:03.136	170	45.495	225	34.206	245	
3	1:39.552	26.672	189	40.568	232	32.312	253	250		10	1:40.695	27.495	186	41.140	230	32.060	243	249
4	1:39.109	26.379	189	40.559	231	32.171	252	259		11	1:42.456	26.222	189	42.963	217	33.271	244	252
5	1:38.672	26.322	189	40.202	232	32.148	248	260		12	1:59.359	45.791	188	41.161	230	32.407	242	253
6	1:39.257	26.411	190	40.429	232	32.417	251	261		13	1:50.261	34.817	176	41.203	226			253
7	1:43.568	26.756	186	40.900	231			261										

99 Mike Rockenfeller , Schaeffler Audi RS 5 DTM / DEU										theoretical besttime: 1:38.749								
Lap	Time	S1	V1	S2	V2	S3	V3	Vmax		Lap	Time	S1	V1	S2	V2	S3	V3	Vmax
1	1:57.994		175	48.458	214					9	1:39.141	26.256	188	40.898	233	31.987	243	253
2	2:19.878	57.172	179	45.386	225					10	1:39.078	26.297	187	40.609	232	32.172	244	252
3	2:33.343	1:04.738	177	49.994	223	38.611	244			11	1:38.899	26.206	188	40.556	233	32.137	247	252
4	1:44.997	28.188	183	42.478	226	34.331	247	252		12	1:47.288	26.515	188	43.275	229			251
5	1:40.268	26.564	187	41.177	231	32.527	244	252		13	6:25.072	5:11.342	186	41.396	231	32.334	242	
6	1:44.019	27.551	186	42.234	231			251		14	1:39.317	26.409	186	40.732	233	32.176	249	252
7	2:25.489	1:06.996	182	45.338	226	33.155	238			15	1:49.158	33.804	179	40.886	231			253
8	1:42.640	27.745	185	42.329	232	32.566	242	246										