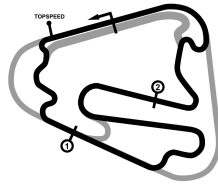


# DTM Lausitzring

Lausitzring, length 4570 m

18. - 20.05.2018

DTM



DMSB-Reg.No.: 125/18

## Lap Analysis free practice 3, 20.05.2018

2 Gary Paffett , Mercedes-AMG C 63 DTM / GBR										theoretical besttime: 1:39.109									
Lap	Time	S1	V1	S2	V2	S3	V3	Vmax		Lap	Time	S1	V1	S2	V2	S3	V3	Vmax	
1	2:47.422		155	49.435	211					9	2:00.361	45.576	187	40.996	<b>234</b>				
2	2:52.839	53.017	179	48.466	122					10	6:46.538	5:21.144	172	45.333	224	40.061	235		
3	2:48.908	1:25.596	177	45.937	205	37.375	238			11	1:42.221	27.833	185	41.501	228	32.887	240	247	
4	1:44.410	27.320	185	41.109	226	35.981	<b>247</b>	249		12	1:41.011	26.643	187	41.347	227	33.021	244	253	
5	<b>1:39.187</b>	26.551	<b>187</b>	<b>40.371</b>	230	<b>32.265</b>	242	254		13	1:39.344	26.573	186	40.483	230	32.288	246	254	
6	1:39.615	<b>26.473</b>	187	40.657	230	32.485	242	<b>255</b>		14	2:39.049	30.325	181	46.409	163	1:22.315	7	255	
7	1:39.722	26.691	187	40.596	230	32.435	236	255		15	2:00.471	31.271	185	40.929	229			155	
8	1:44.628	28.971	185	41.866	230			255											

3 Paul Di Resta , Mercedes-AMG C 63 DTM / GBR										theoretical besttime: 1:39.259									
Lap	Time	S1	V1	S2	V2	S3	V3	Vmax		Lap	Time	S1	V1	S2	V2	S3	V3	Vmax	
1	2:17.148		167	51.070	190	40.166	236			8	2:19.329	1:01.822	185	42.720	217				
2	1:59.306	32.260	179	47.588	198			240		9	9:27.605	8:10.569	174	43.753	225	33.283	237		
3	2:17.518	1:00.191	179	43.485	225	33.842	232			10	1:45.540	27.411	184	41.461	226	36.668	<b>247</b>	248	
4	1:43.132	27.719	184	42.328	228	33.085	246	248		11	1:39.441	26.641	186	40.523	230	<b>32.277</b>	247	253	
5	1:39.445	<b>26.498</b>	186	40.535	230	32.412	242	254		12	1:39.911	26.959	187	40.539	230	32.413	247	253	
6	<b>1:39.429</b>	26.525	<b>187</b>	<b>40.484</b>	<b>231</b>	32.420	242	254		13	2:35.908	29.160	177	44.804	192	1:21.944		<b>255</b>	
7	1:45.223	29.244	186	41.202	229			254		14	2:05.382	31.638	175	44.564	201			155	

4 Robin Frijns , Aral Ultimate Audi RS 5 DTM / NLD										theoretical besttime: 1:39.573									
Lap	Time	S1	V1	S2	V2	S3	V3	Vmax		Lap	Time	S1	V1	S2	V2	S3	V3	Vmax	
1	2:06.152		151	51.816	195					8	12:25.600	10:54	162	53.994	151	36.816	232		
2	2:30.370	58.560	165	53.371	189	38.439	235			9	1:46.663	29.055	182	43.687	223	33.921	243	247	
3	1:49.309	29.785	180	44.423	222	35.101	244	246		10	1:42.010	27.774	184	41.460	227	32.776	243	252	
4	1:40.824	26.810	185	41.518	228	32.496	244	251		11	<b>1:39.724</b>	26.715	186	<b>40.735</b>	229	32.274	<b>247</b>	252	
5	1:39.971	26.727	186	40.995	<b>231</b>	<b>32.249</b>	246	251		12	2:25.098	28.365	170	43.694	227	1:13.039		254	
6	1:39.894	<b>26.589</b>	<b>187</b>	41.005	229	32.300	244	252		13	1:59.689	32.748	183	43.943	225			144	
7	1:41.836	26.683	186	41.015	229			<b>254</b>											

7 Bruno Spengler , BMW Bank M4 DTM / CAN										theoretical besttime: 1:39.346									
Lap	Time	S1	V1	S2	V2	S3	V3	Vmax		Lap	Time	S1	V1	S2	V2	S3	V3	Vmax	
1	2:20.502		162	52.445	175					10	1:41.220	27.022	187	41.388	227	32.810	<b>248</b>	251	
2	2:15.298	56.023	179	45.377	220	33.898	242			11	1:42.311	27.066	<b>189</b>	41.013	<b>233</b>			251	
3	1:40.956	27.329	186	41.198	227	32.429	241	248		12	5:52.450	4:32.028	172	46.447	223	33.975	234		
4	1:39.722	26.554	187	40.853	227	32.315	240	251		13	1:42.650	28.058	184	42.080	226	32.512	242	248	
5	<b>1:39.430</b>	26.485	187	<b>40.642</b>	228	32.303	246	251		14	1:39.524	<b>26.411</b>	187	40.765	227	32.348	243	251	
6	1:39.600	26.512	187	40.795	228	<b>32.293</b>	242	252		15	1:39.514	26.424	186	40.725	228	32.365	241	252	
7	1:39.851	26.568	186	40.835	227	32.448	240	251		16	1:57.393	26.801	186	41.447	226			253	
8	1:40.406	26.717	187	41.082	227	32.607	234	252		17	2:43.063	51.670	184	42.994	219	1:08.399	6		
9	1:40.773	26.993	186	41.081	228	32.699	243	<b>253</b>		18	1:56.767	30.987	185	41.609	227			151	

11 Marco Wittmann , BMW Driving Experience M4 DTM / DEU										theoretical besttime: 1:39.393									
Lap	Time	S1	V1	S2	V2	S3	V3	Vmax		Lap	Time	S1	V1	S2	V2	S3	V3	Vmax	
1	4:27.179		158	47.491	217					8	10:24.921	9:04.507	164	45.076	220	35.338	237		
2	2:46.309	1:27.730	171	44.667	225	33.912	246			9	1:46.443	28.177	151	45.180	154	33.086	239	248	
3	1:40.913	27.342	186	41.158	<b>229</b>	32.413	241	250		10	1:39.623	26.433	186	40.822	228	32.368	234	251	
4	<b>1:39.459</b>	26.429	187	<b>40.744</b>	228	<b>32.286</b>	248	252		11	1:40.216	26.437	186	41.338	228	32.441	242	253	
5	1:39.844	<b>26.363</b>	187	40.840	229	32.641	242	253		12	2:57.474	26.902	185	47.823	136	1:42.749		254	
6	1:39.725	26.440	186	40.991	227	32.294	<b>254</b>	251		13	2:04.939	32.249	180	41.759	228			157	
7	1:42.148	26.694	<b>188</b>	41.161	227			<b>262</b>											

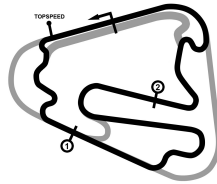
15 Augusto Farfus , Shell BMW M4 DTM / BRA										theoretical besttime: 1:39.442									
Lap	Time	S1	V1	S2	V2	S3	V3	Vmax		Lap	Time	S1	V1	S2	V2	S3	V3	Vmax	
1	3:35.440		156	46.983	213					9	7:32.006	6:09.835	171	45.818	221	36.353	241		
2	2:28.986	1:11.847	152	43.861	221	33.278	239			10	1:43.695	28.951	180	42.384	225	<b>32.360</b>	242	248	
3	1:49.736	26.409	<b>187</b>	43.137	181			251		11	1:40.108	26.855	186	<b>40.720</b>	228	32.533	239	251	
4	2:12.351	58.656	182	41.254	228	32.441	<b>247</b>			12	1:40.039	26.557	186	40.947	228	32.535	243	251	
5	<b>1:39.532</b>	<b>26.362</b>	186	40.761	228	32.409	242	<b>252</b>		13	1:43.164	26.565	186	41.437	227			251	
6	1:40.125	26.590	186	40.935	227	32.600	241	251		14	3:49.491	1:01.565	173	46.044	218	2:01.882	5		
7	1:40.027	26.503	186	40.935	227	32.589	247	251		15	2:09.028	35.132	163	47.810	190			157	
8	1:41.631	26.511	186	40.926	<b>229</b>			251											

# DTM Lausitzring

Lausitzring, length 4570 m

18. - 20.05.2018

DTM



## Lap Analysis free practice 3, 20.05.2018

DMSB-Reg.No.: 125/18

16 Timo Glock , DEUTSCHE POST BMW M4 DTM / DEU										theoretical besttime: 1:39.070								
Lap	Time	S1	V1	S2	V2	S3	V3	Vmax		Lap	Time	S1	V1	S2	V2	S3	V3	Vmax
1	2:34.197		161	53.269	167					8	11:19.262	9:58.184	154	46.615	218	34.463	236	
2	2:47.872	1:25.919	173	46.478	219	35.475	235			9	1:44.440	28.333	183	43.225	225	32.882	239	246
3	1:45.159	28.903	183	43.161	224	33.095	242	248		10	1:40.101	26.632	186	41.029	227	32.440	242	251
4	1:39.443	<b>26.354</b>	186	40.683	229	32.406	243	251		11	<b>1:39.280</b>	26.564	185	<b>40.508</b>	<b>234</b>	<b>32.208</b>	<b>253</b>	251
5	1:39.754	26.451	185	40.783	228	32.520	244	251		12	2:44.338	31.260	133	52.072	198	1:21.006		<b>264</b>
6	1:49.563	29.424	160	43.964	231	36.175	252	252		13	1:54.346	30.020	183	41.612	226			155
7	1:44.325	26.727	<b>189</b>	41.502	225			261										

22 Lucas Auer , Mercedes-AMG C 63 DTM / AUT										theoretical besttime: 1:39.079								
Lap	Time	S1	V1	S2	V2	S3	V3	Vmax		Lap	Time	S1	V1	S2	V2	S3	V3	Vmax
1	2:26.100		155	54.735	202	38.147	242			9	7:16.589	5:57.978	169	44.792	223	33.819	240	
2	1:58.228	30.551	179	46.948	216			249		10	1:41.873	27.561	185	41.323	225	32.989	243	244
3	2:17.146	58.699	175	44.576	222	33.871	241			11	1:41.231	<b>26.470</b>	187	41.315	227	33.446	245	251
4	1:41.470	27.411	185	41.187	225	32.872	240	249		12	1:39.484	26.551	187	40.488	229	32.445	<b>252</b>	252
5	<b>1:39.112</b>	26.503	187	<b>40.402</b>	230	<b>32.207</b>	248	252		13	1:40.146	26.521	187	40.989	<b>234</b>	32.636	252	<b>262</b>
6	1:39.363	26.556	186	40.521	230	32.286	243	252		14	3:10.265	27.434	184	43.773	206	1:59.058	7	262
7	1:41.296	26.602	<b>189</b>	40.712	228			253		15	2:08.594	30.800	172	48.073	207			155
8	4:10.726	2:52.607	179	43.515	220													

23 Daniel Juncadella , Mercedes-AMG C 63 DTM / ESP										theoretical besttime: 1:38.926								
Lap	Time	S1	V1	S2	V2	S3	V3	Vmax		Lap	Time	S1	V1	S2	V2	S3	V3	Vmax
1	2:57.816		169	45.787	219	34.912	244			9	1:39.202	26.460	187	40.528	230	<b>32.214</b>	243	254
2	1:43.699	27.780	184	43.324	223	32.595	246	257		10	1:39.148	26.432	187	40.367	230	32.349	245	254
3	1:40.072	26.585	<b>187</b>	41.143	228	32.344	240	252		11	<b>1:39.141</b>	<b>26.405</b>	187	<b>40.307</b>	<b>232</b>	32.429	244	253
4	1:39.660	26.627	187	40.630	230	32.403	236	252		12	1:43.266	28.711	183	42.313	230	32.242	244	252
5	1:42.618	26.627	187	40.754	230			252		13	1:39.334	26.447	187	40.475	230	32.412	241	254
6	2:33.475	1:15.033	157	44.715	229					14	1:39.322	26.467	187	40.548	230	32.307	<b>251</b>	254
7	6:29.782	5:10.876	170	44.782	223	34.124	237			15	2:20.842	28.291	169	42.614	227	1:09.937	5	<b>264</b>
8	1:41.018	27.478	184	41.113	227	32.427	243	249		16	2:36.283	32.105	144	1:11.895	114			151

25 Philipp Eng , SAMSUNG BMW M4 DTM / AUT										theoretical besttime: 1:39.217								
Lap	Time	S1	V1	S2	V2	S3	V3	Vmax		Lap	Time	S1	V1	S2	V2	S3	V3	Vmax
1	2:20.031		168	49.167	154	36.492	243			10	1:43.043	27.235	186	41.618	227			251
2	1:40.894	27.529	185	41.103	<b>227</b>	32.262	242	249		11	6:02.396	4:43.381	165	45.146	203	33.869	236	
3	1:39.559	26.521	<b>186</b>	40.858	<b>228</b>	<b>32.180</b>	<b>248</b>	251		12	1:45.486	27.980	178	44.900	208	32.606	234	239
4	<b>1:39.424</b>	26.427	186	40.741	228	32.256	238	251		13	1:39.893	<b>26.340</b>	185	<b>40.697</b>	227	32.856	238	248
5	1:39.712	26.440	186	40.772	228	32.500	247	251		14	1:42.757	26.906	185	42.976	225	32.875	243	249
6	1:40.441	26.585	186	41.083	228	32.773	242	250		15	1:41.551	26.672	185	41.114	226			249
7	1:40.872	26.897	186	41.240	227	32.735	246	251		16	3:29.528	59.360	171	47.154	210	1:43.014	83	
8	1:41.202	26.964	186	41.404	227	32.834	237	251		17	2:15.041	32.147	183	42.361	222			165
9	1:41.561	27.056	185	41.423	227	33.082	242	<b>252</b>										

28 Loic Duval , Audi Sport RS 5 DTM / FRA										theoretical besttime: 1:39.003								
Lap	Time	S1	V1	S2	V2	S3	V3	Vmax		Lap	Time	S1	V1	S2	V2	S3	V3	Vmax
1	2:09.508		165	48.091	210	37.722	238			8	1:40.385	27.473	185	40.853	225	<b>32.059</b>	244	246
2	1:43.021	28.569	183	41.870	222	32.582	242	247		9	1:42.255	26.570	187	42.845	229	32.840	244	252
3	1:39.525	26.624	187	40.693	<b>230</b>	32.208	245	252		10	<b>1:39.123</b>	26.512	187	<b>40.487</b>	230	32.124	245	253
4	1:46.495	26.635	187	46.795	228	33.065	244	255		11	1:42.654	26.633	187	42.765	226	33.256	<b>251</b>	252
5	1:39.317	<b>26.457</b>	<b>188</b>	40.648	230	32.212	246	254		12	3:01.582	28.426	182	45.249	212	1:47.907	59	<b>261</b>
6	1:42.673	26.670	187	40.717	230			255		13	2:02.607	31.049	183	41.412	228			162
7	13:37.722	12:18	175	44.587	225	34.249	242											

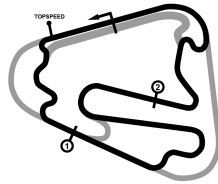
47 Joel Eriksson , BMW M4 DTM / SWE										theoretical besttime: 1:39.393								
Lap	Time	S1	V1	S2	V2	S3	V3	Vmax		Lap	Time	S1	V1	S2	V2	S3	V3	Vmax
1	2:43.267		134	58.545	158					8	1:47.047	29.320	180	44.387	221	33.340	236	210
2	2:31.735	1:06.904	161	49.312	177	35.519	210			9	1:41.069	<b>26.358</b>	186	41.183	226	33.528	234	249
3	1:46.397	29.172	182	44.003	220	33.222	241	202		10	1:39.760	26.642	185	<b>40.629</b>	228	32.489	240	251
4	<b>1:39.607</b>	26.491	<b>187</b>	40.710	<b>228</b>	<b>32.406</b>	<b>246</b>	251		11	1:40.714	26.498	185	40.766	228			251
5	1:39.768	26.481	187	40.795	227	32.492	242	251		12	3:16.758	1:04.526	183	43.384	225	1:28.848		
6	1:41.359	26.525	186	41.001	227			<b>253</b>		13	2:01.851	31.675	184	41.121	227			156
7	11:18.358	9:53.225	137	49.758	182	35.375	213											

# DTM Lausitzring

Lausitzring, length 4570 m

18. - 20.05.2018

DTM



## Lap Analysis free practice 3, 20.05.2018

DMSB-Reg.No.: 125/18

48 Edoardo Mortara , Mercedes-AMG C 63 DTM / CHE										theoretical besttime: 1:39.101								
Lap	Time	S1	V1	S2	V2	S3	V3	Vmax		Lap	Time	S1	V1	S2	V2	S3	V3	Vmax
1	2:44.235		149	48.824	220					9	1:41.681	27.384	184	41.402	226	32.895	243	248
2	2:38.746	1:20.601	177	43.898	224					10	1:39.478	26.644	187	40.472	230	32.362	244	253
3	2:20.358	58.792	165	45.156	224	36.410	238			11	1:39.453	26.563	188	40.371	230	32.519	242	252
4	1:41.908	27.533	185	41.726	225	32.649	246	249		12	1:39.492	26.569	188	40.446	230	32.477	247	253
5	1:39.434	<b>26.490</b>	187	40.596	230	32.348	246	253		13	1:39.581	26.596	187	40.600	230	32.385	248	254
6	<b>1:39.241</b>	26.557	188	40.422	230	<b>32.262</b>	<b>252</b>	254		14	3:10.392	26.550	<b>190</b>	41.345	169	2:02.497	66	262
7	1:40.464	26.500	188	<b>40.349</b>	<b>235</b>			<b>263</b>		15	2:03.518	32.570	181	42.426	228			155
8	8:33.315	7:14.229	162	45.118	222	33.968	245											

51 Nico Müller , Castrol EDGE Audi RS 5 DTM / CHE										theoretical besttime: 1:38.909								
Lap	Time	S1	V1	S2	V2	S3	V3	Vmax		Lap	Time	S1	V1	S2	V2	S3	V3	Vmax
1	2:33.250		152	53.712	155					9	6:24.413	4:57.552	162	49.203	166	37.658	152	
2	2:57.501	1:24.166	160	54.970	167					10	1:43.361	28.895	184	41.625	225	32.841	246	192
3	2:25.093	56.339	178	52.126	164	36.628	166			11	<b>1:38.917</b>	26.432	188	<b>40.377</b>	231	<b>32.108</b>	245	255
4	1:43.617	29.644	185	41.593	229	32.380	244	162		12	1:39.118	26.453	188	40.492	231	32.173	246	254
5	1:39.354	26.437	187	40.723	231	32.194	242	255		13	1:39.415	<b>26.424</b>	187	40.582	231	32.409	<b>248</b>	255
6	1:39.132	26.476	187	40.535	231	32.121	242	<b>257</b>		14	1:42.012	26.479	187	41.066	228			257
7	1:39.453	26.568	187	40.587	<b>232</b>	32.298	242	256		15	3:12.334	41.001	186	41.355	230	1:49.978	6	
8	1:46.173	26.523	<b>188</b>	42.632	162			256		16	2:02.680	31.441	187	41.985	220			148

53 Jamie Green , Hoffmann Group Audi RS 5 DTM / GBR										theoretical besttime: 1:39.061								
Lap	Time	S1	V1	S2	V2	S3	V3	Vmax		Lap	Time	S1	V1	S2	V2	S3	V3	Vmax
1	2:06.793		167	49.238	212					8	8:59.470	7:43.812	183	42.275	226	33.383	244	
2	3:41.047	2:24.309	179	43.403	224	33.335	244			9	1:42.670	26.849	184	41.949	154	33.872	241	252
3	1:41.036	26.987	<b>187</b>	41.262	229	32.787	242	254		10	1:40.781	26.878	185	41.298	229	32.605	247	253
4	1:39.215	26.366	187	40.773	<b>231</b>	32.076	244	254		11	1:40.560	26.790	186	41.121	228	32.649	245	253
5	1:39.314	26.521	187	<b>40.717</b>	230	32.076	242	<b>256</b>		12	1:40.530	26.832	185	41.042	229	32.656	252	254
6	<b>1:39.096</b>	<b>26.281</b>	187	40.752	231	<b>32.063</b>	<b>254</b>	255		13	1:40.497	26.792	185	41.098	229	32.607	245	256
7	1:46.027	26.722	167	44.931	231			255		14	1:57.935	27.318	161	46.684	226			255

94 Pascal Wehrlein , Mercedes-AMG C 63 DTM / DEU										theoretical besttime: 1:39.215								
Lap	Time	S1	V1	S2	V2	S3	V3	Vmax		Lap	Time	S1	V1	S2	V2	S3	V3	Vmax
1	2:28.189		147	52.505	187					9	1:45.219	27.436	184	42.058	228			265
2	2:20.135	59.452	179	44.534	221					10	8:08.364	6:50.286	174	44.621	224	33.457	244	
3	2:46.859	1:28.107	176	45.041	225	33.711	240			11	1:41.365	27.489	185	41.003	229	32.873	246	249
4	1:41.540	27.568	185	41.452	229	32.520	250	252		12	1:42.334	<b>26.447</b>	187	40.565	229	35.322	246	254
5	1:40.019	26.524	185	41.169	229	32.326	252	264		13	<b>1:39.305</b>	26.537	187	<b>40.451</b>	230	<b>32.317</b>	248	255
6	1:39.620	26.457	187	40.808	<b>230</b>	32.355	<b>255</b>	264		14	2:55.338	28.701	185	42.951	176	1:43.686		250
7	1:39.692	26.475	186	40.799	230	32.418	255	264		15	2:13.354	30.284	186	41.213	228			154
8	1:39.477	26.462	<b>189</b>	40.532	230	32.483	252	<b>265</b>										

99 Mike Rockenfeller , Schaeffler Audi RS 5 DTM / DEU										theoretical besttime: 1:39.283								
Lap	Time	S1	V1	S2	V2	S3	V3	Vmax		Lap	Time	S1	V1	S2	V2	S3	V3	Vmax
1	2:00.836		173	47.953	211					11	1:40.593	26.683	186	41.113	228	32.797	244	264
2	2:18.009	59.223	177	44.831	215	33.955	244			12	1:40.996	26.908	185	41.279	229	32.809	245	254
3	1:41.490	27.371	185	41.491	228	32.628	251	253		13	1:42.018	27.256	185	41.729	229	33.033	244	254
4	1:40.422	26.743	185	41.302	229	32.377	247	254		14	1:41.269	27.109	185	41.314	230	32.846	244	254
5	1:39.735	26.585	186	40.755	228	32.395	240	253		15	1:42.406	27.081	186	41.417	230			255
6	1:40.059	26.657	185	40.913	229	32.489	240	254		16	2:14.877	58.850	179	43.188	224	32.839	247	
7	<b>1:39.320</b>	<b>26.454</b>	188	<b>40.631</b>	<b>235</b>	32.235	254	254		17	1:39.430	26.586	187	40.646	230	<b>32.198</b>	244	254
8	1:39.435	26.480	<b>189</b>	40.659	235	32.296	258	264		18	2:15.860	26.475	187	41.430	224	1:07.955	6	255
9	1:39.548	26.587	188	40.700	235	32.261	257	264		19	2:00.589	32.244	183	43.738	161			151
10	1:40.347	26.676	188	41.045	234	32.626	<b>260</b>	<b>265</b>										