

Lap Analysis qualifying 1, 19.05.2018

2 Gary Paffett , Mercedes-AMG C 63 DTM / GBR										theoretical besttime: 1:37.824							
Lap	Time	S1	V1	S2	V2	S3	V3	Vmax	Lap	Time	S1	V1	S2	V2	S3	V3	Vmax
1	2:54.658		174	45.118	225	33.955	240		5	1:44.903	26.865	188	41.266	229			245
2	1:47.329	27.960	185	45.042	229	34.327	242	246	6	7:57.272	6:35.023	149	47.257	190	34.992	247	
3	1:38.135	26.248	188	40.081	234	31.806	243	252	7	1:42.012	27.061	187	40.752	230	34.199	245	248
4	1:38.888	26.077	189	39.941	233	32.870	232	253	8	1:50.256	26.463	189	40.147	233			253

3 Paul Di Resta , Mercedes-AMG C 63 DTM / GBR										theoretical besttime: 1:37.818							
Lap	Time	S1	V1	S2	V2	S3	V3	Vmax	Lap	Time	S1	V1	S2	V2	S3	V3	Vmax
1	2:30.324		172	47.068	204	36.113	238		6	7:48.090	6:31.356	177	43.388	228	33.346	242	
2	1:50.535	31.654	186	42.212	230	36.669	245	247	7	1:42.407	27.643	186	41.941	230	32.823	247	246
3	1:38.260	26.183	189	40.223	235	31.854	243	254	8	1:37.825	26.006	189	40.021	233	31.798	248	253
4	1:38.096	26.093	189	40.014	234	31.989	244	254	9	1:53.429	31.090	167	45.820	210			253
5	1:46.583	28.154	186	43.107	213			253									

4 Robin Frijns , Aral Ultimate Audi RS 5 DTM / NLD										theoretical besttime: 1:37.959							
Lap	Time	S1	V1	S2	V2	S3	V3	Vmax	Lap	Time	S1	V1	S2	V2	S3	V3	Vmax
1	2:39.385		142	58.742	134	40.215	203		6	6:18.867	4:50.241	162	51.379	156	37.247	240	
2	1:50.177	31.215	181	45.076	222	33.886	244	178	7	1:45.131	29.001	184	42.780	227	33.350	241	250
3	1:38.657	26.248	188	40.533	231	31.876	242	252	8	1:37.986	26.100	188	40.122	233	31.764	247	253
4	1:38.623	26.278	189	40.263	232	32.082	248	253	9	1:39.872	26.073	189	40.803	232	32.996	243	253
5	1:44.953	27.134	185	42.328	231			253	10	2:09.802	31.641	135	54.647	158			236

7 Bruno Spengler , BMW Bank M4 DTM / CAN										theoretical besttime: 1:37.513							
Lap	Time	S1	V1	S2	V2	S3	V3	Vmax	Lap	Time	S1	V1	S2	V2	S3	V3	Vmax
1	2:48.589		143	48.087	208	39.357	242		5	8:25.551	7:03.282	160	47.786	221	34.483	236	
2	1:45.041	28.047	186	41.535	228	35.459	244	248	6	1:45.362	28.313	184	42.286	228	34.763	235	250
3	1:37.909	25.967	189	40.078	231	31.864	247	252	7	1:37.513	25.955	190	39.927	234	31.631	246	252
4	1:43.582	25.970	189	40.683	231			250	8	1:52.236	26.594	186	46.091	110			252

11 Marco Wittmann , BMW Driving Experience M4 DTM / DEU										theoretical besttime: 1:37.533							
Lap	Time	S1	V1	S2	V2	S3	V3	Vmax	Lap	Time	S1	V1	S2	V2	S3	V3	Vmax
1	3:47.287		158	46.631	222	35.104	238		6	5:15.351	3:54.766	162	46.093	224	34.492	239	
2	1:46.497	27.836	186	44.382	228	34.279	243	249	7	1:41.718	27.794	186	41.324	230	32.600	252	249
3	1:38.218	26.051	189	40.487	232	31.680	247	252	8	1:37.544	26.008	189	39.881	233	31.655	252	252
4	1:38.028	25.997	189	40.095	233	31.936	247	251	9	1:38.112	26.045	188	39.981	232	32.086	231	251
5	1:40.601	26.306	189	40.556	232			251	10	1:53.861	28.258	166	46.521	199			252

15 Augusto Farfus , Shell BMW M4 DTM / BRA										theoretical besttime: 1:38.210							
Lap	Time	S1	V1	S2	V2	S3	V3	Vmax	Lap	Time	S1	V1	S2	V2	S3	V3	Vmax
1	2:20.229		154	51.994	202				6	1:41.055	26.409	189	40.480	232			252
2	2:28.111	1:02.559	149	47.435	220	38.117	226		7	4:27.623	3:05.459	167	46.934	221	35.230	243	
3	1:49.327	29.966	166	46.701	214	32.660	238	220	8	1:46.622	28.672	182	42.037	229	35.913	243	230
4	1:46.045	27.295	184	44.060	179	34.690	244	253	9	1:38.210	26.044	190	40.076	232	32.090	244	252
5	1:39.036	26.247	189	40.606	231	32.183	248	253	10	1:45.695	26.281	189	40.430	231			252

16 Timo Glock , DEUTSCHE POST BMW M4 DTM / DEU										theoretical besttime: 1:37.446							
Lap	Time	S1	V1	S2	V2	S3	V3	Vmax	Lap	Time	S1	V1	S2	V2	S3	V3	Vmax
1	3:12.359		167	46.620	222	34.934	243		5	7:48.445	6:24.296	172	46.022	221	38.127	237	
2	1:43.901	28.357	186	42.835	226	32.709	244	247	6	1:46.146	27.675	186	42.088	227	36.383	251	246
3	1:37.698	26.005	189	39.966	232	31.727	242	251	7	1:37.534	26.093	190	39.755	233	31.686	241	251
4	1:43.036	26.013	189	39.966	232			252	8	1:51.029	26.058	190	42.035	156			251

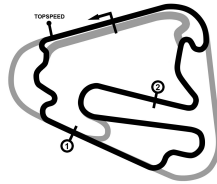
22 Lucas Auer , Mercedes-AMG C 63 DTM / AUT										theoretical besttime: 1:37.338							
Lap	Time	S1	V1	S2	V2	S3	V3	Vmax	Lap	Time	S1	V1	S2	V2	S3	V3	Vmax
1	1:54.750		167	45.712	225	34.241	242		6	6:39.971	5:21.155	172	45.201	225	33.615	236	
2	1:41.085	27.685	187	41.050	232	32.350	245	247	7	1:40.526	27.208	188	41.037	228	32.281	243	248
3	1:37.941	26.304	189	39.922	234	31.715	240	252	8	1:38.393	26.097	190	40.149	233	32.147	247	252
4	1:37.734	26.003	189	39.957	232	31.774	241	252	9	1:37.343	25.923	189	39.700	233	31.720	244	252
5	1:43.028	26.573	188	40.715	232			252	10	2:05.656	30.960	134	54.191	175			252

DTM Lausitzring

Lausitzring, length 4570 m

18. - 20.05.2018

DTM



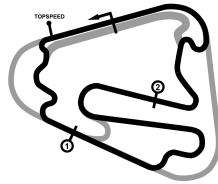
Lap Analysis qualifying 1, 19.05.2018

DMSB-Reg.No.: 125/18

23 Daniel Juncadella , Mercedes-AMG C 63 DTM / ESP

theoretical besttime: 1:38.297

Lap	Time	S1	V1	S2	V2	S3	V3	Vmax	Lap	Time	S1	V1	S2	V2	S3	V3	Vmax
1	2:28.040		169	49.580	214	35.181	220		6	1:43.779	27.849	183	41.647	229	34.283	252	240
2	1:47.715	28.720	177	44.030	205	34.965	240	220	7	1:39.474	26.170	189	40.553	229	32.751	233	252
3	1:38.520	26.239	189	40.358	231	31.923	242	251	8	1:38.620	26.238	189	40.204	231	32.178	238	252
4	1:51.516	26.194	189	45.715	112			252	9	2:10.971	30.118	155	52.515	157			252
5	8:10.452	6:43.825	157	48.267	208	38.360	228										



Lap Analysis qualifying 1, 19.05.2018

25 Philipp Eng , SAMSUNG BMW M4 DTM / AUT

theoretical besttime: 1:37.335

Lap	Time	S1	V1	S2	V2	S3	V3	Vmax	Lap	Time	S1	V1	S2	V2	S3	V3	Vmax
1	2:27.222		156	48.362	193	36.050	233		5	8:37.042	7:13.324	125	49.189	222	34.529	232	
2	1:41.212	27.828	184	41.333	225	32.051	236	246	6	1:44.783	27.975	184	42.307	218	34.501	243	235
3	1:37.495	25.884	188	39.849	232	31.762	243	249	7	1:37.350	25.804	189	39.769	232	31.777	252	251
4	1:53.944	35.444		42.702	229			250	8	1:48.337	26.208	188	41.644	225			248

28 Loic Duval , Audi Sport RS 5 DTM / FRA

theoretical besttime: 1:37.951

Lap	Time	S1	V1	S2	V2	S3	V3	Vmax	Lap	Time	S1	V1	S2	V2	S3	V3	Vmax
1	2:25.522		152	51.094	137	38.658	232		6	6:48.132	5:25.277	173	47.914	221	34.941	216	
2	1:47.097	28.682	183	44.320	196	34.095	239	237	7	1:45.174	28.947	165	42.594	219	33.633	242	216
3	1:40.224	26.446	189	41.272	230	32.506	241	251	8	1:38.113	26.256	189	39.914	231	31.943	246	251
4	1:38.780	26.419	189	40.367	231	31.994	240	251	9	1:50.276	26.094	189	40.212	232			253
5	1:41.815	26.424	189	40.345	232			251									

33 René Rast , Audi Sport RS 5 DTM / DEU

theoretical besttime: 1:38.102

Lap	Time	S1	V1	S2	V2	S3	V3	Vmax	Lap	Time	S1	V1	S2	V2	S3	V3	Vmax
1	2:06.081		155	51.009	199				6	6:01.857	4:38.907	160	48.133	194	34.817	240	
2	2:53.164	1:33.769	178	45.591	226	33.804	241		7	1:47.373	27.852	187	41.928	229	37.593	242	251
3	1:42.853	27.605	188	41.524	229	33.724	243	251	8	1:38.161	26.205	190	40.179	235	31.777	244	255
4	1:38.345	26.182	189	40.143	233	32.020	248	255	9	1:38.427	26.232	190	40.152	233	32.043	246	255
5	1:44.109	26.550	189	41.005	230			255	10	2:07.483	35.776	145	50.170	190			220

47 Joel Eriksson , BMW M4 DTM / SWE

theoretical besttime: 1:37.883

Lap	Time	S1	V1	S2	V2	S3	V3	Vmax	Lap	Time	S1	V1	S2	V2	S3	V3	Vmax
1	2:02.206		148	51.190	183	37.431	193		6	6:41.417	5:15.056	148	50.146	184	36.215	208	
2	1:49.694	31.044	175	45.352	204	33.298	242	192	7	1:48.605	30.059	179	44.896	194	33.650	248	195
3	1:38.319	26.365	189	40.059	232	31.895	240	249	8	1:37.966	26.056	188	39.981	232	31.929	242	251
4	1:38.023	26.162	189	39.932	232	31.929	240	251	9	1:43.263	26.155	190	40.436	230			251
5	1:43.672	26.318	185	41.398	230			252									

48 Edoardo Mortara , Mercedes-AMG C 63 DTM / CHE

theoretical besttime: 1:37.580

Lap	Time	S1	V1	S2	V2	S3	V3	Vmax	Lap	Time	S1	V1	S2	V2	S3	V3	Vmax
1	2:15.106		169	53.404	183	35.357	237		6	7:56.446	6:34.929	172	48.115	226	33.402	247	
2	1:41.196	27.594	187	41.100	230	32.502	242	246	7	1:39.674	26.899	188	40.716	230	32.059	249	249
3	1:41.134	26.290	189	41.622	229	33.222	242	252	8	1:37.580	25.967	190	39.712	234	31.901	242	253
4	1:38.303	26.352	190	39.938	234	32.013	245	254	9	1:58.361	30.909	160	49.094	215			252
5	1:46.101	27.764	187	42.639	229			254									

51 Nico Müller , Castrol EDGE Audi RS 5 DTM / CHE

theoretical besttime: 1:37.745

Lap	Time	S1	V1	S2	V2	S3	V3	Vmax	Lap	Time	S1	V1	S2	V2	S3	V3	Vmax
1	2:45.531		147	1:01.718	133	41.119	143		6	6:46.179	5:12.317	165	54.998	134	38.864	175	
2	1:52.319	30.976	179	44.025	229	37.318	243	187	7	1:52.239	29.818	185	43.397	226	39.024	247	186
3	1:38.329	26.303	189	40.323	233	31.703	244	255	8	1:37.975	26.307	190	40.036	235	31.632	252	256
4	1:37.860	26.097	189	40.016	235	31.747	240	254	9	1:38.411	26.140	190	40.091	234	32.180	253	256
5	1:40.698	26.167	190	40.131	234			254	10	1:57.157	31.399	172	47.087	193			242

53 Jamie Green , Hoffmann Group Audi RS 5 DTM / GBR

theoretical besttime: 1:38.147

Lap	Time	S1	V1	S2	V2	S3	V3	Vmax	Lap	Time	S1	V1	S2	V2	S3	V3	Vmax
1	3:37.988		174	45.953	171	35.152	236		6	6:02.310	4:41.439	174	46.507	170	34.364	243	
2	1:42.429	28.256	184	41.784	232	32.389	249	251	7	1:51.857	27.261	185	45.120	130	39.476	246	252
3	1:38.326	26.246	188	40.271	234	31.809	251	255	8	1:38.335	26.366	190	40.207	234	31.762	249	254
4	1:38.326	26.203	188	40.282	234	31.841	248	255	9	1:38.435	26.178	188	40.370	233	31.887	246	257
5	1:45.367	26.212	188	43.221	226			255	10	2:12.234	30.946	154	57.972	165			245

94 Pascal Wehrlein , Mercedes-AMG C 63 DTM / DEU

theoretical besttime: 1:37.508

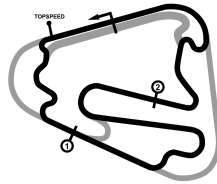
Lap	Time	S1	V1	S2	V2	S3	V3	Vmax	Lap	Time	S1	V1	S2	V2	S3	V3	Vmax
1	3:04.677		169	45.013	226	33.508	241		6	6:35.012	5:16.736	173	44.199	227	34.077	242	
2	1:41.365	27.117	186	40.678	233	33.570	243	249	7	1:49.709	28.950	184	42.744	227	38.015	242	252
3	1:37.885	26.106	189	39.917	233	31.862	247	253	8	1:37.518	26.010	189	39.761	234	31.747	241	254
4	1:38.161	26.000	189	40.018	234	32.143	237	253	9	1:43.320	26.076	188	40.119	232			254
5	1:43.924	28.363	187	40.815	232			253									

DTM Lausitzring

Lausitzring, length 4570 m

18. - 20.05.2018

DTM



Lap Analysis qualifying 1, 19.05.2018

DMSB-Reg.No.: 125/18

99 Mike Rockenfeller , Schaeffler Audi RS 5 DTM / DEU

theoretical besttime: 1:37.965

Lap	Time	S1	V1	S2	V2	S3	V3	Vmax	Lap	Time	S1	V1	S2	V2	S3	V3	Vmax
1	2:07.372		151	50.720	190				6	1:42.701	26.361	188	41.739	232			252
2	2:32.572	59.304	178	52.356	166	40.912	239		7	4:18.480	3:00.703	182	43.137	230	34.640	237	252
3	1:47.422	29.070	156	45.196	228	33.156	248	248	8	1:43.210	26.377	188	44.076	231	32.757	249	252
4	1:42.262	27.982	187	41.991	233	32.289	240	254	9	1:37.965	26.021	189	40.121	233	31.823	240	254
5	1:38.461	26.237	189	40.286	233	31.938	242	254	10	1:51.423	27.005	182	45.618	218			253