

Lap Analysis race 1, 19.05.2018

2 Gary Paffett , Mercedes-AMG C 63 DTM / GBR

theoretical besttime: 1:40.197

Lap	Time	S1	V1	S2	V2	S3	V3	Vmax	Lap	Time	S1	V1	S2	V2	S3	V3	Vmax
1	2:42.016	36.535	183	57.650	120	1:07.831	38		12	1:40.821	26.963	188	41.117	235	32.741	252	263
2	2:13.865	32.631	185	50.950	127			132	13	1:41.790	26.918	187	41.226	229			261
3	2:37.244	47.882	80	1:00.067	143				14	2:11.813	53.647	183	44.631	223	33.535	246	
4	2:34.774	45.939	87	1:01.040	113				15	1:40.712	27.153	188	41.002	230	32.557	255	252
5	2:33.018	46.900	136	59.633	131				16	1:41.156	26.989	188	41.225	235	32.942	252	264
6	2:42.875	49.872	104	58.688	140	54.315	121		17	1:41.053	26.966	189	41.286	235	32.801	252	264
7	17:30.462	31.049	188	42.523	230	16:16	105	179	18	1:40.745	26.882	189	40.959	236	32.904	254	260
8	2:35.233	42.809	114	59.899	118	52.525	129	65	19	1:41.080	27.068	189	41.373	236	32.639	257	265
9	1:47.392	31.319	185	42.415	227	33.658	244	180	20	1:41.501	27.913	187	41.232	231	32.356	251	264
10	1:41.715	27.169	187	41.677	230	32.869	243	251	21	1:42.030	27.043	189	41.142	237	33.845	225	261
11	1:40.832	26.901	189	41.153	236	32.778	252	252									

3 Paul Di Resta , Mercedes-AMG C 63 DTM / GBR

theoretical besttime: 1:40.492

Lap	Time	S1	V1	S2	V2	S3	V3	Vmax	Lap	Time	S1	V1	S2	V2	S3	V3	Vmax
1	2:25.329	35.018	187	52.482	145	57.829	39		12	1:41.426	27.238	185	41.613	229	32.575	243	251
2	2:20.138	33.904	183	58.298	136			102	13	1:40.708	26.834	189	41.219	234	32.655	253	252
3	2:37.995	51.328	108	58.837	152				14	1:43.084	28.125	188	42.260	234	32.699	246	264
4	2:34.254	48.614	123	59.452	147				15	1:41.231	26.872	188	41.465	234	32.894	253	255
5	2:34.663	50.277	155	59.096	179				16	1:41.253	27.070	187	41.257	234	32.926	252	264
6	2:50.565	51.329	103	1:00.260	167	58.976	120		17	1:40.772	26.910	189	41.209	235	32.653	252	264
7	17:27.009	30.732	187	42.226	229	16:14	67	177	18	1:40.869	26.939	189	41.083	236	32.847	250	262
8	2:38.816	41.961	127	1:00.830	136	56.025	129	79	19	1:40.907	27.021	189	41.188	236	32.698	248	262
9	1:45.928	30.699	186	42.197	229	33.032	244	180	20	1:41.223	27.028	189	41.384	236	32.811	248	263
10	1:43.262	27.182	187	41.413	230			253	21	1:41.795	27.157	189	41.677	235	32.961	241	262
11	2:09.054	54.159	183	42.033	230	32.862	242										

4 Robin Frijns , Aral Ultimate Audi RS 5 DTM / NLD

theoretical besttime: 1:40.135

Lap	Time	S1	V1	S2	V2	S3	V3	Vmax	Lap	Time	S1	V1	S2	V2	S3	V3	Vmax
1	2:49.463	37.669	185	1:01.024	129	1:10.770	56		12	1:40.914	26.817	186	41.262	229	32.835	243	259
2	2:14.627	34.349	183	45.872	132			125	13	1:40.481	26.716	187	41.124	227	32.641	243	252
3	2:35.307	45.370	141	59.682	140				14	1:40.226	26.769	186	41.071	228	32.386	244	252
4	2:34.197	44.272	83	1:00.282	126				15	1:41.148	26.678	186	41.361	228	33.109	246	253
5	2:33.646	46.944	125	58.298	108				16	1:41.809	27.045	184	41.594	228	33.170	241	252
6	2:36.994	47.792	146	58.117	143	51.085	125		17	1:41.399	27.039	185	41.285	229	33.075	241	252
7	17:32.410	31.331	187	44.415	226	16:16	115	177	18	1:41.270	26.929	185	41.409	229	32.932	242	248
8	2:33.117	45.064	108	57.999	119	50.054	141	83	19	1:41.365	26.960	186	41.464	230	32.941	239	251
9	1:48.382	31.528	187	43.269	226	33.585	242	184	20	1:42.824	27.085	185	41.528	230			248
10	1:41.961	27.280	185	41.639	230	33.042	242	251	21	2:14.982	1:00.398	184	41.840	230	32.744	241	
11	1:40.939	26.920	188	41.375	234	32.644	250	252									

7 Bruno Spengler , BMW Bank M4 DTM / CAN

theoretical besttime: 1:40.388

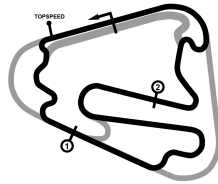
Lap	Time	S1	V1	S2	V2	S3	V3	Vmax	Lap	Time	S1	V1	S2	V2	S3	V3	Vmax
1	2:14.758	33.293	186	49.961	128	51.504	45		12	1:42.506	27.897	186	41.805	227	32.804	242	248
2	2:25.232	39.320	153	57.884	197			111	13	1:41.406	27.481	189	41.410	228	32.515	248	250
3	2:37.581	52.069	149	59.085	176				14	1:42.887	28.117	189	42.290	235	32.480	252	260
4	2:34.620	50.279	119	59.970	172				15	1:41.328	27.011	190	41.407	234	32.910	255	263
5	2:34.896	51.469	149	58.797	177				16	1:41.237	27.076	189	41.355	229	32.806	251	263
6	2:55.458	52.215	123	59.313	175	1:03.930	114		17	1:40.701	26.901	189	41.222	234	32.578	251	262
7	17:24.154	29.686	186	41.543	230	16:12		174	18	1:40.763	26.797	189	41.111	235	32.855	243	262
8	2:41.678	41.048	148	58.225	182	1:02.405	126	110	19	1:41.202	27.065	187	41.305	231	32.832	243	252
9	1:44.390	29.711	187	41.657	228	33.022	242	179	20	1:41.177	26.978	186	41.302	231	32.897	238	252
10	1:43.212	27.201	186	41.636	228			250	21	1:41.578	27.180	186	41.473	230	32.925	244	251
11	2:08.850	52.947	182	42.999	227	32.904	240										

DTM Lausitzring

Lausitzring, length 4570 m

18. - 20.05.2018

DTM



DMSB-Reg.No.: 125/18

Lap Analysis race 1, 19.05.2018

11 Marco Wittmann , BMW Driving Experience M4 DTM / DEU

theoretical besttime: 1:40.164

Lap	Time	S1	V1	S2	V2	S3	V3	Vmax	Lap	Time	S1	V1	S2	V2	S3	V3	Vmax
1	2:27.089	35.233	186	52.726	132	59.130	46		12	2:09.831	54.614	180	42.461	227	32.756	242	
2	2:19.495	33.713	183	57.362	140			108	13	1:40.164	26.828	189	40.992	228	32.344	252	252
3	2:37.971	50.816	107	58.690	173				14	1:42.835	27.960	191	42.364	227	32.511	252	263
4	2:34.177	48.314	108	59.167	148				15	1:41.143	26.894	189	41.433	229	32.816	258	263
5	2:34.800	50.517	148	58.521	173				16	1:41.198	27.068	190	41.452	231	32.678	254	265
6	2:49.711	50.636	113	1:00.342	168	58.733	117		17	1:40.832	26.928	190	41.406	235	32.498	252	265
7	17:28.021	30.585	185	42.583	230	16:14	80	175	18	1:41.067	26.899	190	41.321	231	32.847	251	264
8	2:37.795	41.536	113	1:00.412	146	55.847	130	87	19	1:40.759	26.963	189	41.254	236	32.542	254	262
9	1:46.609	30.792	184	42.632	228	33.185	245	181	20	1:41.128	27.028	189	41.425	235	32.675	258	264
10	1:41.860	27.251	187	41.577	229	33.032	243	252	21	1:42.201	27.136	189	42.184	228	32.881	247	264
11	1:42.237	27.069	189	41.155	235												

15 Augusto Farfus , Shell BMW M4 DTM / BRA

theoretical besttime: 1:40.187

Lap	Time	S1	V1	S2	V2	S3	V3	Vmax	Lap	Time	S1	V1	S2	V2	S3	V3	Vmax
1	2:45.222	37.400	181	58.821	133	1:09.001	45		12	1:41.348	27.183	186	41.374	228	32.791	242	248
2	2:13.453	35.442	183	46.823	146			96	13	1:40.187	26.797	187	41.077	228	32.313	252	251
3	2:36.510	48.334	100	59.599	140				14	1:43.572	27.547	189	42.412	232	33.613	245	263
4	2:35.400	46.400	91	1:00.202	127				15	1:41.444	27.524	189	41.263	235	32.657	252	253
5	2:32.573	47.219	125	59.040	112				16	1:40.739	26.863	186	41.136	236	32.740	253	262
6	2:40.847	50.208	127	58.297	161	52.342	120		17	1:41.152	26.925	186	41.320	236	32.907	252	264
7	17:30.757	31.072	188	42.679	227	16:17	102	176	18	1:40.809	26.927	186	41.116	236	32.766	257	262
8	2:34.804	44.194	127	58.999	137	51.611	133	66	19	1:40.911	26.938	187	41.182	237	32.791	254	264
9	1:46.943	30.935	188	42.545	229	33.463	242	182	20	1:42.080	27.776	185	41.756	236	32.548	256	264
10	1:43.075	27.266	186	41.691	229			252	21	1:41.652	26.827	186	41.540	231	33.285	244	260
11	2:09.411	53.736	180	42.649	226	33.026	240										

16 Timo Glock , DEUTSCHE POST BMW M4 DTM / DEU

theoretical besttime: 1:39.891

Lap	Time	S1	V1	S2	V2	S3	V3	Vmax	Lap	Time	S1	V1	S2	V2	S3	V3	Vmax
1	2:20.721	34.066	186	50.859	148	55.796	36		12	1:41.969	26.903	186	41.223	227			248
2	2:22.171	35.660	133	58.294	148			123	13	2:08.463	53.381	181	42.213	226	32.869	237	
3	2:37.295	51.295	126	59.624	155				14	1:43.095	28.433	186	42.130	228	32.532	240	247
4	2:34.624	49.659	105	1:00.107	146				15	1:41.112	27.128	186	41.118	228	32.866	241	251
5	2:34.803	50.499	157	59.643	162				16	1:40.859	26.890	186	41.067	229	32.902	244	251
6	2:53.175	51.315	116	59.740	183	1:02.120	114		17	1:39.900	26.729	189	40.889	229	32.282	251	251
7	17:26.211	30.353	185	41.887	229	16:13	42	175	18	1:40.319	26.823	189	41.053	228	32.443	251	261
8	2:39.607	40.819	117	59.461	144	59.327	127	85	19	1:41.303	27.624	189	41.260	234	32.419	252	261
9	1:45.217	30.523	185	41.834	227	32.860	241	179	20	1:40.494	26.847	188	40.880	234	32.767	237	261
10	1:41.558	27.219	186	41.342	228	32.997	241	251	21	1:40.707	26.831	186	41.158	229	32.718	240	249
11	1:41.837	27.112	186	41.560	228	33.165	239	249									

22 Lucas Auer , Mercedes-AMG C 63 DTM / AUT

theoretical besttime: 1:40.276

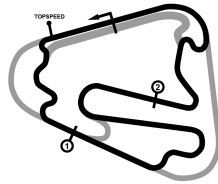
Lap	Time	S1	V1	S2	V2	S3	V3	Vmax	Lap	Time	S1	V1	S2	V2	S3	V3	Vmax
1	2:12.818	32.876	186	49.783	134	50.159	45		12	2:09.844	54.832	183	42.158	227	32.854	242	
2	2:24.910	40.273	154	57.951	192			95	13	1:41.232	26.847	187	41.580	228	32.805	245	249
3	2:38.286	53.188	142	59.416	182				14	1:43.239	28.767	189	42.045	231	32.427	251	254
4	2:34.731	51.014	115	59.189	196				15	1:41.478	27.156	189	41.311	229	33.011	251	262
5	2:35.203	51.474	160	59.414	191				16	1:41.026	27.075	188	41.088	230	32.863	251	262
6	2:56.497	52.506	124	59.412	166	1:04.579	120		17	1:40.522	26.917	189	41.004	231	32.601	251	262
7	17:23.522	29.282	186	41.237	230	16:13		177	18	1:40.511	26.891	187	41.002	231	32.618	244	261
8	2:42.325	40.843	151	58.154	188	1:03.328	129	122	19	1:40.997	26.956	188	41.196	231	32.845	244	252
9	1:43.973	29.423	186	41.406	228	33.144	241	179	20	1:41.085	26.994	186	41.240	232	32.851	247	255
10	1:41.809	27.234	186	41.222	229	33.353	241	249	21	1:40.998	26.994	188	41.084	231	32.920	253	252
11	1:42.699	27.111	186	41.409	229												

DTM Lausitzring

Lausitzring, length 4570 m

18. - 20.05.2018

DTM



Lap Analysis race 1, 19.05.2018

DMSB-Reg.No.: 125/18

23 Daniel Juncadella , Mercedes-AMG C 63 DTM / ESP

theoretical besttime: 1:39.594

Lap	Time	S1	V1	S2	V2	S3	V3	Vmax	Lap	Time	S1	V1	S2	V2	S3	V3	Vmax
1	2:47.706	37.446	184	1:00.043	137	1:10.217	53		12	1:54.052	40.525	186	40.923	229	32.604	242	
2	2:13.477	35.048	162	45.630	120			127	13	1:39.966	26.677	187	40.734	229	32.555	243	251
3	2:36.023	46.820	97	59.654	134				14	1:40.867	26.805	187	40.783	230			252
4	2:35.069	45.417	78	59.933	153				15	2:09.996	54.824	181	41.961	227	33.211	240	
5	2:33.593	46.684	129	58.340	118				16	1:41.347	27.103	187	41.371	228	32.873	242	251
6	2:38.288	48.160	121	58.315	151	51.813	137		17	1:40.239	26.950	187	40.709	230	32.580	240	251
7	17:32.452	31.471	183	46.744	227	16:14	125	179	18	1:39.888	26.842	187	40.698	230	32.348	245	251
8	2:33.103	43.629	142	58.749	128	50.725	138	73	19	1:39.699	26.643	187	40.603	231	32.453	243	252
9	1:47.850	31.043	187	43.518	228	33.289	241	181	20	1:40.282	26.858	186	40.808	231	32.616	241	251
10	1:42.115	27.469	186	41.806	228	32.840	242	252	21	1:40.316	26.777	186	40.841	231	32.698	245	251
11	1:42.059	26.993	186	41.236	230			252									

25 Philipp Eng , SAMSUNG BMW M4 DTM / AUT

theoretical besttime: 1:39.869

Lap	Time	S1	V1	S2	V2	S3	V3	Vmax	Lap	Time	S1	V1	S2	V2	S3	V3	Vmax
1	2:16.756	33.736	184	50.298	134	52.722	46		12	1:42.350	28.104	186	41.703	227	32.543	249	249
2	2:24.954	38.468	136	57.773	188			132	13	1:40.425	26.622	189	41.048	233	32.755	253	260
3	2:37.217	51.376	128	58.939	191				14	1:41.458	27.740	188	41.249	228	32.469	251	261
4	2:34.376	50.004	115	59.764	170				15	1:40.601	26.401	188	40.999	228	33.201	254	260
5	2:34.915	51.097	149	59.485	171				16	1:41.029	27.328	186	40.999	228	32.702	249	260
6	2:54.555	51.806	123	59.419	175	1:03.330	118		17	1:40.446	26.533	186	41.050	229	32.863	239	261
7	17:25.351	29.920	185	41.579	229	16:13		174	18	1:40.945	26.676	185	41.151	228	33.118	241	248
8	2:40.447	40.869	120	58.204	194	1:01.374	129	92	19	1:41.592	27.674	186	41.177	230	32.741	242	247
9	1:44.837	30.105	185	41.666	228	33.066	240	178	20	1:41.871	27.467	186	41.395	229	33.009	244	250
10	1:43.185	27.045	186	41.582	228			248	21	1:41.454	26.928	185	41.534	229	32.992	238	249
11	2:08.643	53.005	180	42.667	226	32.971	241										

28 Loic Duval , Audi Sport RS 5 DTM / FRA

theoretical besttime: 2:16.613

Lap	Time	S1	V1	S2	V2	S3	V3	Vmax	Lap	Time	S1	V1	S2	V2	S3	V3	Vmax
1	2:39.852	36.553	185	56.867	129	1:06.432	39		5	2:33.559	47.600	131	59.277	112			
2	2:14.800	33.260	184	50.932	165			130	6	2:43.653	49.806	93	59.072	127	54.775	120	
3	2:37.446	48.429	74	59.513	149				7	17:36.722	30.906	184	1:10.444	186			178
4	2:34.457	46.318	83	1:00.059	129												

33 René Rast , Audi Sport RS 5 DTM / DEU

theoretical besttime: 2:15.667

Lap	Time	S1	V1	S2	V2	S3	V3	Vmax	Lap	Time	S1	V1	S2	V2	S3	V3	Vmax
1	2:44.034	36.741	187	58.509	120	1:08.784	41		4	2:34.859	45.894	85	1:00.703	120			
2	2:13.321	34.535	184	47.686	121			98	5	2:32.996	47.213	139	59.199	105			
3	2:36.781	47.666	82	59.666	151				6	2:41.950	49.906	106	58.598	170	53.446	124	

47 Joel Eriksson , BMW M4 DTM / SWE

theoretical besttime: 1:40.557

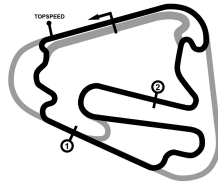
Lap	Time	S1	V1	S2	V2	S3	V3	Vmax	Lap	Time	S1	V1	S2	V2	S3	V3	Vmax
1	2:32.247	35.637	186	55.437	115	1:01.173	42		12	1:40.914	26.794	188	41.301	228	32.819	251	260
2	2:17.860	33.934	182	54.307	125			126	13	1:40.558	26.665	189	41.155	227	32.738	249	261
3	2:37.459	49.690	87	59.344	165				14	1:40.765	26.759	186	41.227	228	32.779	242	260
4	2:34.532	47.190	86	1:00.247	129				15	1:42.985	27.018	185	42.367	214	33.600	243	250
5	2:34.162	49.260	143	59.655	118				16	1:41.879	27.079	188	41.779	226	33.021	249	252
6	2:47.250	50.221	101	1:00.814	122	56.215	121		17	1:41.646	27.145	188	41.470	233	33.031	251	261
7	17:30.004	31.091	186	43.561	226	16:15	100	177	18	1:42.274	27.389	187	41.593	228	33.292	253	261
8	2:35.822	42.573	112	1:00.071	110	53.178	135	68	19	1:43.401	27.774	185	41.736	227			261
9	1:46.679	30.848	188	42.615	228	33.216	241	182	20	2:09.524	54.012	181	42.710	225	32.802	241	
10	1:42.027	27.281	186	41.778	227	32.968	246	252	21	1:40.979	26.664	186	41.329	227	32.986	243	250
11	1:41.075	26.963	187	41.355	234	32.757	251	251									

DTM Lausitzring

Lausitzring, length 4570 m

18. - 20.05.2018

DTM



Lap Analysis race 1, 19.05.2018

DMSB-Reg.No.: 125/18

48 Edoardo Mortara , Mercedes-AMG C 63 DTM / CHE

theoretical besttime: 1:40.027

Lap	Time	S1	V1	S2	V2	S3	V3	Vmax	Lap	Time	S1	V1	S2	V2	S3	V3	Vmax
1	2:28.703	35.465	185	54.529	126	58.709	50		12	1:40.944	27.113	187	41.055	230	32.776	242	250
2	2:19.488	34.227	183	56.590	129			96	13	1:41.155	26.962	187	40.812	228			251
3	2:37.574	51.167	84	58.895	178				14	2:08.160	53.777	183	41.786	229	32.597	242	
4	2:34.529	48.466	86	59.714	145				15	1:41.384	26.799	187	40.983	229	33.602	242	250
5	2:34.440	49.601	141	59.671	157				16	1:41.916	27.826	186	41.289	230	32.801	244	252
6	2:48.509	50.683	91	1:00.458	154	57.368	123		17	1:40.206	26.748	189	40.868	230	32.590	249	253
7	17:28.927	30.672	188	42.845	231	16:15	88	179	18	1:40.515	26.952	189	40.891	236	32.672	248	261
8	2:36.879	41.802	115	1:00.513	108	54.564	136	78	19	1:40.432	27.153	190	40.763	231	32.516	249	260
9	1:46.175	30.794	187	42.259	228	33.122	242	182	20	1:40.532	26.848	186	40.877	231	32.807	243	260
10	1:41.709	27.336	186	41.393	229	32.980	242	249	21	1:41.016	26.920	187	41.100	230	32.996	242	249
11	1:41.327	27.070	186	41.170	230	33.087	243	251									

94 Pascal Wehrlein , Mercedes-AMG C 63 DTM / DEU

theoretical besttime: 1:40.259

Lap	Time	S1	V1	S2	V2	S3	V3	Vmax	Lap	Time	S1	V1	S2	V2	S3	V3	Vmax
1	2:23.726	34.565	185	51.637	115	57.524	35		12	2:10.151	54.488	183	42.764	228	32.899	244	
2	2:20.602	33.997	123	57.793	141			119	13	1:40.306	26.849	189	41.051	230	32.406	251	253
3	2:37.591	50.720	146	59.974	164				14	1:43.995	28.146	190	42.871	231	32.978	245	263
4	2:34.675	48.829	115	1:00.143	112				15	1:40.681	26.847	189	41.006	230	32.828	253	255
5	2:34.405	50.089	156	59.070	186				16	1:41.306	27.150	189	41.450	228	32.706	254	266
6	2:52.025	51.810	104	1:00.088	175	1:00.127	116		17	1:40.978	26.931	190	41.400	236	32.647	253	264
7	17:26.427	30.430	187	41.903	230	16:14	59	176	18	1:40.869	26.880	189	41.276	230	32.713	254	264
8	2:39.377	41.586	112	59.606	171	58.185	125	77	19	1:41.050	27.047	189	41.374	233	32.629	253	265
9	1:45.450	30.231	184	42.318	229	32.901	244	179	20	1:41.149	27.277	188	41.287	232	32.585	250	263
10	1:41.561	27.149	187	41.479	230	32.933	246	253	21	1:42.446	26.903	190	41.769	228	33.774	243	262
11	1:43.031	27.066	186	41.447	229			253									

99 Mike Rockenfeller , Schaeffler Audi RS 5 DTM / DEU

theoretical besttime: 1:40.157

Lap	Time	S1	V1	S2	V2	S3	V3	Vmax	Lap	Time	S1	V1	S2	V2	S3	V3	Vmax
1	2:33.963	36.348	185	55.766	111	1:01.849	45		12	1:41.363	27.142	187	41.454	228	32.767	242	250
2	2:18.896	34.030	179	54.123	176			119	13	1:40.401	26.835	187	41.275	229	32.291	244	251
3	2:36.371	48.541	83	59.393	163				14	1:42.926	27.114	189	42.388	230	33.424	253	255
4	2:34.319	47.406	110	59.472	151				15	1:41.900	27.808	187	41.713	229	32.379	252	265
5	2:34.017	48.861	158	59.734	107				16	1:40.781	26.994	186	41.031	235	32.756	252	264
6	2:45.934	49.818	110	1:00.610	142	55.506	130		17	1:40.941	26.920	187	41.252	230	32.769	254	264
7	17:29.304	30.651	185	43.034	231	16:15	104	180	18	1:40.923	27.094	188	41.158	234	32.671	251	264
8	2:36.502	42.195	100	1:00.182	110	54.125	131	71	19	1:40.932	26.992	188	41.313	235	32.627	249	264
9	1:47.858	31.895	186	42.713	229	33.250	243	180	20	1:42.200	27.599	186	42.038	230	32.563	254	264
10	1:43.309	27.433	186	41.778	229			254	21	1:41.345	26.959	188	41.515	235	32.871	253	264
11	2:09.093	53.122	182	43.054	228	32.917	242										