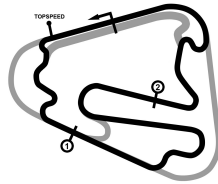


Lap Analysis race 2, 20.05.2018

2 Gary Paffett , Mercedes-AMG C 63 DTM / GBR										theoretical besttime: 1:39.182								
Lap	Time	S1	V1	S2	V2	S3	V3	Vmax		Lap	Time	S1	V1	S2	V2	S3	V3	Vmax
1	1:47.190	33.361	185	41.328	229	32.501	238			18	1:39.906	26.837	186	40.535	231	32.534	239	252
2	1:40.122	26.915	188	40.871	235	32.336	252	254		19	1:40.008	26.794	186	40.643	231	32.571	246	254
3	1:40.889	27.354	188	40.921	236	32.614	252	263		20	1:40.408	27.102	186	40.753	229	32.553	247	253
4	1:39.752	27.079	187	40.584	236	32.089	249	261		21	1:40.804	27.055	185	40.997	228	32.752	243	256
5	1:39.896	26.558	186	40.802	229	32.536	240	263		22	1:40.750	27.166	185	40.892	230	32.692	241	254
6	1:40.448	26.929	184	40.965	229	32.554	237	254		23	1:40.224	26.894	186	40.738	230	32.592	247	255
7	1:40.345	26.934	185	40.892	229	32.519	244	254		24	1:40.587	26.993	186	40.868	228	32.726	243	254
8	1:40.570	26.993	185	40.848	229	32.729	247	252		25	1:40.489	26.985	185	40.858	230	32.646	245	254
9	1:40.592	26.874	185	40.996	228	32.722	244	253		26	1:40.282	26.971	186	40.815	229	32.496	247	255
10	1:40.528	26.851	184	41.010	228	32.667	240	254		27	1:40.224	26.888	185	40.853	230	32.483	247	253
11	1:41.086	26.871	185	40.835	228			255		28	1:40.139	26.957	185	40.654	230	32.528	242	255
12	2:07.695	53.498	181	41.553	227	32.644	243			29	1:40.299	26.933	187	40.807	230	32.559	245	254
13	1:40.559	27.187	184	40.970	228	32.402	239	252		30	1:40.507	26.866	187	40.936	228	32.705	246	256
14	1:40.230	26.936	184	40.779	230	32.515	244	251		31	1:40.357	26.970	185	40.862	229	32.525	248	256
15	1:39.970	26.852	186	40.714	229	32.404	247	254		32	1:40.541	27.016	186	40.916	229	32.609	241	255
16	1:40.564	27.033	185	40.986	229	32.545	248	255		33	1:40.948	27.074	185	41.057	229	32.817	248	255
17	1:40.060	26.839	185	40.725	231	32.496	244	255		34	1:40.940	27.083	186	40.931	229	32.926	246	255

3 Paul Di Resta , Mercedes-AMG C 63 DTM / GBR										theoretical besttime: 1:39.415								
Lap	Time	S1	V1	S2	V2	S3	V3	Vmax		Lap	Time	S1	V1	S2	V2	S3	V3	Vmax
1	1:52.017	36.406	183	42.757	227	32.854	237			18	1:40.013	26.684	188	40.607	237	32.722	255	253
2	1:41.161	27.135	187	41.323	228	32.703	245	254		19	1:40.571	27.014	186	40.831	230	32.726	251	264
3	1:40.730	26.779	187	41.268	228	32.683	243	255		20	1:40.782	27.021	185	41.000	228	32.761	245	262
4	1:40.615	26.773	187	41.145	229	32.697	247	254		21	1:40.886	27.029	185	41.130	228	32.727	244	255
5	1:41.331	26.908	186	41.333	230	33.090	249	257		22	1:40.934	26.941	185	41.189	229	32.804	242	254
6	1:41.877	27.427	188	41.547	227	32.903	251	256		23	1:40.681	26.889	186	41.050	229	32.742	243	254
7	1:40.872	26.824	186	41.290	229	32.758	242	263		24	1:40.675	26.820	186	41.054	229	32.801	243	254
8	1:41.257	26.915	185	41.412	228	32.930	242	251		25	1:40.825	26.967	184	41.119	230	32.739	242	255
9	1:42.507	27.206	186	41.491	228			255		26	1:40.621	27.092	185	40.874	229	32.655	246	254
10	2:07.446	53.355	181	41.786	227	32.305	243			27	1:40.673	26.968	184	41.122	230	32.583	241	255
11	1:39.816	26.547	185	41.008	228	32.261	244	252		28	1:40.644	27.043	184	40.959	229	32.642	243	255
12	1:40.172	26.675	185	40.931	229	32.566	243	252		29	1:41.056	26.974	186	40.922	230	33.160	243	253
13	1:40.676	26.833	185	41.067	228	32.776	246	252		30	1:40.705	26.973	186	41.017	228	32.715	247	255
14	1:41.311	27.222	185	41.401	230	32.688	247	253		31	1:40.448	26.880	185	40.959	230	32.609	246	257
15	1:40.668	27.119	188	41.177	233	32.372	249	257		32	1:41.011	26.968	186	41.142	229	32.901	245	255
16	1:40.432	26.844	186	40.946	231	32.642	246	262		33	1:41.058	27.099	185	41.080	228	32.879	244	254
17	1:40.330	26.730	186	40.969	231	32.631	243	255		34	1:40.999	27.012	186	41.122	228	32.865	247	255

4 Robin Frijns , Aral Ultimate Audi RS 5 DTM / NLD										theoretical besttime: 1:39.874								
Lap	Time	S1	V1	S2	V2	S3	V3	Vmax		Lap	Time	S1	V1	S2	V2	S3	V3	Vmax
1	1:53.831	36.928	183	43.652	228	33.251	243			18	1:40.171	26.696	186	41.001	231	32.474	248	264
2	1:41.720	27.503	185	41.612	233	32.605	255	254		19	1:41.869	27.170	187	42.073	230	32.626	248	256
3	1:40.690	26.817	185	41.341	234	32.532	248	264		20	1:42.754	27.633	187	42.407	233	32.714	241	258
4	1:40.747	26.838	185	41.322	230	32.587	247	266		21	1:40.425	26.706	185	41.212	228	32.507	251	257
5	1:40.726	26.753	185	41.140	230	32.833	246	257		22	1:40.528	26.790	185	41.012	235	32.726	250	264
6	1:41.716	26.944	186	41.685	230	33.087	244	257		23	1:42.711	28.178	185	41.546	234	32.987	246	264
7	1:41.577	26.948	186	41.726	230	32.903	247	255		24	1:40.706	26.940	185	41.190	229	32.576	248	256
8	1:41.522	26.967	186	41.644	230	32.911	243	254		25	1:41.263	27.520	184	41.137	230	32.606	247	257
9	1:41.365	26.943	185	41.549	229	32.873	240	257		26	1:40.579	26.907	185	41.002	230	32.670	248	255
10	1:40.832	26.933	184	41.284	229	32.615	245	257		27	1:40.800	26.860	185	41.097	231	32.843	239	257
11	1:41.265	27.053	185	41.356	229	32.856	243	255		28	1:40.286	26.884	187	40.847	235	32.555	258	255
12	1:41.682	26.997	184	41.408	230	33.277	246	255		29	1:40.836	27.438	186	41.061	236	32.337	250	266
13	1:42.723	27.085	184	41.348	234			255		30	1:41.015	27.089	185	41.287	228	32.639	243	264
14	2:09.244	53.310	181	43.088	228	32.846	243			31	1:41.302	26.950	185	41.426	230	32.926	252	258
15	1:40.875	26.988	185	41.391	227	32.496	243	252		32	1:40.816	27.292	187	41.059	234	32.465	255	267
16	1:40.059	26.690	185	40.916	230	32.453	246	253		33	1:40.717	26.726	185	41.162	229	32.829	248	264
17	1:40.723	26.869	187	41.204	237	32.650	251	255		34	1:40.826	26.981	185	41.178	229	32.667	246	256



Lap Analysis race 2, 20.05.2018

7 Bruno Spengler , BMW Bank M4 DTM / CAN									theoretical besttime: 1:39.768								
Lap	Time	S1	V1	S2	V2	S3	V3	Vmax	Lap	Time	S1	V1	S2	V2	S3	V3	Vmax
1	1:51.613	36.190	184	42.519	229	32.904	238		18	2:09.178	54.226	182	42.389	228	32.563	244	
2	1:40.943	27.061	188	41.357	228	32.525	254	252	19	1:40.106	26.691	188	41.123	229	32.292	244	251
3	1:40.726	26.903	188	41.473	226	32.350	257	262	20	1:41.476	26.767	188	41.373	228	33.336	245	252
4	1:40.570	26.756	188	41.337	230	32.477	254	264	21	1:40.350	26.757	186	41.077	229	32.516	247	254
5	1:41.636	27.049	186	41.551	228	33.036	255	263	22	1:40.432	26.727	186	41.170	229	32.535	244	254
6	1:40.843	27.060	185	41.394	233	32.389	261	264	23	1:42.837	27.235	187	42.599	228	33.003	242	254
7	1:41.038	26.983	185	41.377	230	32.678	247	263	24	1:41.621	27.453	186	41.412	229	32.756	246	255
8	1:41.767	26.955	186	41.704	228	33.108	256	254	25	1:40.863	27.026	185	41.248	228	32.589	244	256
9	1:41.133	27.141	188	41.267	228	32.725	255	264	26	1:41.501	27.054	187	41.587	228	32.860	245	254
10	1:41.272	27.073	185	41.480	227	32.719	241	263	27	1:43.911	27.943	185	43.053	228	32.915	242	255
11	1:42.991	27.356	185	42.533	229	33.102	248	254	28	1:41.403	27.189	187	41.433	229	32.781	244	254
12	1:41.800	27.030	185	41.672	228	33.098	246	255	29	1:41.083	27.201	188	41.291	230	32.591	259	252
13	1:41.785	27.188	184	41.518	227	33.079	242	253	30	1:40.871	27.022	189	41.155	228	32.694	251	265
14	1:41.678	27.206	185	41.483	229	32.989	234	254	31	1:40.292	27.215	187	40.816	228	32.261	258	266
15	1:41.938	27.409	186	41.491	227	33.038	244	253	32	1:40.826	26.724	186	41.197	228	32.905	240	265
16	1:42.739	27.974	185	41.831	228	32.934	241	253	33	1:41.202	27.121	185	41.266	227	32.815	242	253
17	1:42.447	27.092	185	41.251	230			254	34	1:41.564	26.970	188	41.651	228	32.943	257	254

11 Marco Wittmann , BMW Driving Experience M4 DTM / DEU									theoretical besttime: 1:39.289								
Lap	Time	S1	V1	S2	V2	S3	V3	Vmax	Lap	Time	S1	V1	S2	V2	S3	V3	Vmax
1	1:47.930	33.799	184	41.650	227	32.481	238		18	1:39.704	26.534	187	40.844	230	32.326	242	249
2	1:40.481	26.819	185	41.199	228	32.463	235	251	19	1:39.419	26.580	186	40.634	230	32.205	238	249
3	1:40.778	26.931	185	41.278	228	32.569	248	253	20	1:39.961	26.646	186	40.962	228	32.353	242	253
4	1:41.674	27.167	188	42.042	233	32.465	255	252	21	1:40.238	26.644	185	41.103	226	32.491	235	252
5	1:41.104	27.365	188	41.193	228	32.546	254	264	22	1:40.591	26.657	184	41.181	228	32.753	245	252
6	1:40.106	26.695	187	40.928	227	32.483	251	263	23	1:40.205	26.601	187	41.104	228	32.500	246	252
7	1:40.426	26.667	185	41.150	228	32.609	238	262	24	1:40.291	26.684	186	41.021	227	32.586	247	252
8	1:40.476	26.753	185	41.063	228	32.660	243	252	25	1:40.156	26.676	185	40.982	228	32.498	244	254
9	1:40.512	26.750	185	41.130	227	32.632	243	251	26	1:40.146	26.707	185	40.938	228	32.501	240	254
10	1:40.694	26.668	184	41.414	227	32.612	244	252	27	1:40.261	26.712	184	41.093	229	32.456	246	254
11	1:40.471	26.733	184	41.149	227	32.589	238	254	28	1:40.247	26.906	184	40.900	228	32.441	236	252
12	1:40.687	26.700	185	41.218	228	32.769	243	253	29	1:40.357	26.760	186	41.007	228	32.590	244	253
13	1:41.255	26.817	185	41.383	226	33.055	236	250	30	1:40.011	26.670	186	40.883	227	32.458	248	252
14	1:41.956	26.957	184	41.284	228			249	31	1:40.115	26.566	185	41.085	228	32.464	240	254
15	2:07.492	53.065	180	41.835	226	32.592	244		32	1:40.699	26.768	185	41.193	228	32.738	246	253
16	1:39.913	26.755	185	40.852	227	32.306	239	251	33	1:40.730	26.747	185	41.199	227	32.784	246	254
17	1:39.395	26.450	185	40.731	230	32.214	238	251	34	1:40.855	26.762	186	41.326	226	32.767	221	254

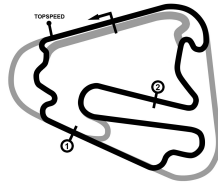
15 Augusto Farfus , Shell BMW M4 DTM / BRA									theoretical besttime: 1:39.934								
Lap	Time	S1	V1	S2	V2	S3	V3	Vmax	Lap	Time	S1	V1	S2	V2	S3	V3	Vmax
1	1:52.950	36.742	181	43.112	229	33.096	239		18	1:41.190	27.441	186	41.015	235	32.734	249	252
2	1:40.898	27.132	185	41.316	234	32.450	255	254	19	1:41.652	27.032	187	41.752	230	32.868	242	263
3	1:40.788	27.175	185	41.113	234	32.500	260	264	20	1:42.704	27.448	188	42.468	231	32.788	243	255
4	1:40.662	26.873	188	41.264	234	32.525	251	264	21	1:40.670	26.901	185	41.178	233	32.591	257	254
5	1:41.376	26.914	186	41.342	235	33.120	246	265	22	1:40.668	26.710	185	41.262	229	32.696	239	264
6	1:41.833	27.325	184	41.492	235	33.016	252	264	23	1:42.218	27.426	190	41.833	228	32.959	255	253
7	1:41.526	27.181	185	41.502	228	32.843	242	265	24	1:41.246	27.069	185	41.286	228	32.891	249	265
8	1:41.493	27.036	185	41.547	228	32.910	242	252	25	1:41.229	27.236	184	41.215	228	32.778	236	252
9	1:42.949	27.037	185	41.650	227			254	26	1:41.722	27.392	186	41.591	227	32.739	247	256
10	2:09.017	54.091	179	42.417	225	32.509	243		27	1:43.108	28.254	184	41.592	229	33.262	244	254
11	1:40.059	26.727	185	40.905	226	32.427	242	252	28	1:42.383	27.869	185	41.388	228	33.126	243	251
12	1:40.611	26.602	185	41.229	227	32.780	244	250	29	1:41.378	27.467	187	41.206	234	32.705	252	253
13	1:41.405	27.279	184	41.287	226	32.839	241	251	30	1:41.089	26.977	185	41.220	226	32.892	246	265
14	1:41.680	27.594	183	41.417	229	32.669	243	251	31	1:41.659	27.834	185	41.175	228	32.650	242	252
15	1:41.227	27.172	185	41.421	227	32.634	236	253	32	1:41.289	26.833	185	41.306	228	33.150	242	255
16	1:40.943	26.930	185	41.307	229	32.706	246	252	33	1:41.445	27.131	184	41.412	227	32.902	247	252
17	1:41.669	27.689	185	41.255	230	32.725	247	254	34	1:41.723	27.107	184	41.618	226	32.998	238	254

DTM Lausitzring

Lausitzring, length 4570 m

18. - 20.05.2018

DTM



DMSB-Reg.No.: 125/18

Lap Analysis race 2, 20.05.2018

16 Timo Glock , DEUTSCHE POST BMW M4 DTM / DEU

theoretical besttime: 1:39.857

Lap	Time	S1	V1	S2	V2	S3	V3	Vmax	Lap	Time	S1	V1	S2	V2	S3	V3	Vmax
1	1:50.636	35.332	183	42.439	226	32.865	241		18	1:40.428	26.878	185	40.999	229	32.551	240	248
2	1:40.803	26.902	188	41.089	234	32.812	255	252	19	1:40.224	26.884	185	40.887	229	32.453	238	249
3	1:40.172	26.719	185	40.949	233	32.504	238	263	20	1:39.996	26.758	186	40.827	227	32.411	243	255
4	1:40.865	27.003	187	41.167	230	32.695	256	262	21	1:40.557	26.660	187	41.260	231	32.637	247	253
5	1:41.105	27.005	186	41.592	233	32.508	255	263	22	1:40.592	26.837	184	41.107	228	32.648	247	262
6	1:41.085	26.916	184	41.372	228	32.797	240	263	23	1:39.857	26.658	185	40.798	234	32.401	250	253
7	1:40.762	27.168	187	41.000	234	32.594	252	251	24	1:40.562	26.703	185	41.211	227	32.648	244	263
8	1:42.229	27.675	187	41.737	231	32.817	248	262	25	1:40.712	26.883	185	41.120	228	32.709	241	253
9	1:41.340	27.300	185	41.471	227	32.569	250	263	26	1:40.640	26.961	189	41.230	234	32.449	252	254
10	1:41.070	26.931	183	41.446	229	32.693	248	262	27	1:40.753	27.003	184	41.042	228	32.708	241	264
11	1:42.720	28.253	186	41.889	226	32.578	254	262	28	1:40.682	26.945	184	41.083	228	32.654	238	252
12	1:41.174	26.891	184	41.420	226	32.863	234	264	29	1:40.490	26.910	185	40.903	228	32.677	241	251
13	1:41.234	26.960	183	41.179	227	33.095	244	251	30	1:40.753	26.948	185	41.079	226	32.726	241	251
14	1:41.404	27.124	184	41.320	228	32.960	242	251	31	1:40.511	26.922	184	41.179	228	32.410	233	254
15	1:42.632	27.225	183	41.357	227			251	32	1:40.929	27.005	185	41.177	227	32.747	237	253
16	2:07.621	53.094	180	42.030	226	32.497	232		33	1:40.719	26.903	185	41.093	227	32.723	247	253
17	1:41.040	27.006	184	41.343	226	32.691	239	250	34	1:40.673	26.889	185	41.086	227	32.698	240	252

22 Lucas Auer , Mercedes-AMG C 63 DTM / AUT

theoretical besttime: 1:40.148

Lap	Time	S1	V1	S2	V2	S3	V3	Vmax	Lap	Time	S1	V1	S2	V2	S3	V3	Vmax
1	1:50.149	34.994	183	42.333	229	32.822	245		18	1:40.518	26.805	190	41.103	236	32.610	251	252
2	1:40.831	27.039	188	41.099	230	32.693	251	254	19	1:41.446	27.751	188	41.195	229	32.500	255	265
3	1:40.624	26.848	188	40.944	230	32.832	251	264	20	1:40.459	26.849	186	41.127	228	32.483	243	262
4	1:41.350	27.443	186	41.219	231	32.688	248	262	21	1:40.772	26.825	185	41.496	227	32.451	244	255
5	1:41.430	27.008	186	41.740	228	32.682	243	256	22	1:40.477	26.834	186	41.054	229	32.589	242	255
6	1:40.476	26.856	187	41.007	230	32.613	254	255	23	1:40.949	26.877	187	41.335	225	32.737	237	254
7	1:41.300	27.338	186	41.291	231	32.671	246	263	24	1:40.982	27.013	186	41.211	228	32.758	250	254
8	1:41.707	27.212	188	41.766	234	32.729	255	256	25	1:40.955	27.111	185	41.184	230	32.660	251	255
9	1:41.875	27.433	186	41.623	228	32.819	246	267	26	1:41.132	27.045	186	41.360	228	32.727	244	255
10	1:40.808	27.012	187	41.076	230	32.720	251	255	27	1:42.617	27.923	186	41.831	229	32.863	247	255
11	1:41.662	27.613	187	41.486	234	32.563	255	266	28	1:41.792	27.398	185	41.615	227	32.779	248	254
12	1:40.678	26.975	186	41.163	228	32.540	249	264	29	1:41.389	27.123	186	41.610	228	32.656	244	254
13	1:40.690	26.753	185	41.069	228	32.868	241	262	30	1:41.804	27.562	186	41.572	226	32.670	248	256
14	1:41.172	27.083	185	41.226	230	32.863	246	254	31	1:41.847	27.246	185	41.643	228	32.958	249	255
15	1:41.998	27.435	184	41.449	228	33.114	243	254	32	1:44.821	27.945	185	42.527	216	34.349	238	255
16	1:42.965	27.445	184	41.488	229			255	33	1:42.723	27.462	185	42.126	225	33.135	245	255
17	2:09.486	54.651	185	42.258	231	32.577	242		34	1:42.291	27.302	186	42.056	227	32.933	245	255

23 Daniel Juncadella , Mercedes-AMG C 63 DTM / ESP

theoretical besttime: 1:39.556

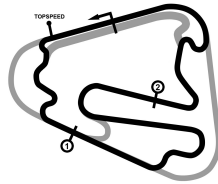
Lap	Time	S1	V1	S2	V2	S3	V3	Vmax	Lap	Time	S1	V1	S2	V2	S3	V3	Vmax
1	1:51.011	35.636	186	42.480	228	32.895	246		18	1:39.778	26.710	188	40.539	231	32.529	243	254
2	1:41.038	27.187	186	41.189	230	32.662	251	255	19	1:39.840	26.811	187	40.652	236	32.377	255	255
3	1:40.482	26.897	186	41.051	230	32.534	250	256	20	1:41.994	27.037	187	41.178	229	33.779	248	266
4	1:40.923	27.053	184	41.131	230	32.739	249	255	21	1:42.169	27.659	188	41.553	234	32.957	251	258
5	1:41.514	27.028	187	41.416	224	33.070	248	255	22	1:41.277	27.003	189	41.526	233	32.748	254	266
6	1:40.682	27.023	186	40.935	230	32.724	248	255	23	1:40.317	26.876	189	40.824	233	32.617	253	264
7	1:41.085	27.028	186	41.227	229	32.830	243	257	24	1:41.037	26.817	187	41.345	228	32.875	248	265
8	1:42.289	27.104	188	41.742	230	33.443	251	254	25	1:40.832	27.000	185	41.137	229	32.695	249	257
9	1:41.887	27.690	186	41.366	229	32.831	246	256	26	1:40.998	27.025	187	41.271	235	32.702	255	256
10	1:40.988	26.945	185	41.273	234	32.770	252	255	27	1:42.146	27.467	188	41.574	236	33.105	255	267
11	1:43.053	27.521	185	42.436	228	33.096	243	262	28	1:40.185	27.021	189	40.612	229	32.552	252	262
12	1:43.564	27.158	185	41.510	230			256	29	1:40.379	26.804	186	40.919	229	32.656	254	266
13	2:18.145	1:03.498	182	41.842	227	32.805	242		30	1:40.317	26.869	186	40.862	228	32.586	248	257
14	1:40.942	26.892	186	41.088	228	32.962	244	251	31	1:40.130	26.856	186	40.707	230	32.567	251	256
15	1:40.268	26.867	187	40.969	229	32.432	246	254	32	1:41.195	27.053	186	41.334	229	32.808	247	258
16	1:39.597	26.640	187	40.554	230	32.403	247	254	33	1:40.418	26.898	186	40.816	230	32.704	247	257
17	1:39.668	26.644	186	40.630	231	32.394	246	255	34	1:40.564	26.966	187	40.903	234	32.695	260	257

DTM Lausitzring

Lausitzring, length 4570 m

18. - 20.05.2018

DTM



Lap Analysis race 2, 20.05.2018

DMSB-Reg.No.: 125/18

25 Philipp Eng , SAMSUNG BMW M4 DTM / AUT

theoretical besttime: 1:39.729

Lap	Time	S1	V1	S2	V2	S3	V3	Vmax	Lap	Time	S1	V1	S2	V2	S3	V3	Vmax
1	1:45.935	32.184	184	41.334	227	32.417	242		18	1:40.109	26.698	186	40.897	229	32.514	238	249
2	1:40.704	26.823	184	41.233	227	32.648	237	249	19	1:39.882	26.673	187	40.823	228	32.386	238	250
3	1:41.506	27.492	184	41.239	227	32.775	239	250	20	1:40.520	26.781	187	41.143	226	32.596	244	251
4	1:42.476	27.624	184	42.252	228	32.600	242	249	21	1:46.935	26.820	185	47.008	217	33.107	240	251
5	1:41.169	27.256	185	41.124	227	32.789	248	251	22	1:40.914	26.626	185	41.427	227	32.861	246	251
6	1:41.369	27.356	185	41.287	226	32.726	244	251	23	1:40.714	26.629	186	41.165	227	32.920	242	252
7	1:40.747	26.627	185	41.384	227	32.736	237	252	24	1:40.892	27.048	188	41.231	227	32.613	257	250
8	1:40.665	26.808	185	41.159	227	32.698	247	251	25	1:40.718	26.862	188	41.207	234	32.649	257	265
9	1:40.739	26.739	185	41.322	226	32.678	244	251	26	1:40.837	26.886	188	41.260	234	32.691	257	265
10	1:40.780	26.727	184	41.331	226	32.722	242	251	27	1:40.705	26.967	187	41.133	229	32.605	250	264
11	1:41.004	26.973	184	41.248	225	32.783	243	252	28	1:40.452	26.877	187	41.012	234	32.563	257	264
12	1:40.922	26.833	184	41.274	227	32.815	240	251	29	1:40.692	26.894	189	41.276	234	32.522	257	263
13	1:41.293	26.949	184	41.311	225	33.033	241	249	30	1:40.583	26.767	189	41.210	233	32.606	257	265
14	1:42.219	27.004	185	41.396	228			249	31	1:40.772	26.833	189	41.382	234	32.557	257	264
15	2:08.870	54.525	182	41.853	225	32.492	245		32	1:41.869	26.795	189	42.074	233	33.000	248	264
16	1:40.222	26.638	185	41.098	227	32.486	246	251	33	1:41.393	26.875	185	41.533	227	32.985	235	263
17	1:39.969	26.520	186	40.962	228	32.487	237	251	34	1:43.625	28.383	186	42.196	224	33.046	243	254

28 Loic Duval , Audi Sport RS 5 DTM / FRA

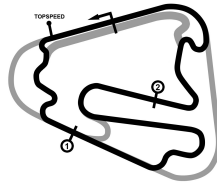
theoretical besttime: 1:39.451

Lap	Time	S1	V1	S2	V2	S3	V3	Vmax	Lap	Time	S1	V1	S2	V2	S3	V3	Vmax
1	1:53.583	36.798	185	43.617	226	33.168	240		18	1:40.833	27.127	185	41.055	230	32.651	243	251
2	1:41.459	27.431	184	41.506	234	32.522	252	252	19	1:40.633	27.133	186	40.940	230	32.560	241	252
3	1:40.859	26.927	185	41.420	228	32.512	249	263	20	1:40.970	27.221	186	41.091	228	32.658	240	254
4	1:40.231	26.679	185	40.995	230	32.557	248	255	21	1:41.412	27.314	184	41.317	227	32.781	248	253
5	1:40.932	26.806	186	41.127	231	32.999	251	254	22	1:43.020	27.201	184	41.345	228			253
6	1:41.878	27.178	186	41.630	230	33.070	249	255	23	2:09.387	53.861	184	42.732	227	32.794	244	
7	1:41.339	27.080	186	41.588	229	32.671	246	257	24	1:41.636	27.626	185	41.522	226	32.488	246	252
8	1:41.597	27.274	186	41.625	229	32.698	246	265	25	1:40.496	26.986	185	40.902	231	32.608	253	255
9	1:41.448	26.998	186	41.561	229	32.889	242	255	26	1:41.762	27.427	189	41.558	234	32.777	254	261
10	1:40.442	26.767	184	41.163	227	32.512	233	254	27	1:43.826	28.645	181	42.422	230	32.759	246	265
11	1:41.399	26.996	184	41.408	229	32.995	248	254	28	1:41.358	27.172	187	41.372	231	32.814	251	255
12	1:41.595	27.272	186	41.330	235	32.993	257	257	29	1:39.890	26.900	185	40.814	229	32.176	247	262
13	1:41.655	27.164	184	41.431	228	33.060	246	263	30	1:39.864	26.722	187	40.666	228	32.476	248	255
14	1:41.727	27.293	185	41.432	230	33.002	248	254	31	1:39.523	26.751	186	40.661	230	32.111	257	255
15	1:41.816	27.427	186	41.345	234	33.044	254	254	32	1:41.172	27.228	186	40.824	237	33.120	254	257
16	1:41.209	27.307	185	41.196	229	32.706	249	265	33	1:40.284	27.007	185	40.881	235	32.396	257	263
17	1:41.215	27.196	183	41.198	231	32.821	242	252	34	1:40.763	27.001	187	41.237	232	32.525	256	266

47 Joel Eriksson , BMW M4 DTM / SWE

theoretical besttime: 1:39.903

Lap	Time	S1	V1	S2	V2	S3	V3	Vmax	Lap	Time	S1	V1	S2	V2	S3	V3	Vmax
1	1:49.177	34.609	186	41.950	227	32.618	238		18	1:40.786	26.970	189	41.121	233	32.695	242	264
2	1:40.493	26.817	186	41.131	234	32.545	252	253	19	1:42.228	27.817	187	41.673	232	32.738	249	254
3	1:40.513	26.721	186	41.372	226	32.420	248	263	20	1:40.636	27.291	188	40.898	227	32.447	248	262
4	1:41.133	26.942	187	41.684	227	32.507	250	264	21	1:40.278	26.597	186	41.035	227	32.646	250	254
5	1:41.237	27.250	187	41.399	231	32.588	253	264	22	1:40.514	26.602	186	41.084	228	32.828	247	254
6	1:41.047	26.978	185	41.305	227	32.764	257	262	23	1:40.630	26.610	187	41.154	227	32.866	243	254
7	1:40.897	26.797	187	41.248	227	32.852	251	264	24	1:40.777	26.802	186	41.217	228	32.758	246	254
8	1:42.648	28.503	186	41.455	228	32.690	254	263	25	1:40.981	26.975	185	41.230	229	32.776	244	256
9	1:40.793	26.693	185	41.332	227	32.768	242	264	26	1:40.836	26.985	185	41.220	227	32.631	255	256
10	1:41.117	26.887	184	41.481	227	32.749	242	252	27	1:40.794	27.011	185	41.061	230	32.722	246	264
11	1:44.948	29.666	175	42.433	226	32.849	242	254	28	1:40.664	26.931	185	40.921	228	32.812	250	254
12	1:41.252	26.814	184	41.415	228	33.023	238	255	29	1:40.857	26.919	185	41.078	229	32.860	247	254
13	1:41.425	26.840	184	41.403	227	33.182	246	253	30	1:40.946	26.913	186	41.182	227	32.851	243	254
14	1:42.044	27.137	184	41.506	228			252	31	1:40.489	26.885	185	40.935	229	32.669	239	254
15	2:08.509	53.538	183	42.419	226	32.552	243		32	1:41.026	26.963	186	41.117	228	32.946	246	256
16	1:40.688	26.589	186	41.296	227	32.803	243	252	33	1:41.463	26.847	186	41.461	225	33.155	245	252
17	1:41.642	26.860	186	42.366	227	32.416	248	254	34	1:41.491	27.107	186	41.534	226	32.850	247	254



Lap Analysis race 2, 20.05.2018

48 Edoardo Mortara , Mercedes-AMG C 63 DTM / CHE

theoretical besttime: 1:40.057

Lap	Time	S1	V1	S2	V2	S3	V3	Vmax	Lap	Time	S1	V1	S2	V2	S3	V3	Vmax
1	1:49.539	34.834	184	42.012	229	32.693	247		18	1:40.584	26.899	187	41.017	231	32.668	247	254
2	1:40.850	26.962	187	41.215	229	32.673	249	254	19	1:41.991	27.428	187	41.915	231	32.648	261	256
3	1:40.154	26.895	188	40.876	230	32.383	252	255	20	1:42.242	28.008	186	41.567	229	32.667	249	266
4	1:41.509	27.026	185	41.924	232	32.559	255	264	21	1:40.877	26.873	186	41.111	228	32.893	248	263
5	1:40.967	27.068	189	41.407	235	32.492	255	266	22	1:40.849	26.874	186	41.068	229	32.907	243	255
6	1:40.993	26.896	187	41.346	229	32.751	247	264	23	1:42.042	27.751	186	41.151	228	33.140	238	254
7	1:40.659	26.917	186	41.099	231	32.643	249	255	24	1:40.848	27.119	186	40.978	229	32.751	242	254
8	1:40.996	27.526	186	40.877	230	32.593	246	262	25	1:40.944	27.058	186	41.015	230	32.871	246	256
9	1:42.736	28.890	186	41.156	229	32.690	246	254	26	1:40.678	27.050	186	40.848	229	32.780	246	254
10	1:40.814	26.941	185	41.226	234	32.647	250	255	27	1:40.792	27.080	186	41.031	230	32.681	245	256
11	1:42.386	28.549	186	41.280	228	32.557	252	262	28	1:40.983	27.169	185	40.919	230	32.895	238	253
12	1:45.780	26.826	186	42.892	175			262	29	1:42.265	28.354	186	41.179	231	32.732	243	255
13	2:09.650	54.637	183	42.147	226	32.866	247		30	1:40.862	27.088	186	41.095	228	32.679	247	257
14	1:41.315	26.941	185	41.657	230	32.717	244	251	31	1:40.726	26.957	186	40.979	229	32.790	248	255
15	1:40.660	27.024	186	41.049	230	32.587	241	254	32	1:41.477	27.638	188	41.171	230	32.668	253	258
16	1:40.609	26.828	187	41.283	234	32.498	254	255	33	1:40.993	26.855	186	41.144	228	32.994	246	264
17	1:40.671	26.952	185	40.972	232	32.747	248	265	34	1:40.926	26.966	186	41.109	229	32.851	246	255

51 Nico Müller , Castrol EDGE Audi RS 5 DTM / CHE

theoretical besttime: 1:40.161

Lap	Time	S1	V1	S2	V2	S3	V3	Vmax	Lap	Time	S1	V1	S2	V2	S3	V3	Vmax
1	1:52.576	36.446	179	42.993	226	33.137	248		18	1:40.823	26.961	188	41.065	231	32.797	253	254
2	1:41.050	27.139	186	41.302	235	32.609	255	255	19	1:42.923	28.276	186	41.629	231	33.018	247	264
3	1:40.716	26.948	185	41.190	229	32.578	247	265	20	1:46.052	28.254	186	43.437	225	34.361	252	258
4	1:40.541	26.884	184	41.149	235	32.508	251	266	21	1:42.086	27.568	187	41.615	228	32.903	252	257
5	1:41.441	27.003	185	41.408	231	33.030	246	265	22	1:41.483	27.013	185	41.556	228	32.914	244	266
6	1:41.923	27.406	186	41.455	230	33.062	250	264	23	1:42.062	27.653	187	41.442	229	32.967	250	256
7	1:41.135	27.105	185	41.276	230	32.754	244	264	24	1:41.440	27.105	186	41.467	229	32.868	247	256
8	1:41.525	26.977	185	41.424	229	33.124	249	256	25	1:41.281	27.046	185	41.359	230	32.876	249	257
9	1:42.868	27.159	185	41.462	229			264	26	1:41.101	27.024	186	41.301	229	32.776	251	258
10	2:07.202	52.783	181	41.920	228	32.499	244		27	1:41.906	27.160	186	41.567	231	33.179	251	257
11	1:40.238	26.597	186	41.110	228	32.531	247	252	28	1:41.439	27.349	188	41.227	229	32.863	255	259
12	1:40.744	26.734	185	41.084	229	32.926	243	253	29	1:41.145	27.155	187	41.219	236	32.771	257	266
13	1:41.104	26.975	184	41.324	229	32.805	244	254	30	1:41.265	26.977	186	41.473	228	32.815	245	269
14	1:40.937	27.063	184	41.194	230	32.680	248	252	31	1:41.658	27.409	184	41.504	229	32.745	247	258
15	1:42.018	28.098	185	41.316	229	32.604	245	256	32	1:41.386	27.060	186	41.287	230	33.039	246	258
16	1:41.589	26.836	186	41.931	230	32.822	244	256	33	1:41.299	27.056	185	41.260	229	32.983	247	256
17	1:41.109	26.909	187	41.402	235	32.798	247	257	34	1:41.517	27.229	186	41.461	229	32.827	248	258

53 Jamie Green , Hoffmann Group Audi RS 5 DTM / GBR

theoretical besttime: 1:39.913

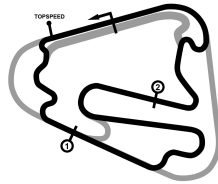
Lap	Time	S1	V1	S2	V2	S3	V3	Vmax	Lap	Time	S1	V1	S2	V2	S3	V3	Vmax
1	1:55.542	37.208	186	43.688	228				18	1:40.672	26.931	186	41.147	229	32.594	245	254
2	2:08.287	53.234	181	42.436	227	32.617	242		19	1:41.650	27.592	186	41.458	229	32.600	245	254
3	1:40.748	27.046	184	41.436	227	32.266	243	251	20	1:40.628	26.973	185	41.211	234	32.444	255	254
4	1:40.532	26.694	185	41.165	229	32.673	242	252	21	1:41.234	26.947	184	41.605	226	32.682	244	265
5	1:40.551	26.751	185	41.255	227	32.545	242	253	22	1:40.882	26.939	184	41.340	233	32.603	253	254
6	1:40.334	26.709	184	41.210	227	32.415	245	253	23	1:40.693	26.828	186	41.330	233	32.535	254	264
7	1:40.466	26.906	184	41.241	227	32.319	247	253	24	1:40.878	26.975	185	41.360	233	32.543	254	263
8	1:40.613	26.732	185	41.381	226	32.500	246	252	25	1:41.326	26.940	184	41.520	229	32.866	248	266
9	1:40.281	26.767	184	41.290	232	32.224	251	255	26	1:41.055	27.144	185	41.310	227	32.601	249	255
10	1:40.196	26.745	184	41.286	233	32.165	252	262	27	1:42.187	27.755	182	42.008	228	32.424	247	256
11	1:40.139	26.796	187	41.182	232	32.161	244	264	28	1:40.729	27.027	185	41.221	228	32.481	242	256
12	1:40.534	26.748	185	41.356	234	32.430	255	264	29	1:40.890	26.918	185	41.314	230	32.658	248	255
13	1:40.792	27.027	187	41.292	233	32.473	249	264	30	1:40.816	26.890	185	41.387	228	32.539	251	257
14	1:40.588	27.080	186	41.058	230	32.450	251	264	31	1:40.897	27.129	185	41.302	229	32.466	247	258
15	1:41.551	27.092	185	41.817	226	32.642	244	264	32	1:41.010	27.071	185	41.223	230	32.716	248	257
16	1:40.529	27.015	184	41.189	234	32.325	251	255	33	1:40.924	27.078	184	41.335	233	32.511	252	257
17	1:40.581	26.749	185	41.292	229	32.540	245	264	34	1:42.417	27.835	185	41.820	227	32.762	247	266

DTM Lausitzring

Lausitzring, length 4570 m

18. - 20.05.2018

DTM



Lap Analysis race 2, 20.05.2018

DMSB-Reg.No.: 125/18

94 Pascal Wehrlein , Mercedes-AMG C 63 DTM / DEU

theoretical besttime: 1:39.554

Lap	Time	S1	V1	S2	V2	S3	V3	Vmax	Lap	Time	S1	V1	S2	V2	S3	V3	Vmax
1	1:46.592	32.891	184	41.216	229	32.485	240		18	1:39.934	26.695	186	40.726	230	32.513	244	263
2	1:40.288	26.874	187	40.881	233	32.533	253	254	19	1:39.794	26.758	187	40.600	230	32.436	248	253
3	1:41.705	28.149	188	41.030	234	32.526	260	264	20	1:40.284	26.849	186	40.898	228	32.537	246	254
4	1:41.011	27.448	188	41.236	229	32.327	253	265	21	1:40.441	26.795	185	40.982	228	32.664	242	255
5	1:40.196	26.627	186	40.851	228	32.718	243	264	22	1:40.881	26.815	185	41.231	229	32.835	242	254
6	1:40.478	26.901	185	40.934	228	32.643	245	254	23	1:40.411	26.782	187	40.953	229	32.676	248	254
7	1:40.512	26.864	185	40.951	229	32.697	242	253	24	1:40.674	26.766	186	41.092	229	32.816	246	254
8	1:40.791	27.073	185	41.039	228	32.679	242	254	25	1:40.684	26.862	185	41.125	229	32.697	244	257
9	1:40.484	26.818	185	40.972	228	32.694	244	255	26	1:40.691	27.056	185	40.948	229	32.687	247	256
10	1:40.541	26.761	184	41.102	228	32.678	245	254	27	1:40.521	26.938	185	40.967	229	32.616	247	255
11	1:40.539	26.862	185	40.987	227	32.690	245	254	28	1:40.479	26.973	185	40.913	230	32.593	247	255
12	1:41.039	26.867	185	41.268	227	32.904	245	254	29	1:40.650	26.839	186	40.848	229	32.963	244	254
13	1:42.848	26.894	185	41.519	225			254	30	1:40.584	26.965	186	41.024	228	32.595	242	257
14	2:08.987	55.019	181	41.574	228	32.394	241		31	1:40.496	26.947	185	40.976	229	32.573	248	257
15	1:40.490	26.813	185	41.114	228	32.563	244	252	32	1:41.219	26.960	186	41.314	229	32.945	246	257
16	1:39.996	26.851	188	40.750	229	32.395	254	255	33	1:41.217	27.060	185	41.187	228	32.970	247	255
17	1:39.966	26.719	188	40.839	235	32.408	251	264	34	1:41.088	27.015	186	41.250	227	32.823	236	255

99 Mike Rockenfeller , Schaeffler Audi RS 5 DTM / DEU

theoretical besttime: 1:39.859

Lap	Time	S1	V1	S2	V2	S3	V3	Vmax	Lap	Time	S1	V1	S2	V2	S3	V3	Vmax
1	1:48.575	34.334	184	41.726	228	32.515	242		18	1:40.986	27.077	186	41.199	228	32.710	242	253
2	1:40.518	27.046	186	41.195	229	32.277	247	254	19	1:40.640	26.951	186	41.027	230	32.662	242	253
3	1:40.626	26.984	188	41.206	234	32.436	256	263	20	1:40.903	27.072	186	41.188	228	32.643	245	255
4	1:42.069	27.100	185	42.408	230	32.561	258	262	21	1:41.347	26.976	185	41.528	228	32.843	249	255
5	1:43.523	27.104	188	42.938	224	33.481	251	265	22	1:41.593	27.568	187	41.485	234	32.540	253	256
6	1:41.762	27.738	187	41.526	228	32.498	254	265	23	1:40.398	26.837	189	41.148	234	32.413	251	265
7	1:42.647	26.888	185	41.375	229			263	24	1:40.783	26.769	186	41.378	228	32.636	250	265
8	2:06.994	52.466	180	42.050	225	32.478	243		25	1:41.078	27.002	185	41.432	229	32.644	242	258
9	1:39.863	26.665	185	40.994	226	32.204	240	252	26	1:40.780	26.935	185	41.247	229	32.598	250	257
10	1:40.482	26.917	184	41.342	226	32.223	250	252	27	1:40.855	27.073	186	41.320	230	32.462	243	257
11	1:40.081	26.661	185	41.104	226	32.316	246	254	28	1:40.753	26.937	185	41.237	229	32.579	247	256
12	1:40.649	26.757	185	41.246	228	32.646	243	252	29	1:40.966	27.000	186	41.240	230	32.726	244	255
13	1:40.826	26.978	185	41.174	227	32.674	243	254	30	1:41.125	27.081	185	41.373	228	32.671	246	257
14	1:42.847	28.775	184	41.466	229	32.606	246	253	31	1:40.794	26.965	185	41.319	229	32.510	247	256
15	1:41.662	27.161	185	41.342	228	33.159	246	255	32	1:40.831	26.933	186	41.250	229	32.648	243	257
16	1:41.068	27.209	185	41.258	229	32.601	243	254	33	1:41.144	27.042	184	41.353	229	32.749	250	256
17	1:40.953	26.945	185	41.219	230	32.789	241	255	34	1:42.419	27.215	187	42.314	223	32.890	244	257