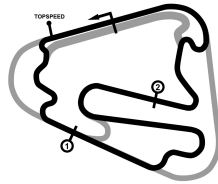


# DTM Lausitzring

Lausitzring, length 4570 m

18. - 20.05.2018

Tourenwagen Classics



**TOURENWAGEN**  
CLASSICS

**DMSB**-Reg.No.: 126/18

## Lap Analysis free practice, 18.05.2018

1 Thorsten Stadler , Mercedes AMG C-Klasse DTM 1 - DTM - ITC / DEU										theoretical besttime: 1:57.954							
Lap	Time	S1	V1	S2	V2	S3	V3	Vmax	Lap	Time	S1	V1	S2	V2	S3	V3	Vmax
1	3:02.838		102	1:07.536	170	46.429	216		6	1:58.770	31.368	172	49.908	211	<b>37.494</b>	226	238
2	2:09.915	35.231	<b>173</b>	54.169	204	40.515	226	217	7	<b>1:58.537</b>	<b>30.943</b>	171	49.795	211	37.799	226	237
3	2:03.736	32.514	172	52.548	209	38.674	227	237	8	1:59.453	32.386	171	<b>49.517</b>	<b>214</b>	37.550	227	237
4	2:09.477	32.020	172	51.131	212			<b>238</b>	9	1:59.170	31.441	172	49.908	212	37.821	226	237
5	5:38.157	4:08.863	169	51.546	211	37.748	<b>228</b>		10	2:01.310	31.313	171	49.821	210			236

3 Jörg Hatscher , Mercedes AMG C-Klasse DTM 1 - DTM - ITC / DEU										theoretical besttime: 1:57.736							
Lap	Time	S1	V1	S2	V2	S3	V3	Vmax	Lap	Time	S1	V1	S2	V2	S3	V3	Vmax
1	2:48.446		102	1:16.811	138	46.055	217		9	2:00.240	31.593	178	50.334	209	38.313	232	243
2	2:10.084	35.335	169	54.379	201	40.370	229	226	10	<b>1:58.251</b>	<b>30.968</b>	177	<b>48.869</b>	<b>216</b>	38.414	230	243
3	2:02.991	32.312	176	51.521	210	39.158	230	239	11	2:00.614	31.022	179	50.363	178	39.229	233	243
4	2:03.546	31.677	175	51.569	208	40.300	229	242	12	2:00.574	31.260	177	50.537	214	38.777	<b>235</b>	244
5	2:02.696	32.092	175	51.250	210	39.354	231	241	13	1:59.679	31.374	178	49.588	205	38.717	235	243
6	2:04.849	32.772	175	51.792	211	40.285	225	242	14	1:58.999	31.179	177	49.921	211	<b>37.899</b>	234	<b>247</b>
7	2:03.156	31.927	175	51.718	206	39.511	232	236	15	1:58.766	31.432	<b>180</b>	49.152	212	38.182	234	245
8	2:00.356	31.857	176	49.996	206	38.503	232	242	16	2:03.785	31.280	178	50.111	208			244

6 Ralph Bahr , BMW Motorsport E30 M3 DTM 3 - DTM - Gr.A / DEU										theoretical besttime: 2:07.957							
Lap	Time	S1	V1	S2	V2	S3	V3	Vmax	Lap	Time	S1	V1	S2	V2	S3	V3	Vmax
1	3:45.325		102	1:23.293	126	57.187	162		8	5:24.367	3:42.967	146	57.641	183	43.759	198	
2	2:38.005	42.312	129	1:06.840	155	48.853	183	167	9	2:14.587	34.577	149	57.125	179	42.885	<b>203</b>	209
3	2:23.423	38.524	142	59.221	165	45.678	199	178	10	<b>2:10.475</b>	<b>33.340</b>	151	54.345	187	42.790	202	<b>214</b>
4	2:16.363	36.467	144	56.964	184	42.932	199	197	11	2:36.846	34.853	149	59.703	156			212
5	2:14.395	35.445	148	56.774	186	42.176	199	210	12	10:38.275	9:03.658	<b>152</b>	<b>53.754</b>	<b>192</b>	<b>40.863</b>	198	
6	2:17.382	35.280	148	56.131	178	45.971	199	210	13	2:47.950	38.777	123	1:07.191	129			153
7	2:22.761	35.723	147	57.769	179			209									

12 Gerbert Lutikhuis , Mercedes AMG W201 190er EVO2 2 - DTM - Gr.H / N theoretical besttime: 2:02.786																	
Lap	Time	S1	V1	S2	V2	S3	V3	Vmax	Lap	Time	S1	V1	S2	V2	S3	V3	Vmax
1	3:52.734		104	1:18.579	128	55.380	133		8	2:22.672	34.852	148	55.886	182			204
2	2:42.435	42.079	136	1:08.020	123	52.336	173	135	9	7:53.382	6:18.232	142	53.797	182	41.353	199	
3	2:25.723	39.692	144	1:00.505	177	45.526	197	156	10	2:04.709	32.662	150	51.651	<b>189</b>	40.396	200	209
4	2:17.962	36.135	146	57.114	174	44.713	199	199	11	2:04.486	32.251	<b>152</b>	52.368	185	<b>39.867</b>	201	210
5	2:21.198	35.912	148	56.770	176			207	12	<b>2:03.325</b>	<b>31.713</b>	152	<b>51.206</b>	186	40.406	<b>205</b>	211
6	3:54.909	2:18.435	144	54.650	185	41.824	198		13	2:05.969	32.141	152	51.214	185			<b>212</b>
7	2:13.180	34.414	149	54.711	181	44.055	196	208									

13 Bernd Knoch , BMW Motorsport E36 STW 4 - STW/BTCC / DEU										theoretical besttime: 2:01.558							
Lap	Time	S1	V1	S2	V2	S3	V3	Vmax	Lap	Time	S1	V1	S2	V2	S3	V3	Vmax
1	2:51.393		143	1:05.838	125	46.266	200		11	2:07.097	33.141	153	53.417	176	40.539	201	209
2	2:15.797	36.270	150	56.980	170	42.547	200	209	12	2:05.406	32.760	153	52.411	185	40.235	200	210
3	2:14.372	35.917	151	56.110	187	42.345	199	209	13	2:04.271	32.337	154	51.858	188	40.076	200	209
4	2:10.151	34.672	152	54.186	185	41.293	199	209	14	2:03.380	32.167	153	51.450	191	39.763	199	209
5	2:10.359	34.044	152	54.627	187	41.688	200	209	15	2:02.675	32.069	154	51.167	192	39.439	201	208
6	2:09.834	34.561	150	54.281	181	40.992	200	209	16	<b>2:01.794</b>	31.950	<b>155</b>	<b>50.579</b>	<b>193</b>	<b>39.265</b>	200	209
7	2:09.083	33.773	152	54.288	187	41.022	200	209	17	2:01.965	<b>31.714</b>	155	50.809	190	39.442	<b>202</b>	210
8	2:25.650	33.709	152	1:01.995	145			210	18	2:02.518	32.096	154	50.973	189	39.449	202	<b>211</b>
9	4:11.357	2:28.889	149	59.376	150	43.092	199		19	2:45.090	39.246	114	1:06.960	123			187
10	2:10.676	34.567	151	54.367	175	41.742	199	209									

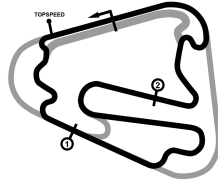
14 Stefan Rupp , Alfa 155 V6 ITC 1 - DTM - ITC / DEU										theoretical besttime: 1:56.761							
Lap	Time	S1	V1	S2	V2	S3	V3	Vmax	Lap	Time	S1	V1	S2	V2	S3	V3	Vmax
1	2:50.351		103	1:16.876	140				7	1:59.033	32.158	<b>175</b>	48.955	212	37.920	231	242
2	6:57.805	5:16.310	115	59.753	204	41.742	223		8	1:57.664	<b>31.176</b>	175	<b>48.678</b>	214	37.810	231	241
3	2:08.226	34.221	163	53.298	199	40.707	226	234	9	<b>1:57.378</b>	31.177	175	49.294	215	<b>36.907</b>	231	241
4	2:02.521	33.135	166	50.946	210	38.440	232	236	10	2:01.908	31.428	167	49.037	<b>216</b>			242
5	2:01.261	32.166	167	50.981	212	38.114	<b>233</b>	<b>243</b>	11	5:06.457	3:21.048	171	56.367	175			
6	2:01.028	32.139	174	50.641	211	38.248	232	242									

# DTM Lausitzring

Lausitzring, length 4570 m

18. - 20.05.2018

Tourenwagen Classics



**TOURENWAGEN**  
CLASSICS

**DMSB**-Reg.No.: 126/18

## Lap Analysis free practice, 18.05.2018

### 37 Alexander Schmidt , Renault Megane BTCC 4 - STW/BTCC / DEU theoretical besttime: 2:03.728

Lap	Time	S1	V1	S2	V2	S3	V3	Vmax	Lap	Time	S1	V1	S2	V2	S3	V3	Vmax
1	3:51.816		75	1:24.300	94	56.947	145		6	2:05.047	33.664	157	52.257	<b>194</b>	<b>39.126</b>	<b>203</b>	204
2	2:45.218	41.378	139	1:08.257	126	55.583	139	148	7	2:29.200	36.082	139	1:03.573	137			198
3	2:43.561	40.761	152	1:06.334	115			144	8	18:51.429	17.09	137	1:00.011	173	41.666	197	
4	4:32.803	2:52.533	154	56.723	180	43.547			9	<b>2:04.500</b>	33.068	158	<b>51.936</b>	189	39.496	203	
5	2:12.272	<b>32.666</b>	<b>159</b>	57.285	177	42.321		<b>212</b>	10	2:37.530	38.373	131	1:02.608	126			171

### 39 Christian Menzel , BMW Motorsport E30 M3 DTM 3 - DTM - Gr.A / DEU theoretical besttime: 2:06.743

Lap	Time	S1	V1	S2	V2	S3	V3	Vmax	Lap	Time	S1	V1	S2	V2	S3	V3	Vmax
1	2:50.603		121	1:02.365	148	46.100			10	2:13.399	35.512	133	55.022	181	42.865	203	
2	2:16.031	36.549	140	56.536	164	42.946		197	11	2:08.898	34.256	138	53.341	<b>184</b>	41.301	<b>206</b>	
3	2:22.365	37.868	137	56.546	174			200	12	2:07.807	33.287	143	53.266	183	41.254	203	
4	4:32.545	2:54.515	136	56.027	176	42.003			13	2:07.848	<b>33.010</b>	<b>145</b>	53.213	183	41.625	204	
5	2:08.829	33.458	142	53.896	180	41.475		200	14	2:27.228	34.900	127	1:03.362	167	48.966	204	
6	2:07.885	33.321	144	53.676	183	<b>40.888</b>		203	15	2:22.828	37.823	127	1:00.442	149	44.563	166	
7	2:21.161	33.467	141	1:01.295	128	46.399		201	16	<b>2:07.338</b>	33.451	143	<b>52.845</b>	183	41.042	199	
8	2:20.605	37.234	121	1:00.448	161	42.923		168	17	2:44.010	35.383	133	1:06.274	127			204
9	2:23.641	36.002	133	1:05.077	175	42.562		199									

### 41 Dr. Michael Vogt , BMW Motorsport E30 M3 DTM 3 - DTM - Gr.A / DEU theoretical besttime: 2:11.018

Lap	Time	S1	V1	S2	V2	S3	V3	Vmax	Lap	Time	S1	V1	S2	V2	S3	V3	Vmax
1	3:47.691		81	1:24.733	130	54.617	159		10	2:17.243	37.257	142	56.595	177	43.391	189	200
2	2:34.946	42.286	134	1:05.652	162	47.008	183	170	11	2:14.610	35.820	<b>147</b>	56.369	181	42.421	<b>193</b>	188
3	2:23.168	37.464	141	59.989	160	45.715	187	196	12	2:13.900	34.812	145	56.002	182	43.086	193	<b>204</b>
4	2:19.239	35.686	142	59.662	180	43.891	192	199	13	2:14.653	34.624	145	56.939	182	43.090	190	203
5	2:17.805	37.630	142	56.539	173	43.636	190	203	14	2:12.947	35.186	145	55.462	183	42.299	192	202
6	2:17.384	35.475	143	57.725	166	44.184	188	202	15	2:12.516	35.042	146	55.396	182	<b>42.078</b>	192	204
7	2:25.155	35.789	144	58.488	173			200	16	<b>2:11.128</b>	<b>34.238</b>	147	<b>54.702</b>	<b>184</b>	42.188	154	204
8	5:03.639	3:17.323	104	1:03.012	174	43.304	187		17	2:57.141	45.261	107	1:14.340	106			140
9	2:16.616	35.881	141	57.298	178	43.437	189	199									

### 44 Ferdi Weischenberg , Mercedes AMG W201 190er DTC 5 - Grp N / DTC / theoretical besttime: 2:15.709

Lap	Time	S1	V1	S2	V2	S3	V3	Vmax	Lap	Time	S1	V1	S2	V2	S3	V3	Vmax
1	3:03.438		113	1:12.082	136	51.742	170		10	2:22.009	36.425	132	58.663	166	46.921	173	184
2	2:32.634	41.032	127	1:04.609	153	46.993	175	175	11	2:19.537	36.550	132	58.129	165	44.858	175	182
3	2:25.450	38.894	132	1:00.404	165	46.152	176	185	12	2:23.692	36.461	132	58.302	163			184
4	2:27.360	37.721	130	1:01.145	166			185	13	3:40.218	1:57.238	133	58.126	167	44.854	176	
5	3:50.179	2:05.120	130	59.785	166	45.274	178		14	<b>2:15.709</b>	<b>35.011</b>	134	<b>56.565</b>	169	<b>44.133</b>	<b>179</b>	185
6	2:18.963	36.542	132	57.589	<b>169</b>	44.832	177	187	15	2:22.004	35.794	133	57.616	167			<b>188</b>
7	2:20.196	36.992	130	58.641	168	44.563	175	186	16	2:41.533	55.672	132	1:01.531	134	44.330	177	
8	2:18.552	36.153	<b>134</b>	57.859	167	44.540	174	184	17	2:49.227	39.547	125	1:13.949	128			184
9	2:19.892	36.184	133	59.200	167	44.508	175	184									

### 51 Marc Seesing , BMW Motorsport E30 M3 DTM 3 - DTM - Gr.A / NLD theoretical besttime: 2:09.537

Lap	Time	S1	V1	S2	V2	S3	V3	Vmax	Lap	Time	S1	V1	S2	V2	S3	V3	Vmax
1	3:16.220		88	1:14.716	145	45.043	197		3	<b>2:09.537</b>	<b>33.752</b>	<b>148</b>	<b>54.036</b>	<b>185</b>	<b>41.749</b>	163	<b>208</b>
2	2:13.362	34.344	144	56.083	163	42.935	<b>199</b>	206	4	3:23.526	48.151	91	1:27.095	91			146

### 61 Olaf Manthey , BMW Linder E30 325i Grp A 3 - DTM - Gr.A / DEU theoretical besttime: 2:11.767

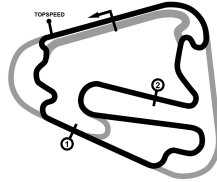
Lap	Time	S1	V1	S2	V2	S3	V3	Vmax	Lap	Time	S1	V1	S2	V2	S3	V3	Vmax
1	3:09.979								6	2:22.672	<b>34.216</b>	141					193
2	2:21.917	36.834	133			1:45.083		193	7	8:43.786	6:57.576	137	57.058	176			
3	2:16.954	35.691	140			1:41.263		<b>195</b>	8	2:52.270	1:00.803	138	58.386	173			
4	2:15.790	35.777	140			1:40.013		194	9	4:20.627	2:43.076	140	<b>54.926</b>	<b>177</b>	<b>42.625</b>	<b>185</b>	
5	<b>2:13.527</b>	34.720	141			1:38.807		195	10	2:37.086	34.384	<b>143</b>	1:04.229	132			195

# DTM Lausitzring

Lausitzring, length 4570 m

18. - 20.05.2018

Tourenwagen Classics



**TOURENWAGEN**  
CLASSICS

DMSB-Reg.No.: 126/18

## Lap Analysis free practice, 18.05.2018

### 77 Thomas Weckerle , Mercedes AMG 190 W201 DTM 3 - DTM - Gr.A / DEU theoretical besttime: 2:14.384

Lap	Time	S1	V1	S2	V2	S3	V3	Vmax	Lap	Time	S1	V1	S2	V2	S3	V3	Vmax
1	3:26.060		107	1:16.931	114	54.043	153		10	2:22.158	36.236	138	59.438	170	46.484	186	196
2	2:37.071	41.183	130	1:06.825	152	49.063	181	162	11	2:20.480	36.315	140	59.413	163	44.752	187	197
3	2:26.468	37.441	137	1:02.383	162	46.644	188	193	12	2:17.762	35.410	141	58.317	172	44.035	189	199
4	2:23.383	36.827	139	1:01.100	167	45.456	186	199	13	2:19.980	38.047	140	58.637	171	43.296	188	199
5	2:21.795	36.011	141	1:00.353	166	45.431	190	198	14	2:15.846	34.792	142	58.042	171	43.012	190	200
6	2:27.821	36.721	141	1:01.837	167			198	15	<b>2:14.384</b>	<b>34.418</b>	<b>143</b>	<b>57.108</b>	<b>175</b>	<b>42.858</b>	<b>188</b>	<b>202</b>
7	4:27.041	2:33.600	131	1:03.876	157	49.565	177		16	2:16.846	34.836	142	59.052	175	42.958	<b>191</b>	201
8	2:25.923	37.824	139	1:01.913	152	46.186	185	185	17	3:02.644	41.905	103	1:20.898	98			174
9	2:23.962	36.119	139	1:01.641	167	46.202	185	198									

### 86 Gerhard Füller , Opel Holzer Vectra STW 4 - STW/BTCC / DEU theoretical besttime: 1:59.849

Lap	Time	S1	V1	S2	V2	S3	V3	Vmax	Lap	Time	S1	V1	S2	V2	S3	V3	Vmax
1	3:04.117		114	1:06.153	145	46.409	195		10	<b>2:00.087</b>	31.653	<b>158</b>	49.817	198	<b>38.617</b>	<b>212</b>	219
2	2:10.336	35.782	153	53.276	185	41.278	208	194	11	2:08.694	32.199	155	50.230	197			222
3	2:05.658	32.504	156	52.381	175	40.773	209	219	12	4:09.498	2:37.649	155	51.927	197	39.922	210	
4	2:02.719	32.410	156	50.941	191	39.368	209	219	13	2:00.869	<b>31.562</b>	158	50.025	<b>199</b>	39.282	208	219
5	2:02.882	32.313	155	51.423	194	39.146	211	219	14	2:02.306	32.151	156	50.671	196	39.484	209	219
6	2:01.586	31.565	157	50.916	192	39.105	211	221	15	2:01.433	32.010	158	<b>49.670</b>	199	39.753	208	219
7	2:09.931	31.977	156	50.524	196			<b>222</b>	16	2:21.855	33.903	147	1:01.137	140	46.815	163	219
8	5:23.797	3:53.634	151	51.192	197	38.971	210		17	2:40.099	37.207	117	1:08.530	122			169
9	2:02.640	33.169	157	50.629	196	38.842	209	220									

### 111 Harry Bryzmann , Alfa Corse Alfa 156 4 - STW/BTCC / FRA theoretical besttime: 2:21.876

Lap	Time	S1	V1	S2	V2	S3	V3	Vmax	Lap	Time	S1	V1	S2	V2	S3	V3	Vmax
1	3:46.318		84	1:23.778	132	55.363	172		7	2:27.416	37.645	<b>136</b>	1:03.167	166	46.604	178	183
2	2:47.275	44.207	108	1:09.747	147	53.321	173	176	8	2:29.051	39.132	135	1:02.096	163	47.823	179	183
3	2:33.282	41.500	133	1:03.334	166	48.448	176	169	9	2:24.847	37.635	135	1:01.431	166	45.781	179	184
4	2:30.445	38.652	134	1:03.385	170	48.408	173	183	10	<b>2:22.056</b>	36.647	135	<b>1:00.162</b>	<b>172</b>	<b>45.247</b>	<b>183</b>	184
5	2:50.240	39.463	134	1:04.212	152			165	11	2:33.762	<b>36.467</b>	126	1:00.677	169	56.618	116	<b>193</b>
6	4:57.570	3:03.925	125	1:08.153	166	45.492	178		12	3:28.483	47.711	80	1:30.607	87			117

### 190 Jannis Bernd , Mercedes AMG 190 W201 DTM 3 - DTM - Gr.A / DEU theoretical besttime: 2:09.911

Lap	Time	S1	V1	S2	V2	S3	V3	Vmax	Lap	Time	S1	V1	S2	V2	S3	V3	Vmax
1	2:56.661		124	1:04.594	162	47.023	181		8	2:10.398	<b>33.679</b>	137	54.550	176	42.169	183	<b>194</b>
2	2:19.604	36.552	134	59.046	171	44.006	182	186	9	2:11.331	33.951	132	55.214	174	42.166	180	189
3	2:15.079	35.335	136	56.928	172	42.816	182	190	10	2:11.487	34.495	138	54.822	<b>177</b>	42.170	183	190
4	2:13.546	34.677	136	56.373	175	42.496	<b>184</b>	193	11	<b>2:10.368</b>	34.001	138	54.604	174	<b>41.763</b>	184	193
5	2:11.961	34.221	<b>138</b>	55.203	176	42.537	183	191	12	2:11.291	33.960	138	55.114	175	42.217	183	194
6	2:11.752	34.134	137	55.062	175	42.556	184	192	13	2:18.567	33.809	138	55.743	165			193
7	2:11.252	34.153	136	<b>54.469</b>	173	42.630	183	193									

### 635 Peter Schumann , BMW Motorsport E24 635 CSI DTM 3 - DTM - Gr.A / DI theoretical besttime: 2:07.161

Lap	Time	S1	V1	S2	V2	S3	V3	Vmax	Lap	Time	S1	V1	S2	V2	S3	V3	Vmax
1	3:25.152		96	1:14.837	142	51.152	173		9	4:30.459	2:49.543	144	57.058	173	43.858	196	
2	2:16.500	36.542	142	57.592	174	42.366	190	184	10	2:12.393	34.658	148	55.891	179	41.844	196	208
3	2:11.408	34.344	146	55.508	179	41.556	191	201	11	2:08.127	<b>33.073</b>	148	54.101	<b>185</b>	40.953	<b>200</b>	206
4	2:11.238	33.717	146	55.414	180	42.107	189	203	12	2:09.278	33.974	<b>150</b>	54.001	183	41.303	198	<b>210</b>
5	2:09.686	33.698	147	55.096	179	40.892	192	201	13	2:08.155	33.588	150	53.538	184	41.029	195	208
6	2:09.225	33.601	147	54.605	182	41.019	194	204	14	2:08.704	33.736	150	54.190	185	<b>40.778</b>	194	206
7	2:08.670	33.284	148	54.431	181	40.955	195	205	15	<b>2:07.306</b>	33.106	150	<b>53.310</b>	182	40.890	198	206
8	2:20.268	33.446	147	58.569	163			206	16	2:21.335	33.221	150	57.871	163			209