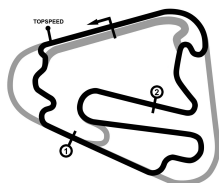


DTM Lausitzring

Lausitzring, length 4570 m

18. - 20.05.2018

Tourenwagen Classics



TOURENWAGEN
CLASSICS

DMSB-Reg.No.: 126/18

Lap Analysis combined qualifying, 19.05.20

1 Thorsten Stadler , Mercedes AMG C-Klasse DTM 1 - DTM - ITC / DEU theoretical besttime: 1:56.692

Lap	Time	S1	V1	S2	V2	S3	V3	Vmax	Lap	Time	S1	V1	S2	V2	S3	V3	Vmax
1	3:19.239		96	1:11.962	148	39.157	230		5	2:12.175	31.963	171	49.971	213			244
2	1:59.240	32.839	170	49.510	212	36.891	234	198	6	4:01.664	2:33.162	169	51.321	210	37.181	233	
3	1:57.296	30.879	170	49.400	212	37.017	233	245	7	2:06.156	31.898	171	50.391	211			245
4	1:57.611	30.553	172	49.248	212	37.810	233	243									

3 Jörg Hatscher , Mercedes AMG C-Klasse DTM 1 - DTM - ITC / DEU theoretical besttime: 1:55.364

Lap	Time	S1	V1	S2	V2	S3	V3	Vmax	Lap	Time	S1	V1	S2	V2	S3	V3	Vmax
1	3:19.216		146	1:00.237	170	40.351	228		7	1:56.837	30.866	176	48.518	213	37.453	234	247
2	1:57.871	32.320	173	48.675	214	36.876	233	231	8	1:57.174	30.936	177	49.011	213	37.227	238	247
3	2:03.078	35.825	155	49.911	214	37.342	236	246	9	1:57.434	31.244	176	48.606	216	37.584	237	248
4	1:55.719	30.771	178	47.898	215	37.050	237	248	10	1:58.337	31.483	177	49.357	214	37.497	206	249
5	1:57.480	30.590	176	49.119	207	37.771	234	249	11	2:27.263	37.303	146	1:01.128	151			189
6	1:57.042	30.611	175	48.753	213	37.678	237	246									

6 Ralph Bahr , BMW Motorsport E30 M3 DTM 3 - DTM - Gr.A / DEU theoretical besttime: 2:04.982

Lap	Time	S1	V1	S2	V2	S3	V3	Vmax	Lap	Time	S1	V1	S2	V2	S3	V3	Vmax
1	4:01.123		144	1:04.335	102	50.105	165		5	2:06.209	32.741	154	52.604	188	40.864	204	216
2	2:14.269	36.534	152	56.376	184	41.359	207	160	6	2:05.572	32.717	155	52.377	189	40.478	203	215
3	2:05.740	32.674	156	52.075	185	40.991	204	215	7	2:30.399	36.309	149	59.168	163			196
4	2:05.656	32.814	154	52.609	190	40.233	207	215									

12 Gerbert Luttkhuis , Mercedes AMG W201 190er EVO2 2 - DTM - Gr.H / N theoretical besttime: 2:07.195

Lap	Time	S1	V1	S2	V2	S3	V3	Vmax	Lap	Time	S1	V1	S2	V2	S3	V3	Vmax
1	3:31.768		79	1:06.992	118	49.174	198		5	2:09.034	33.222	142	54.761	163	41.051	202	213
2	2:10.800	34.439	142	54.939	168	41.422	201	209	6	2:09.846	32.498	152	54.119	166			213
3	2:08.815	33.141	151	54.257	165	41.417	200	212	7	4:09.276	1:54.657	150	1:17.870	86			
4	2:08.011	33.314	152	53.929	168	40.768	203	211									

13 Bernd Knoch , BMW Motorsport E36 STW 4 - STW/BTCC / DEU theoretical besttime: 2:01.915

Lap	Time	S1	V1	S2	V2	S3	V3	Vmax	Lap	Time	S1	V1	S2	V2	S3	V3	Vmax
1	3:00.365		126	1:02.134	167	44.289	198		6	3:53.242	2:20.585	151	52.716	188	39.941	202	
2	2:12.366	35.221	150	55.541	183	41.604	199	208	7	2:03.033	32.206	153	51.334	190	39.493	202	211
3	2:11.835	34.155	151	55.615	169	42.065	200	208	8	2:02.208	31.921	153	51.106	190	39.181	203	212
4	2:09.681	33.954	151	54.503	166	41.224	199	209	9	2:01.989	31.792	153	50.942	189	39.255	203	213
5	2:22.835	33.602	152	1:00.894	131			209	10	3:06.235	41.492	97	1:26.695	93			191

14 Stefan Rupp , Alfa 155 V6 ITC 1 - DTM - ITC / DEU theoretical besttime: 1:53.523

Lap	Time	S1	V1	S2	V2	S3	V3	Vmax	Lap	Time	S1	V1	S2	V2	S3	V3	Vmax
1	2:38.608		138	57.525	189	40.701	222		6	1:56.886	30.683	169	49.531	207	36.672	231	242
2	2:00.812	31.984	173	51.615	209	37.213	231	234	7	1:56.350	30.258	172	48.986	210	37.106	234	243
3	1:55.316	30.404	171	48.825	211	36.087	231	242	8	1:54.883	29.642	172	48.904	204	36.337	228	245
4	2:00.349	30.074	172	49.165	212			242	9	1:54.840	30.479	173	47.794	211	36.567	235	241
5	4:25.653	2:57.325	151	50.914	211	37.414	231		10	2:32.672	33.873	129	1:01.059	137			246

37 Alexander Schmidt , Renault Megane BTCC 4 - STW/BTCC / DEU theoretical besttime: 1:57.783

Lap	Time	S1	V1	S2	V2	S3	V3	Vmax	Lap	Time	S1	V1	S2	V2	S3	V3	Vmax
1	3:32.260		102	1:14.979	107	50.211	165		5	1:57.868	30.876	159	49.263	196	37.729	206	216
2	2:23.698	37.695	117	1:03.673	186	42.330	207	167	6	2:24.425	34.073	138	1:08.892	130	41.460	207	197
3	2:09.645	31.485	157	52.644	140			216	7	2:08.490	30.791	157	53.330	165			216
4	4:14.580	2:30.883	114	57.597	189	46.100	207										

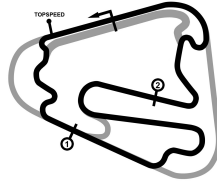
39 Christian Menzel , BMW Motorsport E30 M3 DTM 3 - DTM - Gr.A / DEU theoretical besttime: 2:06.247

Lap	Time	S1	V1	S2	V2	S3	V3	Vmax	Lap	Time	S1	V1	S2	V2	S3	V3	Vmax
1	3:24.192		95	1:04.830	151	43.091	195		5	2:06.531	32.800	144	52.643	183	41.088	196	205
2	2:07.878	33.701	143	53.349	183	40.828	197	204	6	2:18.985	33.817	144	56.589	145	48.579	178	206
3	2:06.619	33.013	146	52.619	182	40.987	198	205	7	2:21.889	36.314	134	1:03.080	143	42.495	193	178
4	2:16.385	36.584	120	57.288	180	42.513	195	206	8	2:22.946	33.160	143	57.860	153			204

41 Dr. Michael Vogt , BMW Motorsport E30 M3 DTM 3 - DTM - Gr.A / DEU theoretical besttime: 2:11.314

Lap	Time	S1	V1	S2	V2	S3	V3	Vmax	Lap	Time	S1	V1	S2	V2	S3	V3	Vmax
1	3:36.489		126	1:03.099	150	47.137	184		6	2:12.977	33.985	141	55.936	179	43.056	189	201
2	2:15.362	36.976	136	55.971	179	42.415	178	191	7	2:11.381	34.052	141	55.106	177	42.223	191	203

DTM Lausitzring
 Lausitzring, length 4570 m
 18. - 20.05.2018



TOURENWAGEN
 CLASSICS

Tourenwagen Classics

Lap Analysis combined qualifying, 19.05.20

DMSB-Reg.No.: 126/18

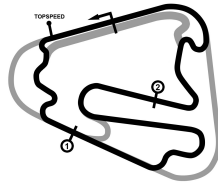
Lap	Time	S1	V1	S2	V2	S3	V3	Vmax	Lap	Time	S1	V1	S2	V2	S3	V3	Vmax
3	2:13.326	34.723	142	56.072	177	42.531	189	190	8	2:12.913	34.756	142	55.886	178	42.271	179	199
4	2:19.122	34.211	140	56.165	175			202	9	2:52.164	43.668	113	1:09.645	121			147
5	3:15.242	1:37.103	133	55.525	174	42.614	189										

DTM Lausitzring

Lausitzring, length 4570 m

18. - 20.05.2018

Tourenwagen Classics



TOURENWAGEN CLASSICS

DMSB-Reg.No.: 126/18

Lap Analysis combined qualifying, 19.05.20

44 Ferdi Weischenberg , Mercedes AMG W201 190er DTC 5 - Grp N / DTC / theoretical besttime: 2:17.415

Lap	Time	S1	V1	S2	V2	S3	V3	Vmax	Lap	Time	S1	V1	S2	V2	S3	V3	Vmax
1	3:34.584		120	1:05.383	144	49.801	163		6	3:15.742	1:32.273	131	59.226	164	44.243	177	
2	2:28.727	40.276	120	1:01.778	165			161	7	2:18.283	36.124	132	57.590	166	44.569	178	187
3	3:06.544	1:23.874	131	57.727	165	44.943	177		8	2:20.262	36.236	132	57.803	164	46.223	126	188
4	2:18.569	36.049	132	57.392	163	45.128	177	186	9	2:45.995	41.077	106	1:10.048	115			128
5	2:19.345	35.780	131	57.986	162			187									

51 Marc Seesing , BMW Motorsport E30 M3 DTM 3 - DTM - Gr.A / NLD theoretical besttime: 2:25.680

Lap	Time	S1	V1	S2	V2	S3	V3	Vmax	Lap	Time	S1	V1	S2	V2	S3	V3	Vmax
1	4:04.144		84	1:24.654	94				4	4:08.315	2:26.712	141	55.511	149	46.092	136	
2	7:37.832	5:45.787	119	1:02.742	147				5	3:11.075	44.077	86	1:22.969	97			138
3	3:33.745	1:45.237	144	56.872	154												

61 Olaf Manthey , BMW Linder E30 325i Grp A 3 - DTM - Gr.A / DEU theoretical besttime: 2:13.316

Lap	Time	S1	V1	S2	V2	S3	V3	Vmax	Lap	Time	S1	V1	S2	V2	S3	V3	Vmax
1	3:51.163		114	1:03.923	113	48.783	153		4	2:26.693	34.720	138	57.802	141			192
2	2:17.527	37.735	137	56.504	171	43.288	183	153	5	5:08.520	3:05.481	133	1:07.767	136			
3	2:13.316	34.420	138	55.863	170	43.033	181	193	6	5:08.712	3:05.013	137	1:02.609	157			

77 Thomas Weckerle , Mercedes AMG 190 W201 DTM 3 - DTM - Gr.A / DEU theoretical besttime: 2:12.768

Lap	Time	S1	V1	S2	V2	S3	V3	Vmax	Lap	Time	S1	V1	S2	V2	S3	V3	Vmax
1	3:25.041		121	1:12.943	116	50.417	173		6	2:16.638	34.948	140	57.801	170	43.889	186	202
2	2:21.037	37.088	138	1:00.003	167	43.946	187	183	7	2:15.653	34.952	140	57.523	172	43.178	189	195
3	2:17.185	35.722	140	57.672	167	43.791	188	199	8	2:13.633	34.131	141	56.703	173	42.799	190	203
4	2:19.714	35.701	135	1:00.113	169	43.900	188	200	9	2:13.607	34.970	140	56.278	175	42.359	194	198
5	2:17.931	34.987	140	59.083	171	43.861	190	201	10	2:45.511	39.911	99	1:11.556	113			187

86 Gerhard Füller , Opel Holzer Vectra STW 4 - STW/BTCC / DEU theoretical besttime: 1:57.549

Lap	Time	S1	V1	S2	V2	S3	V3	Vmax	Lap	Time	S1	V1	S2	V2	S3	V3	Vmax
1	2:57.313		136	58.642	178	42.461	208		5	1:57.821	31.445	159	48.655	197	37.721	212	223
2	2:02.080	32.815	155	50.534	193	38.731	210	219	6	2:16.857	35.170	136	54.776	184			207
3	1:58.944	31.424	157	49.529	196	37.991	211	221	7	6:38.873	5:07.055	153	51.979	196	39.839	211	
4	1:58.825	31.173	159	49.680	197	37.972	211	221	8	2:12.300	33.440	150	51.498	188			221

111 Harry Bryzmann , Alfa Corse Alfa 156 4 - STW/BTCC / FRA theoretical besttime: 2:17.101

Lap	Time	S1	V1	S2	V2	S3	V3	Vmax	Lap	Time	S1	V1	S2	V2	S3	V3	Vmax
1	3:32.760		109	1:14.188	133	53.148	154		6	2:18.022	36.753	135	56.859	173	44.410	167	187
2	2:30.517	39.910	110	1:05.879	167	44.728	184	159	7	2:37.674	40.151	102	1:05.637	156	51.886	153	164
3	2:22.328	36.613	133	58.763	161	46.952	185	189	8	2:26.900	40.917	128	58.718	167	47.265	161	141
4	2:20.503	35.832	132	59.679	169	44.992	182	196	9	2:49.500	42.472	106	1:09.409	156			148
5	2:19.394	36.464	135	57.573	171	45.357	182	186									

190 Jannis Bernd , Mercedes AMG 190 W201 DTM 3 - DTM - Gr.A / DEU theoretical besttime: 2:08.724

Lap	Time	S1	V1	S2	V2	S3	V3	Vmax	Lap	Time	S1	V1	S2	V2	S3	V3	Vmax
1	3:17.614		93	1:17.858	129	44.774	183		6	2:09.055	33.344	138	53.966	174	41.745	185	196
2	2:11.419	34.299	137	54.783	175	42.337	184	191	7	2:09.508	33.593	137	54.155	172	41.760	186	196
3	2:09.549	33.523	137	54.142	175	41.884	185	196	8	2:09.162	33.639	136	53.986	175	41.537	186	196
4	2:10.702	34.528	136	54.227	175	41.947	185	197	9	2:09.233	33.501	137	54.151	175	41.581	184	197
5	2:09.171	33.625	137	53.843	173	41.703	185	195	10	2:45.244	41.910	119	1:09.302	112			190

635 Peter Schumann , BMW Motorsport E24 635 CSI DTM 3 - DTM - Gr.A / DI theoretical besttime: 2:05.409

Lap	Time	S1	V1	S2	V2	S3	V3	Vmax	Lap	Time	S1	V1	S2	V2	S3	V3	Vmax
1	3:49.779		99	1:13.878	105	49.233	154		6	2:05.660	32.993	150	52.016	185	40.651	198	210
2	2:25.755	38.500	109	1:01.786	154	45.469	194	144	7	2:05.728	33.147	150	52.020	183	40.561	200	209
3	2:06.744	33.491	149	52.428	181	40.825	196	207	8	2:06.748	33.227	149	52.820	180	40.701	196	212
4	2:06.178	33.315	149	52.284	184	40.579	200	207	9	2:20.759	32.973	150	52.453	184			208
5	2:06.654	32.832	148	53.133	185	40.689	199	211									