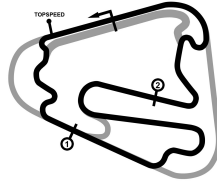


DTM Lausitzring

Lausitzring, length 4570 m

18. - 20.05.2018

Tourenwagen Classics



TOURENWAGEN
CLASSICS

DMSB-Reg.No.: 126/18

Lap Analysis race, 20.05.2018

1 Thorsten Stadler , Mercedes AMG C-Klasse DTM 1 - DTM - ITC / DEU theoretical besttime: 1:57.896

Lap	Time	S1	V1	S2	V2	S3	V3	Vmax	Lap	Time	S1	V1	S2	V2	S3	V3	Vmax
1	2:00.820	33.687	170	49.459	209	37.674	234		11	2:27.392	45.657	169	55.386	117			
2	1:58.789	31.540	170	49.121	209	38.128	235	246	12	3:56.741	2:28.467	169	50.422	206	37.852	235	
3	1:59.807	31.762	170	50.080	206	37.965	234	247	13	1:59.799	31.710	171	50.129	209	37.960	233	245
4	1:59.973	31.839	171	50.125	206	38.009	234	245	14	2:00.361	31.567	171	50.804	205	37.990	234	245
5	1:59.698	31.416	170	50.319	208	37.963	233	246	15	1:59.621	31.906	172	49.812	211	37.903	235	246
6	1:58.972	31.340	170	50.079	207	37.553	233	244	16	1:59.805	31.706	172	50.165	209	37.934	234	246
7	1:58.785	31.502	171	49.352	208	37.931	234	244	17	2:02.766	33.445	171	51.292	208	38.029	234	247
8	2:00.096	31.737	170	50.924	208	37.435	235	245	18	1:59.556	31.651	171	50.071	208	37.834	235	245
9	1:59.934	31.439	170	50.526	206	37.969	232	247	19	2:00.164	32.036	172	50.240	208	37.888	234	247
10	2:04.620	32.561	171	50.946	208			240	20	2:00.989	31.685	171	51.073	210	38.231	223	246

3 Jörg Hatscher , Mercedes AMG C-Klasse DTM 1 - DTM - ITC / DEU theoretical besttime: 1:54.890

Lap	Time	S1	V1	S2	V2	S3	V3	Vmax	Lap	Time	S1	V1	S2	V2	S3	V3	Vmax
1	1:59.073	32.897	174	48.608	210	37.568	238		11	2:13.572	44.831	174	48.885	213	39.856	188	
2	1:57.242	31.209	176	48.707	210	37.326	238	250	12	2:58.487	40.016	95	1:31.374	101			192
3	1:57.237	31.199	174	48.610	212	37.428	236	251	13	3:47.927	2:20.630	167	49.817	211	37.480	237	
4	1:56.662	31.198	175	48.413	213	37.051	238	248	14	1:57.565	31.284	176	49.187	215	37.094	236	248
5	1:57.117	31.299	175	48.513	215	37.305	235	250	15	1:56.053	31.416	178	48.022	214	36.615	239	248
6	1:58.473	31.860	175	49.140	213	37.473	236	247	16	1:55.112	31.003	177	47.592	213	36.517	239	251
7	1:58.538	31.042	177	49.332	207	38.164	236	249	17	1:57.930	32.302	176	48.351	207	37.277	235	252
8	1:57.155	31.427	173	48.807	213	36.921	237	248	18	1:55.636	30.945	176	48.053	213	36.638	240	245
9	1:57.486	31.025	172	49.166	213	37.295	237	249	19	1:56.153	30.938	177	48.258	209	36.957	237	251
10	1:58.235	30.781	176	47.976	211			249	20	1:56.823	31.167	175	48.428	215	37.228	232	250

6 Ralph Bahr , BMW Motorsport E30 M3 DTM 3 - DTM - Gr.A / DEU theoretical besttime: 2:05.668

Lap	Time	S1	V1	S2	V2	S3	V3	Vmax	Lap	Time	S1	V1	S2	V2	S3	V3	Vmax
1	2:18.022	41.214	148	55.113	180	41.695	201		11	2:15.960	35.713	144	55.593	181			169
2	2:09.825	34.298	149	54.486	182	41.041	203	204	12	4:18.745	2:40.818	145	55.722	177	42.205	202	
3	2:08.717	33.708	151	54.087	183	40.922	203	213	13	2:10.486	33.775	151	55.354	187	41.357	203	213
4	2:07.031	33.146	149	53.316	185	40.569	204	213	14	2:08.523	33.501	152	53.548	188	41.474	204	215
5	2:06.730	33.208	150	52.995	185	40.527	204	214	15	2:07.255	33.654	151	52.948	185	40.653	206	216
6	2:06.738	33.562	149	52.890	187	40.286	205	213	16	2:07.568	33.177	151	53.227	187	41.164	206	217
7	2:05.966	32.850	151	52.971	187	40.145	206	216	17	2:07.273	33.049	153	52.901	186	41.323	205	217
8	2:06.451	32.973	152	52.673	186	40.805	203	216	18	2:06.714	33.047	151	52.769	186	40.898	207	217
9	2:06.089	33.121	152	52.741	187	40.227	203	214	19	2:07.106	33.325	152	52.987	187	40.794	208	217
10	2:13.454	33.177	149	53.304	185	46.973	156	214									

12 Gerbert Luttkhuis , Mercedes AMG W201 190er EVO2 2 - DTM - Gr.H / N theoretical besttime: 2:04.006

Lap	Time	S1	V1	S2	V2	S3	V3	Vmax	Lap	Time	S1	V1	S2	V2	S3	V3	Vmax
1	2:07.525	36.377	153	51.384	186	39.764	205		3	2:12.721	32.963	153	51.799	188			217
2	2:04.809	32.858	152	51.672	187	40.279	207	216									

13 Bernd Knoch , BMW Motorsport E36 STW 4 - STW/BTCC / DEU theoretical besttime: 2:02.308

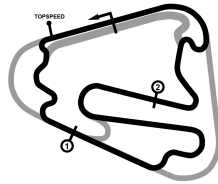
Lap	Time	S1	V1	S2	V2	S3	V3	Vmax	Lap	Time	S1	V1	S2	V2	S3	V3	Vmax
1	2:08.753	36.941	152	51.670	178	40.142	203		11	2:10.354	32.090	152	56.893	155	41.371	165	213
2	2:03.364	32.096	152	51.586	188	39.682	202	213	12	2:12.239	34.046	151	55.570	173			168
3	2:03.688	32.419	151	51.700	185	39.569	203	212	13	4:23.147	2:46.784	146	55.121	183	41.242	203	
4	2:03.223	32.000	152	51.830	185	39.393	202	212	14	2:08.718	33.770	151	53.958	185	40.990	202	212
5	2:02.696	31.916	151	51.455	187	39.325	202	211	15	2:10.334	34.093	152	54.980	185	41.261	203	212
6	2:02.488	31.895	152	51.308	186	39.285	203	211	16	2:08.666	33.822	151	54.256	184	40.588	203	212
7	2:02.708	32.005	152	51.263	187	39.440	203	213	17	2:08.140	33.667	151	53.851	167	40.622	204	213
8	2:02.734	31.794	152	51.689	186	39.251	204	212	18	2:08.307	33.435	151	53.934	181	40.938	205	213
9	2:02.709	31.930	153	51.480	188	39.299	206	213	19	2:07.700	34.084	152	53.333	188	40.283	204	215
10	2:02.852	31.936	152	51.389	186	39.527	203	215									

DTM Lausitzring

Lausitzring, length 4570 m

18. - 20.05.2018

Tourenwagen Classics



TOURENWAGEN
CLASSICS

Lap Analysis race, 20.05.2018

DMSB-Reg.No.: 126/18

14 Stefan Rupp , Alfa 155 V6 ITC 1 - DTM - ITC / DEU

theoretical besttime: 1:52.506

Lap	Time	S1	V1	S2	V2	S3	V3	Vmax	Lap	Time	S1	V1	S2	V2	S3	V3	Vmax
1	1:58.601	31.764	173	48.111	211	38.726	223		11	1:56.123	30.134	174	48.342	210		247	
2	1:55.308	30.979	168	48.198	211	36.131	235	235	12	4:12.782	2:27.069	93	1:09.836	212	35.877	234	
3	1:55.352	30.569	169	48.570	212	36.213	234	246	13	1:52.516	29.505	177	47.590	210	35.421	236	245
4	1:54.628	30.414	175	48.052	213	36.162	235	245	14	1:55.722	31.265	174	48.368	213	36.089	235	247
5	1:55.102	30.484	174	48.405	213	36.213	234	246	15	1:56.193	30.093	175	49.638	211	36.462	235	247
6	1:55.894	30.601	175	48.952	211	36.341	234	246	16	1:54.473	30.091	176	48.314	213	36.068	235	246
7	1:55.757	30.854	175	48.635	211	36.268	235	246	17	1:55.034	30.577	176	48.278	212	36.179	236	247
8	1:54.820	30.042	175	47.888	213	36.890	234	246	18	1:54.902	30.444	176	48.424	213	36.034	235	247
9	1:55.609	29.866	176	48.477	211			246	19	1:55.761	30.585	175	48.713	207	36.463	236	247
10	2:08.385	44.266	173	48.708	213	35.411	235		20	1:56.746	30.548	174	48.647	212	37.551	234	248

37 Alexander Schmidt , Renault Laguna BTCC 4 - STW/BTCC / DEU

theoretical besttime: 1:57.889

Lap	Time	S1	V1	S2	V2	S3	V3	Vmax	Lap	Time	S1	V1	S2	V2	S3	V3	Vmax
1	2:05.456	35.401	156	51.212	179	38.843	210		11	4:42.482	2:28.508	106	1:30.304	91	43.670	196	
2	2:00.350	31.397	155	50.424	189	38.529	208	219	12	1:59.338	31.265	155	50.256	190	37.817	209	206
3	1:59.784	31.249	155	50.052	189	38.483	208	218	13	2:01.921	31.251	156	50.700	190			218
4	1:58.953	30.904	156	49.977	192	38.072	208	217	14	2:13.442	45.116	156	50.313	190	38.013	208	
5	1:59.765	30.836	156	50.621	191	38.308	208	218	15	1:58.659	30.816	157	49.998	192	37.845	206	216
6	1:59.121	30.673	155	50.243	192	38.205	208	216	16	1:59.297	30.707	157	50.373	189	38.217	210	215
7	1:59.382	30.791	154	50.066	192	38.525	208	217	17	1:59.813	31.331	149	50.335	187	38.147	206	218
8	2:00.554	31.121	157	50.524	185	38.909	209	217	18	1:59.471	30.752	154	50.173	190	38.546	205	215
9	1:59.919	31.208	155	50.258	190	38.453	208	219	19	2:00.570	31.332	155	50.580	189	38.658	202	215
10	2:01.885	31.087	156	49.399	192			234									

39 Christian Menzel , BMW Motorsport E30 M3 DTM 3 - DTM - Gr.A / DEU

theoretical besttime: 2:04.967

Lap	Time	S1	V1	S2	V2	S3	V3	Vmax	Lap	Time	S1	V1	S2	V2	S3	V3	Vmax
1	2:11.624	37.901	142	52.816	179	40.907	195		11	2:17.186	39.694	124	55.922	171	41.570	192	138
2	2:06.546	33.061	142	53.043	180	40.442	194	206	12	2:18.244	33.574	139	1:03.748	178	40.922	194	203
3	2:05.994	32.915	142	52.667	180	40.412	194	206	13	2:07.896	33.139	142	52.688	177			206
4	2:05.446	32.890	143	52.367	183	40.189	196	206	14	4:02.539	2:26.242	127	54.510	175	41.787	194	
5	2:05.152	32.694	144	52.155	179	40.303	195	208	15	2:06.507	33.030	144	52.836	181	40.641	198	206
6	2:06.757	32.656	144	52.806	179	41.295	194	206	16	2:05.863	32.638	144	52.811	180	40.414	197	208
7	2:07.210	33.291	141	53.122	182	40.797	194	206	17	2:05.420	32.623	145	52.564	180	40.233	198	208
8	2:06.622	33.029	143	52.737	177	40.856	194	206	18	2:07.229	32.757	144	53.256	177	41.216	197	209
9	2:06.109	32.862	143	52.640	178	40.607	194	206	19	2:07.433	33.438	142	53.129	183	40.866	194	208
10	2:08.188	33.180	140	53.179	177	41.829	145	206									

41 Dr. Michael Vogt , BMW Motorsport E30 M3 DTM 3 - DTM - Gr.A / DEU

theoretical besttime: 2:08.125

Lap	Time	S1	V1	S2	V2	S3	V3	Vmax	Lap	Time	S1	V1	S2	V2	S3	V3	Vmax
1	2:21.030	43.616	142	55.150	178	42.264	193		10	2:47.715	40.567	106	1:12.355	177			137
2	2:11.466	34.499	142	54.607	179	42.360	192	205	11	3:54.343	2:17.141	138	56.112	176	41.090	192	
3	2:12.627	34.713	141	55.560	179	42.354	189	204	12	2:11.018	33.555	141	53.905	180	43.558	195	204
4	2:12.860	34.934	140	55.795	173	42.131	189	202	13	2:10.664	34.354	145	54.834	179	41.476	194	206
5	2:12.614	34.890	141	55.440	177	42.284	190	203	14	2:09.980	33.336	144	54.784	180	41.860	196	207
6	2:13.106	34.822	142	55.526	177	42.758	189	202	15	2:09.705	34.807	143	53.699	181	41.199	194	206
7	2:13.999	35.080	141	55.843	178	43.076	191	202	16	2:09.548	33.679	142	54.559	180	41.310	194	206
8	2:14.181	34.897	140	56.140	179	43.144	189	203	17	2:09.651	33.961	142	54.377	181	41.313	195	207
9	5:20.671	35.121	141	56.990	165	3:48.560	138	201									

44 Ferdi Weischenberg , Mercedes AMG W201 190er DTC 5 - Grp N / DTC / theoretical besttime: 2:14.860

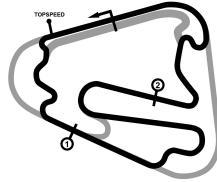
Lap	Time	S1	V1	S2	V2	S3	V3	Vmax	Lap	Time	S1	V1	S2	V2	S3	V3	Vmax
1	2:33.547	50.737	127	58.368	161	44.442	179		10	2:21.003	37.791	112	59.185	160			185
2	2:18.288	35.572	131	57.881	160	44.835	177	189	11	4:05.748	2:23.059	129	57.271	160	45.418	178	
3	2:17.341	35.708	131	57.538	162	44.095	178	188	12	2:18.601	36.565	131	57.874	163	44.162	178	188
4	2:17.405	35.928	126	57.645	163	43.832	177	188	13	2:17.736	35.777	131	57.673	164	44.286	180	188
5	2:19.372	35.367	132	59.606	162	44.399	177	188	14	2:15.961	36.126	134	56.277	162	43.558	181	190
6	2:19.123	35.497	130	58.263	160	45.363	177	187	15	2:19.382	35.025	132	59.811	160	44.546	180	190
7	2:19.142	36.713	131	57.812	161	44.617	175	188	16	2:18.181	35.662	130	57.588	158	44.931	178	189
8	2:19.385	36.201	129	58.594	160	44.590	175	186	17	2:20.176	37.304	129	57.991	160	44.881	177	188
9	2:18.324	35.592	130	58.126	161	44.606	175	185									

DTM Lausitzring

Lausitzring, length 4570 m

18. - 20.05.2018

Tourenwagen Classics



TOURENWAGEN
CLASSICS

DMSB-Reg.No.: 126/18

Lap Analysis race, 20.05.2018

51 Marc Seesing , BMW Motorsport E30 M3 DTM 3 - DTM - Gr.A / NLD theoretical besttime: 2:04.826

Lap	Time	S1	V1	S2	V2	S3	V3	Vmax	Lap	Time	S1	V1	S2	V2	S3	V3	Vmax
1	2:13.510	40.390	144	52.677	181	40.443	203		11	2:19.052	34.749	131	59.044	156			181
2	2:05.077	32.636	147	52.117	181	40.324	202	212	12	4:00.553	2:27.584	144	52.435	182	40.534	199	
3	2:06.050	32.873	147	52.467	184	40.710	202	214	13	2:06.807	33.135	144	52.781	181	40.891	192	206
4	2:05.385	32.815	147	52.130	184	40.440	199	213	14	2:05.671	32.869	146	52.348	181	40.454	198	201
5	2:05.010	32.811	148	52.126	182	40.073	205	210	15	2:05.816	32.812	145	52.368	180	40.636	195	206
6	2:05.251	32.760	149	52.188	182	40.303	200	215	16	2:06.807	32.663	145	52.453	180	41.691	195	205
7	2:05.912	32.713	147	52.588	182	40.611	199	210	17	2:06.492	32.801	145	52.855	177	40.836	193	206
8	2:06.772	33.152	144	52.668	180	40.952	197	209	18	2:08.493	34.145	144	53.299	176	41.049	194	203
9	2:06.365	33.000	146	52.783	181	40.582	196	207	19	2:07.753	33.846	144	53.048	178	40.859	194	204
10	2:06.049	32.799	146	52.401	181	40.849	192	206									

61 Olaf Manthey , BMW Linder E30 325i Grp A 3 - DTM - Gr.A / DEU theoretical besttime: 2:13.570

Lap	Time	S1	V1	S2	V2	S3	V3	Vmax	Lap	Time	S1	V1	S2	V2	S3	V3	Vmax
1	2:28.225	48.722	137	56.063	169	43.440	156		3	2:33.007	34.623	136	56.377	167			199
2	2:14.107	35.160	138	55.920	169	43.027	188	161									

77 Thomas Weckerle , Mercedes AMG 190 W201 DTM 3 - DTM - Gr.A / DEU theoretical besttime: 2:14.367

Lap	Time	S1	V1	S2	V2	S3	V3	Vmax	Lap	Time	S1	V1	S2	V2	S3	V3	Vmax
1	2:32.229	48.940	130	58.474	160	44.815	189		10	2:26.725	36.798	125	1:02.639	156			199
2	2:17.195	35.538	138	58.507	167	43.150	190	191	11	4:05.063	2:22.026	132	59.013	163	44.024	189	
3	2:16.598	35.092	139	58.212	167	43.294	190	203	12	2:18.035	35.577	138	59.116	166	43.342	189	201
4	2:15.945	35.241	138	57.648	168	43.056	192	203	13	2:17.116	34.683	138	59.469	166	42.964	192	201
5	2:16.343	34.797	138	57.244	167	44.302	191	205	14	2:16.100	35.221	135	57.711	169	43.168	190	205
6	2:18.331	35.254	138	59.669	167	43.408	191	204	15	2:16.912	35.219	135	58.123	169	43.570	193	202
7	2:18.810	35.154	138	1:00.206	168	43.450	191	200	16	2:15.854	35.110	139	56.720	168	44.024	194	205
8	2:16.503	34.892	138	57.844	167	43.767	185	205	17	2:33.234	34.750	139	1:03.328	118			207
9	2:18.815	35.309	139	58.900	164	44.606	185	193									

86 Gerhard Füller , Opel Holzer Vectra STW 4 - STW/BTCC / DEU theoretical besttime: 1:57.908

Lap	Time	S1	V1	S2	V2	S3	V3	Vmax	Lap	Time	S1	V1	S2	V2	S3	V3	Vmax
1	2:07.487	35.175	155	53.190	171	39.122	213		11	1:59.219	31.169	159	49.150	198			226
2	2:00.611	31.725	156	50.314	194	38.572	213	224	12	3:52.689	2:22.174	147	52.515	196	38.000	214	
3	2:00.461	31.425	155	50.402	189	38.634	215	224	13	1:58.507	31.705	159	48.973	197	37.829	216	226
4	1:58.584	31.106	157	49.506	197	37.972	215	226	14	1:59.714	31.748	158	49.804	195	38.162	215	228
5	1:58.858	31.407	157	49.378	198	38.073	215	226	15	1:59.336	31.612	156	49.727	192	37.997	214	227
6	1:58.723	31.277	158	49.416	196	38.030	216	226	16	1:58.907	31.428	159	49.340	195	38.139	214	225
7	1:58.390	31.171	159	49.105	197	38.114	214	227	17	1:59.343	31.442	158	49.244	198	38.657	214	225
8	1:59.686	31.947	158	49.326	195	38.413	215	226	18	1:58.423	31.150	157	49.229	196	38.044	213	225
9	1:59.227	31.402	158	49.554	196	38.271	215	227	19	1:58.866	31.267	157	49.382	197	38.217	215	225
10	1:58.702	31.235	159	49.383	195	38.084	215	225	20	1:59.360	31.371	157	49.701	195	38.288	213	226

111 Harry Bryzmann , Alfa Corse Alfa 156 4 - STW/BTCC / FRA theoretical besttime: 2:13.464

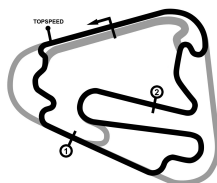
Lap	Time	S1	V1	S2	V2	S3	V3	Vmax	Lap	Time	S1	V1	S2	V2	S3	V3	Vmax
1	2:31.555	49.780	135	57.765	170	44.010	183		10	2:19.685	35.092	137	1:00.378	164	44.215	184	196
2	2:15.702	35.698	135	56.133	170	43.871	183	188	11	2:20.858	35.708	133	1:00.891	146	44.259	185	177
3	2:15.391	35.112	137	56.792	170	43.487	186	193	12	2:14.024	35.010	137	55.834	171	43.180	183	196
4	2:15.260	35.162	136	56.636	168	43.462	183	197	13	2:15.405	36.111	137	55.484	173	43.810	183	190
5	2:15.110	35.098	137	56.351	169	43.661	186	189	14	2:14.449	35.362	139	55.387	173	43.700	181	195
6	2:17.333	36.872	136	57.052	168	43.409	183	196	15	2:14.735	35.356	138	56.046	165	43.333	185	191
7	2:17.711	35.626	133	57.907	162	44.178	185	196	16	2:14.841	35.342	137	55.886	165	43.613	184	192
8	2:15.285	35.254	137	56.496	172	43.535	183	192	17	2:14.716	35.096	138	55.970	153	43.650	185	192
9	2:15.609	35.539	137	56.889	157	43.181	185	190	18	2:15.669	34.897	138	56.120	171	44.652	176	191

DTM Lausitzring

Lausitzring, length 4570 m

18. - 20.05.2018

Tourenwagen Classics



TOURENWAGEN
CLASSICS

Lap Analysis race, 20.05.2018

DMSB-Reg.No.: 126/18

190 Jannis Bernd , Mercedes AMG 190 W201 DTM 3 - DTM - Gr.A / DEU theoretical besttime: 2:09.313

Lap	Time	S1	V1	S2	V2	S3	V3	Vmax	Lap	Time	S1	V1	S2	V2	S3	V3	Vmax
1	2:20.311	42.753	135	55.408	169	42.150	185		10	2:24.204	39.732	133	58.860	157	45.612	153	125
2	2:09.773	33.495	137	54.347	174	41.931	185	198	11	2:16.147	38.617	126	55.420	174	42.110	185	152
3	2:10.316	33.796	137	54.673	171	41.847	189	198	12	2:10.129	33.854	137	54.269	173	42.006	185	197
4	2:10.140	33.865	135	54.414	173	41.861	186	197	13	2:09.964	33.647	135	54.387	173	41.930	186	198
5	2:10.028	33.674	136	54.345	171	42.009	184	196	14	2:10.591	33.718	136	54.541	173	42.332	183	194
6	2:09.876	33.921	134	54.229	173	41.726	185	197	15	2:10.613	33.950	136	54.568	173	42.095	187	195
7	2:09.793	33.671	135	54.533	172	41.589	188	198	16	2:10.984	34.333	136	54.491	171	42.160	184	197
8	2:13.453	33.591	136	54.632	173			196	17	2:10.565	33.829	136	54.651	172	42.085	186	197
9	4:03.116	2:22.074	134	54.503	171	46.539	133		18	2:10.340	33.847	135	54.596	172	41.897	184	196

635 Peter Schumann , BMW Motorsport E24 635 CSI DTM 3 - DTM - Gr.A / DI theoretical besttime: 2:05.609

Lap	Time	S1	V1	S2	V2	S3	V3	Vmax	Lap	Time	S1	V1	S2	V2	S3	V3	Vmax
1	2:17.197	41.505	147	54.611	177	41.081	190		11	4:17.278	2:25.835	102	1:10.493	172	40.950	199	
2	2:09.159	33.678	143	54.377	172	41.104	193	202	12	2:06.870	32.999	149	53.181	180	40.690	199	210
3	2:08.517	33.493	144	54.448	176	40.576	195	206	13	2:06.835	33.296	148	52.764	181	40.775	195	212
4	2:06.764	33.189	146	53.302	180	40.273	196	208	14	2:06.071	32.979	149	52.603	182	40.489	199	208
5	2:06.567	32.939	146	53.151	179	40.477	194	208	15	2:06.245	32.733	148	53.026	179	40.486	198	212
6	2:07.114	33.174	147	53.272	181	40.668	196	207	16	2:06.615	33.089	146	52.992	179	40.534	198	211
7	2:06.480	32.989	149	53.113	180	40.378	194	208	17	2:07.098	32.856	148	53.246	180	40.996	199	210
8	2:07.876	33.276	144	53.822	184	40.778	195	206	18	2:10.463	33.352	147	54.533	179	42.578	190	211
9	2:06.730	33.203	148	52.891	184	40.636	199	208	19	2:10.092	34.008	147	54.283	178	41.801	194	204
10	2:10.069	32.945	148	52.987	184			211									