

Lap Analysis free practice 1, 01.06.2018

2 Gary Paffett , Mercedes-AMG C 63 DTM / GBR										theoretical besttime: 1:39.044								
Lap	Time	S1	V1	S2	V2	S3	V3	Vmax		Lap	Time	S1	V1	S2	V2	S3	V3	Vmax
1	2:16.484		161	44.961	164					9	1:39.531	35.716	225	36.121	191	27.694	197	236
2	2:28.900	1:11.568	149	44.561	182					10	1:39.132	35.552	230	35.942	193	27.638	196	239
3	2:18.966	1:11.128	190	38.680	184	29.158	194			11	1:39.680	35.514	232	36.314	189	27.852	198	240
4	1:52.060	40.100	206	41.234	138	30.726	198	230		12	1:39.671	35.668	232	36.152	190	27.851	196	239
5	1:48.283	36.031	174	44.230	187	28.022	191	233		13	1:46.373	35.684	232	36.270	188			240
6	1:39.355	35.825	225	35.914	190	27.616	192	232		14	4:47.365	2:24.902	212	37.432	186	1:45.031	5	
7	1:43.482	35.580	227	36.170	191			232		15	2:28.868	1:13.765	124	43.993	186			190
8	6:56.693	5:51.784	213	36.962	185	27.947	196											

3 Paul Di Resta , Mercedes-AMG C 63 DTM / GBR										theoretical besttime: 1:38.950								
Lap	Time	S1	V1	S2	V2	S3	V3	Vmax		Lap	Time	S1	V1	S2	V2	S3	V3	Vmax
1	2:17.042		166	44.873	164	32.874	185			11	1:45.722	35.876	225	40.014	175	29.832	190	234
2	2:00.591	41.139	173	43.809	168			229		12	1:40.567	36.113	224	36.495	187	27.959	189	232
3	2:23.239	1:12.387	207	38.337	183					13	1:39.999	35.707	230	36.427	187	27.865	196	239
4	2:25.418	1:15.060	219	38.246	183	32.112	194			14	1:39.796	35.596	229	36.412	188	27.788	199	242
5	1:39.873	35.976	224	36.200	188	27.697	196	231		15	1:39.647	35.494	232	36.267	188	27.886	196	242
6	1:39.033	35.566	225	35.907	188	27.560	197	233		16	1:40.176	35.580	231	36.680	189	27.916	197	242
7	1:39.315	35.582	226	36.069	187	27.664	193	234		17	1:39.746	35.483	232	36.324	190	27.939	198	241
8	1:39.542	35.707	225	36.132	186	27.703	197	233		18	2:54.197	48.980	183	39.521	185	1:25.696	31	241
9	1:39.804	35.891	226	36.165	186	27.748	192	233		19	2:35.891	1:24.308	185	39.213	182			194
10	1:40.098	35.979	226	36.244	187	27.875	200	233										

4 Robin Frijns , Aral Ultimate Audi RS 5 DTM / NLD										theoretical besttime: 1:38.281								
Lap	Time	S1	V1	S2	V2	S3	V3	Vmax		Lap	Time	S1	V1	S2	V2	S3	V3	Vmax
1	2:00.927		169	42.059	173					9	7:04.451	5:59.057	216	37.414	183	27.980	193	
2	2:27.750	1:11.811	194	41.201	173					10	1:39.812	36.066	222	36.118	186	27.628	195	227
3	2:12.053	1:06.047	216	37.471	184	28.535	194			11	1:39.603	36.033	223	36.085	186	27.485	191	229
4	1:38.364	35.677	221	35.413	193	27.274	193	229		12	1:39.631	35.972	223	36.051	187	27.608	191	229
5	1:38.821	35.594	223	35.843	192	27.384	195	229		13	1:39.937	36.041	223	36.051	187	27.845	193	229
6	1:39.271	35.646	223	36.024	188	27.601	190	230		14	1:40.351	35.980	224	36.215	189	28.156	191	229
7	1:39.260	35.706	223	35.760	189	27.794	191	230		15	2:25.332	49.677	193	38.784	182	56.871	7	229
8	1:46.693	38.068	162	37.403	185			237		16	2:28.145	1:19.367	217	37.250	184			189

7 Bruno Spengler , BMW Bank M4 DTM / CAN										theoretical besttime: 1:39.315								
Lap	Time	S1	V1	S2	V2	S3	V3	Vmax		Lap	Time	S1	V1	S2	V2	S3	V3	Vmax
1	2:45.818		178	44.906	170	34.473	194			8	1:40.329	36.065	222	36.297	186	27.967	186	229
2	1:41.986	36.932	215	37.143	186	27.911	189	228		9	1:41.443	36.427	222	36.832	187	28.184	190	228
3	1:39.551	35.903	221	36.066	187	27.582	187	229		10	1:41.192	36.452	222	36.506	186	28.234	185	229
4	1:39.997	35.824	222	36.533	186	27.640	197	229		11	1:54.022	37.582	181	40.152	177			228
5	1:39.441	35.887	221	35.909	187	27.645	192	229		12	10:41.310	9:36.868	221	36.468	185	27.974	191	
6	1:39.746	35.845	222	36.032	188	27.869	189	229		13	2:07.445	48.723	219	36.692	179	42.030	42	228
7	1:39.940	36.050	221	36.011	186	27.879	191	228		14	2:45.129	1:19.953	218	45.823	146			189

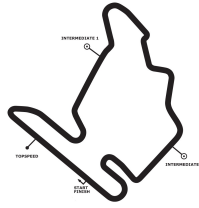
11 Marco Wittmann , BMW Driving Experience M4 DTM / DEU										theoretical besttime: 1:38.880								
Lap	Time	S1	V1	S2	V2	S3	V3	Vmax		Lap	Time	S1	V1	S2	V2	S3	V3	Vmax
1	5:05.981		185	40.754	180	33.157	192			10	1:40.875	36.434	223	36.433	186	28.008	188	230
2	1:39.997	36.308	220	36.028	189	27.661	189	228		11	1:40.564	36.184	225	36.351	185	28.029	194	230
3	1:38.970	35.788	222	35.599	187	27.583	186	229		12	1:40.596	36.104	225	36.473	186	28.019	192	230
4	1:39.149	35.698	222	35.812	185	27.639	191	229		13	1:40.762	36.216	224	36.534	185	28.012	194	230
5	1:39.316	35.776	224	35.803	187	27.737	184	230		14	1:40.433	36.071	225	36.443	184	27.919	191	230
6	1:39.907	35.909	223	36.133	187	27.865	190	230		15	1:40.721	36.063	225	36.560	183	28.098	196	230
7	1:40.486	36.207	224	36.296	183	27.983	194	230		16	1:43.649	35.764	231	36.572	183			239
8	1:40.967	36.273	224	36.618	184	28.076	187	229		17	3:11.484	1:34.629	215	37.436	181	59.419	32	
9	1:40.830	36.317	224	36.473	186	28.040	193	230		18	2:36.721	1:27.980	217	37.348	182			194

DTM Budapest

Hungaroring, length 4381 m

01. - 03.06.2018

DTM



-Reg.No.: K-216/2018.05.09.

Lap Analysis free practice 1, 01.06.2018

15 Augusto Farfus , Shell BMW M4 DTM / BRA

theoretical besttime: 1:39.132

Lap	Time	S1	V1	S2	V2	S3	V3	Vmax	Lap	Time	S1	V1	S2	V2	S3	V3	Vmax
1	5:54.782		161	47.429	146	34.243	177		10	1:40.419	36.310	221	36.199	190	27.910	195	229
2	2:03.954	43.265	200	43.832	145	36.857	187	223	11	1:40.018	36.052	223	36.159	189	27.807	186	229
3	1:40.169	36.378	222	36.138	191	27.653	193	229	12	1:40.251	36.108	222	36.254	189	27.889	191	229
4	1:39.132	35.842	223	35.710	189	27.580	188	229	13	1:40.108	36.137	224	36.133	189	27.838	189	229
5	1:39.331	35.929	223	35.779	187	27.623	192	230	14	1:40.366	36.150	223	36.228	188	27.988	192	229
6	1:39.616	35.924	223	35.896	188	27.796	193	230	15	1:40.311	36.179	223	36.207	189	27.925	194	229
7	1:45.840	36.165	223	41.096	179	28.579	194	229	16	1:41.268	36.250	223	36.563	171	28.455	196	229
8	1:40.494	36.273	223	36.149	190	28.072	187	229	17	3:42.235	49.326	188	38.051	185	2:14.858	6	229
9	1:40.342	36.393	222	36.046	189	27.903	185	228	18	3:01.127	1:25.517	131	51.037	125			98

16 Timo Glock , DEUTSCHE POST BMW M4 DTM / DEU

theoretical besttime: 1:38.820

Lap	Time	S1	V1	S2	V2	S3	V3	Vmax	Lap	Time	S1	V1	S2	V2	S3	V3	Vmax
1	3:03.370		197	43.571	170	29.905	194		11	1:40.760	36.198	224	36.353	183	28.209	194	229
2	1:41.232	37.050	222	36.281	190	27.901	197	227	12	1:40.575	36.101	223	36.395	184	28.079	190	230
3	1:39.327	35.856	223	35.886	188	27.585	192	231	13	1:40.510	35.957	231	36.572	186	27.981	195	235
4	1:39.076	35.934	223	35.533	189	27.609	196	231	14	1:40.150	35.756	232	36.323	184	28.071	193	240
5	1:44.142	35.814	224	36.120	184	32.208	190	231	15	1:40.112	35.702	232	36.490	187	27.920	197	240
6	1:39.747	35.910	224	36.003	182	27.834	194	230	16	1:43.770	35.820	231	36.642	184			240
7	1:40.404	36.057	224	36.335	188	28.012	186	231	17	1:57.663	52.903	231	36.470	188	28.290	196	
8	1:40.429	36.218	224	36.212	184	27.999	191	230	18	2:03.280	48.135	217	37.242	182	37.903	73	239
9	1:45.986	36.201	223	38.479	183	31.306	192	230	19	2:27.995	1:16.041	220	37.498	184			191
10	1:40.874	36.258	223	36.495	186	28.121	189	230									

22 Lucas Auer , Mercedes-AMG C 63 DTM / AUT

theoretical besttime: 1:38.933

Lap	Time	S1	V1	S2	V2	S3	V3	Vmax	Lap	Time	S1	V1	S2	V2	S3	V3	Vmax
1	2:37.126		151	47.337	144	34.598	179		10	1:47.943	36.395	221	36.810	182	34.738	193	232
2	2:03.419	41.527	177	44.218	170			227	11	1:40.920	36.246	223	36.583	185	28.091	193	232
3	2:26.025	1:11.771	127	39.365	181				12	1:40.488	36.141	228	36.432	190	27.915	196	232
4	2:44.747	1:21.490	197	40.510	187	42.747	195		13	1:40.217	35.680	229	36.552	186	27.985	196	242
5	1:41.264	36.026	224	36.604	184	28.634	197	232	14	1:39.826	35.626	231	36.404	186	27.796	198	241
6	1:39.209	35.682	225	35.743	187	27.784	192	232	15	1:39.969	35.521	233	36.329	190	28.119	196	242
7	1:39.441	35.818	225	35.954	189	27.669	193	232	16	1:43.582	35.558	233	36.353	188			241
8	1:39.982	36.060	226	36.096	184	27.826	188	232	17	3:25.226	1:35.702	212	38.330	183	1:11.194	18	
9	1:40.615	36.301	225	36.392	186	27.922	194	231	18	2:48.587	1:37.394	192	38.590	181			196

23 Daniel Juncadella , Mercedes-AMG C 63 DTM / ESP

theoretical besttime: 1:38.704

Lap	Time	S1	V1	S2	V2	S3	V3	Vmax	Lap	Time	S1	V1	S2	V2	S3	V3	Vmax
1	2:41.027		143	47.753	152	34.968	176		9	1:41.449	36.788	219	36.698	185	27.963	192	228
2	2:12.631	44.128	176	50.199	151			226	10	1:39.985	35.978	224	36.251	188	27.756	192	230
3	2:24.184	1:14.377	211	40.892	179	28.915	193		11	1:39.344	35.509	225	36.208	187	27.627	195	241
4	1:43.290	36.743	218	37.183	186	29.364	193	230	12	1:39.839	36.029	224	36.148	189	27.662	195	241
5	1:38.913	35.596	225	35.823	190	27.494	199	233	13	1:41.910	36.868	221	37.029	187	28.013	198	241
6	1:39.019	35.559	225	35.701	187	27.759	190	233	14	1:39.837	35.602	230	36.338	188	27.897	197	241
7	1:47.616	36.433	216	37.869	183			232	15	2:09.587	48.123	198	37.978	177	43.486	16	240
8	6:27.202	5:20.527	193	37.959	181	28.716	189		16	2:32.902	1:24.127	217	37.291	184			191

25 Philipp Eng , SAMSUNG BMW M4 DTM / AUT

theoretical besttime: 1:39.025

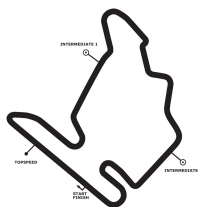
Lap	Time	S1	V1	S2	V2	S3	V3	Vmax	Lap	Time	S1	V1	S2	V2	S3	V3	Vmax
1	2:50.852		177	41.076	116	37.265	192		8	1:40.675	36.092	221	36.496	183	28.087	193	229
2	1:39.921	36.028	219	36.264	183	27.629	195	228	9	1:44.316	36.448	221	36.626	185			229
3	1:39.025	35.720	220	35.769	186	27.536	192	229	10	12:44.309	11:37	143	38.050	179	28.501	193	
4	1:40.304	36.295	220	36.258	182	27.751	190	230	11	1:40.545	36.186	221	36.410	181	27.949	193	228
5	1:39.784	35.861	220	36.126	184	27.797	193	229	12	2:58.910	48.830	214	37.930	130	1:32.150		229
6	1:40.116	35.970	221	36.301	186	27.845	192	229	13	2:05.803	53.605	187	40.664	177			146
7	1:40.408	36.131	221	36.341	186	27.936	191	228									

DTM Budapest

Hungaroring, length 4381 m

01. - 03.06.2018

DTM



-Reg.No.: K-216/2018.05.09.

Lap Analysis free practice 1, 01.06.2018

28 Loic Duval , Audi Sport RS 5 DTM / FRA									theoretical besttime: 1:39.500								
Lap	Time	S1	V1	S2	V2	S3	V3	Vmax	Lap	Time	S1	V1	S2	V2	S3	V3	Vmax
1	2:24.304		188	44.237	164	31.066	182		10	1:40.587	36.402	221	36.399	186	27.786	191	226
2	1:52.626	39.431	194	42.559	182	30.636	192	224	11	1:40.661	36.188	223	36.469	184	28.004	191	228
3	1:39.995	36.041	221	36.161	189	27.793	192	229	12	1:53.398	46.136	190	38.179	176	29.083	195	229
4	1:47.083	36.316	222	41.220	180	29.547	191	228	13	1:39.831	35.946	229	36.124	188	27.761	196	238
5	1:39.524	35.841	222	35.954	187	27.729	193	228	14	1:41.647	35.817	228	37.652	187	28.178	196	240
6	1:46.770	36.090	220	37.487	185			228	15	1:40.251	36.065	223	36.136	189	28.050	195	239
7	6:43.950	5:31.955	212	40.607	181	31.388	193		16	3:30.969	54.375	127	52.689	132	1:43.905	17	235
8	1:43.036	37.538	214	37.043	183	28.455	187	227	17	2:26.131	1:11.010	157	41.064	148			196
9	1:41.514	36.580	219	36.727	183	28.207	187	226									

33 René Rast , Audi Sport RS 5 DTM / DEU									theoretical besttime: 1:38.376								
Lap	Time	S1	V1	S2	V2	S3	V3	Vmax	Lap	Time	S1	V1	S2	V2	S3	V3	Vmax
1	2:59.095		183	38.893	180	28.323	195		10	1:45.951	36.974	220	36.762	184			232
2	1:39.589	35.825	224	36.258	184	27.506	197	233	11	6:47.509	5:41.422	190	37.955	183	28.132	193	
3	1:38.604	35.481	224	35.809	186	27.314	196	234	12	1:39.100	35.716	224	35.851	188	27.533	194	230
4	1:38.648	35.516	225	35.694	187	27.438	196	233	13	1:39.205	35.735	224	35.998	188	27.472	197	231
5	1:38.470	35.404	224	35.658	188	27.408	195	233	14	1:39.327	35.501	224	36.024	189	27.802	197	241
6	1:39.020	35.530	224	35.921	186	27.569	195	233	15	1:39.474	35.604	230	35.995	187	27.875	196	240
7	1:39.121	35.597	225	35.861	187	27.663	195	233	16	3:26.997	49.247	206	38.029	186	1:59.721	13	189
8	1:39.523	35.638	225	36.122	188	27.763	194	233	17	2:32.249	1:06.232	159	51.996	137			195
9	1:44.231	36.476	167	39.016	183	28.739	194	233									

47 Joel Eriksson , BMW M4 DTM / SWE									theoretical besttime: 1:38.850								
Lap	Time	S1	V1	S2	V2	S3	V3	Vmax	Lap	Time	S1	V1	S2	V2	S3	V3	Vmax
1	2:32.042		164	44.544	160	29.455	191		9	1:41.942	37.190	220	36.738	184	28.014	193	227
2	1:49.437	37.684	217	37.091	183	34.662	191	228	10	1:46.104	37.008	219	36.582	186			228
3	1:39.154	35.877	219	35.710	190	27.567	190	229	11	9:12.428	8:06.792	215	37.208	184	28.428	190	
4	1:38.850	35.803	220	35.565	189	27.482	188	230	12	1:40.133	36.010	227	36.282	185	27.841	197	227
5	1:39.751	35.958	220	35.761	184	28.032	185	228	13	1:40.069	35.846	220	36.225	189	27.998	195	237
6	1:39.559	35.882	221	35.875	186	27.802	191	228	14	2:07.568	48.497	216	37.207	174	41.864	43	230
7	1:41.755	36.081	220	37.679	183	27.995	191	228	15	2:33.051	1:21.989	215	39.261	175			187
8	1:40.371	36.048	221	36.196	186	28.127	189	229									

48 Edoardo Mortara , Mercedes-AMG C 63 DTM / CHE									theoretical besttime: 1:39.374								
Lap	Time	S1	V1	S2	V2	S3	V3	Vmax	Lap	Time	S1	V1	S2	V2	S3	V3	Vmax
1	3:40.745		154	46.227	163	32.975	183		11	1:40.184	35.991	225	36.233	188	27.960	195	232
2	1:58.757	40.731	178	42.934	179			229	12	1:40.296	35.891	230	36.460	188	27.945	194	231
3	2:52.158	1:44.406	205	39.218	186	28.534	196		13	1:39.990	35.598	226	36.401	189	27.991	199	240
4	1:40.794	36.352	223	36.503	189	27.939	196	228	14	1:39.767	35.627	230	36.290	191	27.850	197	240
5	1:44.057	35.853	224	39.781	185	28.423	194	231	15	1:39.931	35.616	231	36.375	188	27.940	196	239
6	1:40.141	35.977	224	36.309	188	27.855	192	232	16	1:40.074	35.804	229	36.317	190	27.953	199	240
7	1:39.651	35.802	225	35.928	188	27.921	196	233	17	1:56.929	48.263	219	36.914	181			235
8	1:39.657	35.794	224	35.963	188	27.900	197	232	18	3:03.450	1:33.303	218	37.461	182	52.686	15	
9	1:39.905	35.976	225	36.081	189	27.848	197	232	19	2:33.351	1:21.558	196	39.251	182			198
10	1:40.223	35.927	225	36.381	189	27.915	194	232									

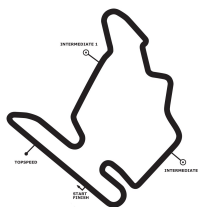
51 Nico Müller , Castrol EDGE Audi RS 5 DTM / CHE									theoretical besttime: 1:38.603								
Lap	Time	S1	V1	S2	V2	S3	V3	Vmax	Lap	Time	S1	V1	S2	V2	S3	V3	Vmax
1	2:58.837		177	46.942	152				11	1:40.908	36.335	217	36.566	189	28.007	190	230
2	2:36.591	1:29.751	211	38.447	183	28.393	193		12	1:40.617	36.141	224	36.427	189	28.049	193	229
3	1:39.475	35.939	222	35.993	190	27.543	193	228	13	1:40.176	36.033	224	36.259	188	27.884	189	228
4	1:40.661	35.674	222	35.703	187	29.284	180	230	14	1:39.917	35.965	225	36.159	183	27.793	192	229
5	1:39.632	36.176	223	35.807	186	27.649	194	225	15	1:39.404	35.616	230	36.110	187	27.678	195	237
6	1:41.440	35.718	223	35.765	188	29.957	190	229	16	1:39.243	35.595	230	35.951	189	27.697	196	238
7	1:38.810	35.762	224	35.465	190	27.583	193	230	17	1:39.930	35.757	224	36.311	188	27.862	193	238
8	1:44.078	36.711	223	36.023	189	31.344	190	229	18	2:38.853	48.495	216	37.766	145	1:12.592		229
9	1:40.242	36.407	224	36.095	187	27.740	193	229	19	2:22.027	1:09.390	177	40.718	169			190
10	1:41.296	36.971	223	36.315	187	28.010	190	229									

DTM Budapest

Hungaroring, length 4381 m

01. - 03.06.2018

DTM



DTM

-Reg.No.: K-216/2018.05.09.

Lap Analysis free practice 1, 01.06.2018

53 Jamie Green , Hoffmann Group Audi RS 5 DTM / GBR									theoretical besttime: 1:38.178								
Lap	Time	S1	V1	S2	V2	S3	V3	Vmax	Lap	Time	S1	V1	S2	V2	S3	V3	Vmax
1	1:57.104		152	39.565	177	28.740	194		10	7:29.371	6:22.346	212	37.669	181	29.356	197	
2	1:40.650	36.162	221	36.704	185	27.784	196	231	11	1:39.780	35.910	225	36.285	184	27.585	198	232
3	1:38.577	35.585	224	35.746	189	27.246	198	233	12	1:39.745	35.754	225	36.332	183	27.659	196	232
4	1:38.351	35.359	225	35.583	189	27.409	197	233	13	1:39.778	35.846	226	36.299	186	27.633	198	232
5	1:38.742	35.399	225	35.803	184	27.540	192	233	14	1:39.360	35.349	232	36.311	186	27.700	200	240
6	1:39.396	35.571	225	36.086	186	27.739	193	233	15	1:39.836	35.651	225	36.298	186	27.887	195	240
7	1:40.639	35.654	228	36.837	185	28.148	194	234	16	3:20.085	48.214	221	37.348	162	1:54.523	4	231
8	1:39.417	35.382	229	36.296	186	27.739	200	240	17	2:35.508	1:20.846	159	41.220	162			190
9	1:47.345	35.710	225	38.125	163			240									

94 Pascal Wehrlein , Mercedes-AMG C 63 DTM / DEU									theoretical besttime: 1:38.956								
Lap	Time	S1	V1	S2	V2	S3	V3	Vmax	Lap	Time	S1	V1	S2	V2	S3	V3	Vmax
1	2:40.668		154	47.859	165				9	1:41.188	36.236	223	37.059	184	27.893	193	234
2	2:28.233	1:04.908	197	41.474	179				10	1:40.084	35.908	225	36.457	188	27.719	194	239
3	2:45.379	1:31.936	187	43.217	177	30.226	192		11	1:39.557	35.615	226	36.220	187	27.722	196	241
4	1:50.588	38.747	215	39.424	186	32.417	193	231	12	1:39.761	35.738	226	36.273	188	27.750	193	241
5	1:39.463	35.789	223	36.111	189	27.563	194	232	13	1:39.678	35.678	226	36.205	184	27.795	196	241
6	1:39.170	35.769	225	35.778	188	27.623	197	231	14	3:34.333	49.460	217	36.938	181	2:07.935		240
7	1:52.523	38.270	206	39.896	175			232	15	2:20.373	52.536	216	36.750	185			201
8	8:00.154	6:53.591	203	37.961	176	28.602	195										

99 Mike Rockenfeller , Schaeffler Audi RS 5 DTM / DEU									theoretical besttime: 1:39.162								
Lap	Time	S1	V1	S2	V2	S3	V3	Vmax	Lap	Time	S1	V1	S2	V2	S3	V3	Vmax
1	2:04.713		191	40.550	177	29.425	188		10	1:42.330	36.641	221	37.214	186	28.475	193	229
2	1:41.973	37.112	219	36.948	185	27.913	193	227	11	1:42.461	37.206	218	36.929	183	28.326	187	228
3	1:40.381	36.130	222	36.576	187	27.675	191	229	12	1:43.666	38.211	191	37.233	185	28.222	190	228
4	1:39.465	36.007	222	35.927	186	27.531	190	229	13	1:47.046	36.383	222	36.961	186			228
5	1:39.290	35.877	223	35.918	187	27.495	192	230	14	4:39.987	3:35.106	219	36.874	186	28.007	194	
6	1:48.058	35.828	224	43.845	187	28.385	191	229	15	1:40.179	35.827	224	36.543	184	27.809	197	237
7	1:39.669	35.930	222	36.133	185	27.606	194	229	16	1:48.440	35.766	224	37.353	179			239
8	1:39.475	35.851	224	35.901	185	27.723	193	229	17	3:58.500	1:18.161	219	45.554	97	1:54.785	29	
9	1:41.935	37.465	223	36.519	187	27.951	192	229	18	2:36.395	1:18.740	160	39.114	182			192