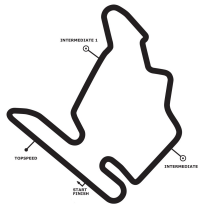


DTM Budapest

Hungaroring, length 4381 m

01. - 03.06.2018

DTM



DTM

-Reg.No.: K-216/2018.05.09.

Lap Analysis free practice 2, 02.06.2018

2 Gary Paffett , Mercedes-AMG C 63 DTM / GBR										theoretical besttime: 1:56.953								
Lap	Time	S1	V1	S2	V2	S3	V3	Vmax		Lap	Time	S1	V1	S2	V2	S3	V3	Vmax
1	9:26.016		172	47.058	161					6	2:08.048	43.029	165	47.905	160			229
2	2:58.761	1:40.504	182	44.858	165	33.399	184			7	6:53.685	5:35.493	183	44.903	164	33.289	190	
3	1:58.051	40.957	183	44.186	164	32.908	190	228		8	1:59.091	40.810	197	45.191	158	33.090	187	229
4	1:58.017	40.142	191	44.299	163	33.576	186	230		9	1:57.031	40.220	193	44.045	163	32.766	191	230
5	2:00.292	41.591	186	44.847	162	33.854	187	231		10	2:25.793	52.384	78	56.484	161			232

3 Paul Di Resta , Mercedes-AMG C 63 DTM / GBR										theoretical besttime: 1:57.573								
Lap	Time	S1	V1	S2	V2	S3	V3	Vmax		Lap	Time	S1	V1	S2	V2	S3	V3	Vmax
1	9:16.940		175	46.947	160	33.981	187			6	2:58.856	1:30.641	150	49.130	159			
2	2:16.888	41.698	180	57.559	165	37.631	184	227		7	8:13.810	6:48.545	175	47.887	160	37.378	186	
3	1:58.633	41.132	189	44.612	156	32.889	191	227		8	1:57.919	40.760	189	44.334	166	32.825	183	229
4	1:57.585	40.486	192	44.346	166	32.753	186	230		9	2:29.437	54.250	78	57.128	160			222
5	2:05.228	42.065	175	45.589	168			229										

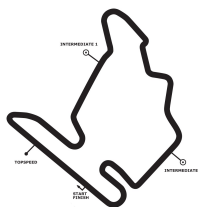
4 Robin Frijns , Aral Ultimate Audi RS 5 DTM / NLD										theoretical besttime: 1:55.841								
Lap	Time	S1	V1	S2	V2	S3	V3	Vmax		Lap	Time	S1	V1	S2	V2	S3	V3	Vmax
1	2:20.511		194	45.366	158	34.062	187			8	1:56.480	39.947	213	43.298	166	33.235	188	227
2	1:59.251	40.946	203	44.977	158	33.328	184	225		9	2:07.562	41.565	200	46.644	155			227
3	1:57.210	40.548	204	43.619	164	33.043	185	225		10	7:37.505	6:16.931	188	46.638	162	33.936	187	
4	1:57.958	40.511	206	44.071	163	33.376	185	226		11	2:04.186	40.838	200	44.665	165	38.683	186	228
5	1:56.947	40.008	206	43.944	160	32.995	184	226		12	1:57.991	40.785	205	44.377	163	32.829	189	228
6	1:56.412	40.139	206	43.418	166	32.855	185	227		13	2:12.329	40.337	203	53.034	162			228
7	1:56.342	40.140	210	43.606	164	32.596	185	227										

7 Bruno Spengler , BMW Bank M4 DTM / CAN										theoretical besttime: 1:57.367								
Lap	Time	S1	V1	S2	V2	S3	V3	Vmax		Lap	Time	S1	V1	S2	V2	S3	V3	Vmax
1	2:22.779		178	48.557	155	35.464	181			8	2:03.974	41.970	188	44.584	165			225
2	2:02.964	42.878	181	45.865	160	34.221	187	224		9	6:14.999	4:55.460	183	46.040	164	33.499	184	
3	2:00.626	41.764	196	44.823	162	34.039	182	225		10	2:00.966	41.639	188	45.846	162	33.481	182	225
4	1:59.360	41.100	200	44.496	162	33.764	187	225		11	1:59.891	41.522	182	45.262	164	33.107	188	223
5	1:57.991	40.464	206	44.442	163	33.085	186	226		12	1:58.791	40.896	192	44.934	162	32.961	186	225
6	1:57.691	40.309	199	44.216	165	33.166	186	226		13	1:58.268	40.707	186	44.465	163	33.096	187	227
7	1:57.395	40.321	199	44.097	166	32.977	183	226		14	2:26.753	52.818	78	56.412	154			225

11 Marco Wittmann , BMW Driving Experience M4 DTM / DEU										theoretical besttime: 1:56.271								
Lap	Time	S1	V1	S2	V2	S3	V3	Vmax		Lap	Time	S1	V1	S2	V2	S3	V3	Vmax
1	2:15.651		163	47.060	154					7	1:56.517	40.247	206	43.615	159	32.655	189	227
2	2:40.289	1:21.989	181	44.664	158	33.636	191			8	2:00.038	40.138	203	43.478	162			227
3	1:58.523	41.009	189	44.346	161	33.168	181	226		9	11:12.687	9:53.584	187	45.859	157	33.244	189	
4	1:59.042	41.627	200	44.113	157	33.302	187	225		10	1:59.151	40.798	198	45.415	162	32.938	190	227
5	1:57.572	40.538	195	44.206	163	32.828	186	226		11	2:02.978	40.435	181	48.501	157	34.042	156	227
6	1:57.233	40.513	203	44.041	160	32.679	188	227		12	2:30.616	54.660	78	55.385	154			184

15 Augusto Farfus , Shell BMW M4 DTM / BRA										theoretical besttime: 1:57.714								
Lap	Time	S1	V1	S2	V2	S3	V3	Vmax		Lap	Time	S1	V1	S2	V2	S3	V3	Vmax
1	2:35.143		180	46.599	162	35.034	180			7	1:57.913	40.625	190	44.119	162	33.169	183	225
2	2:00.980	42.471	189	44.975	156	33.534	180	223		8	2:01.801	40.665	198	43.937	165			225
3	1:59.282	41.507	200	44.292	163	33.483	181	223		9	9:34.089	8:13.010	184	46.821	160	34.258	183	
4	1:58.573	40.978	188	44.443	166	33.152	179	223		10	2:01.267	41.746	196	45.749	162	33.772	184	223
5	1:58.577	41.031	202	44.275	165	33.271	183	224		11	1:59.401	41.186	190	44.806	162	33.409	180	225
6	1:58.487	40.719	206	44.503	159	33.265	180	225		12	2:30.583	53.720	78	56.891	160			224

16 Timo Glock , DEUTSCHE POST BMW M4 DTM / DEU										theoretical besttime: 1:56.722								
Lap	Time	S1	V1	S2	V2	S3	V3	Vmax		Lap	Time	S1	V1	S2	V2	S3	V3	Vmax
1	3:02.959		191	48.212	159	34.906	183			7	1:56.848	40.276	209	43.798	163	32.774	186	227
2	2:00.553	41.524	197	45.482	162	33.547	187	224		8	2:16.636	41.385	194	49.924	123			227
3	1:58.672	41.187	199	43.948	160	33.537	187	225		9	10:58.742	9:38.372	182	46.706	159	33.664	190	
4	1:58.190	40.741	202	44.341	160	33.108	186	226		10	1:58.854	41.040	194	44.530	159	33.284	180	227
5	1:57.688	40.426	205	44.201	164	33.061	190	226		11	2:29.536	53.390	78	55.921	152			226
6	1:58.793	40.150	206	44.271	156	34.372	193	227										



Lap Analysis free practice 2, 02.06.2018

22 Lucas Auer , Mercedes-AMG C 63 DTM / AUT										theoretical besttime: 1:58.262								
Lap	Time	S1	V1	S2	V2	S3	V3	Vmax		Lap	Time	S1	V1	S2	V2	S3	V3	Vmax
1	11:28.614		168	52.669	163	35.193	185			7	2:42.150	1:17.400	184	46.813	163			
2	2:00.467	41.574	178	44.967	163	33.926	185	229		8	2:36.998	1:17.151	177	46.033	163	33.814	185	
3	1:58.655	40.987	189	44.315	167	33.353	186	227		9	1:59.813	41.001	191	45.339	158	33.473	183	228
4	2:00.982	42.679	185	44.502	165	33.801	186	228		10	1:58.460	40.872	189	44.513	168	33.075	188	227
5	2:06.128	42.972	169	47.140	163	36.016	182	228		11	2:30.651	54.531	78	57.201	162			231
6	2:07.548	42.209	183	46.761	162			225										

23 Daniel Juncadella , Mercedes-AMG C 63 DTM / ESP										theoretical besttime: 1:57.330								
Lap	Time	S1	V1	S2	V2	S3	V3	Vmax		Lap	Time	S1	V1	S2	V2	S3	V3	Vmax
1	9:40.399		167	46.624	157	38.772	183			7	5:28.617	3:59.614	182	46.023	158			
2	2:06.386	43.511	184	45.485	160	37.390	185	228		8	2:21.994	59.341	188	46.265	163	36.388	190	
3	1:58.282	41.039	196	44.203	161	33.040	186	227		9	1:57.819	40.629	195	44.461	161	32.729	185	231
4	1:57.895	40.624	201	43.977	164	33.294	190	227		10	1:59.426	40.688	193	44.240	166	34.498	189	228
5	2:04.021	42.639	187	46.348	164	35.034	186	188		11	2:26.534	52.414	78	56.814	156			231
6	2:09.480	43.203	180	47.725	157			229										

25 Philipp Eng , SAMSUNG BMW M4 DTM / AUT										theoretical besttime: 1:56.802								
Lap	Time	S1	V1	S2	V2	S3	V3	Vmax		Lap	Time	S1	V1	S2	V2	S3	V3	Vmax
1	2:46.193		186	45.184	155	34.463	187			7	1:57.301	40.485	203	43.765	164	33.051	187	226
2	1:59.066	41.102	200	44.600	161	33.364	187	223		8	1:57.296	40.586	203	43.504	164	33.206	180	226
3	1:57.894	40.787	202	43.710	161	33.397	186	224		9	2:07.713	43.875	167	46.329	164			224
4	1:57.658	40.538	201	43.940	161	33.180	184	225		10	9:42.725	8:19.226	186	45.154	163	38.345	189	
5	1:57.624	40.499	203	44.058	164	33.067	182	225		11	1:58.119	40.784	199	44.262	162	33.073	186	227
6	1:57.347	40.247	203	43.931	164	33.169	189	225		12	2:29.716	53.696	78	56.162	163			225

28 Loic Duval , Audi Sport RS 5 DTM / FRA										theoretical besttime: 1:56.795								
Lap	Time	S1	V1	S2	V2	S3	V3	Vmax		Lap	Time	S1	V1	S2	V2	S3	V3	Vmax
1	3:25.173		170	46.618	154	35.181	185			7	2:05.656	41.903	196	45.811	163			226
2	1:59.570	41.946	190	43.899	165	33.725	178	224		8	6:04.405	4:42.671	164	47.598	161	34.136	179	
3	1:58.619	41.298	204	44.049	162	33.272	186	225		9	2:04.874	41.143	186	45.041	163	38.690	189	225
4	2:07.688	40.974	194	47.946	157			227		10	2:01.343	41.129	194	44.739	166	35.475	190	228
5	4:29.251	3:12.092	186	44.297	165	32.862	187			11	1:58.408	41.019	195	44.662	161	32.727	191	228
6	1:56.826	40.585	193	43.483	165	32.758	187	226		12	2:30.865	54.743	79	57.818	152			227

33 René Rast , Audi Sport RS 5 DTM / DEU										theoretical besttime: 1:57.488								
Lap	Time	S1	V1	S2	V2	S3	V3	Vmax		Lap	Time	S1	V1	S2	V2	S3	V3	Vmax
1	3:51.840		185	45.742	154					8	5:43.772	4:22.519	143	48.039	156	33.214	187	
2	2:35.030	1:13.016	193	44.975	160					9	2:01.655	42.645	179	45.535	161	33.475	184	229
3	2:34.687	1:12.817	195	45.455	163	36.415	191			10	1:58.867	40.832	196	45.045	165	32.990	182	228
4	1:59.080	40.649	194	44.748	156	33.683	187	228		11	1:58.308	40.515	206	44.773	163	33.020	188	228
5	1:58.173	40.320	210	44.622	162	33.231	190	230		12	1:58.581	40.876	202	44.541	159	33.164	186	230
6	1:58.349	40.515	200	44.644	160	33.190	185	230		13	2:26.835	54.022	78	56.153	153			177
7	2:01.940	40.716	198	44.178	160			229										

47 Joel Eriksson , BMW M4 DTM / SWE										theoretical besttime: 1:57.188								
Lap	Time	S1	V1	S2	V2	S3	V3	Vmax		Lap	Time	S1	V1	S2	V2	S3	V3	Vmax
1	3:26.405		167	46.135	160	34.322	182			8	2:03.204	40.619	202	44.071	161			225
2	2:07.211	49.022	169	44.720	157	33.469	187	225		9	6:47.728	5:28.528	181	45.469	165	33.731	186	
3	1:58.552	40.923	200	44.105	156	33.524	187	225		10	1:59.400	41.205	196	44.909	165	33.286	186	225
4	1:59.385	41.234	196	44.559	163	33.592	183	225		11	1:58.489	40.849	193	44.683	162	32.957	185	226
5	2:06.223	40.344	204	47.648	151	38.231	185	224		12	1:57.613	40.331	192	44.164	162	33.118	187	226
6	2:00.561	42.953	200	44.448	161	33.160	185	225		13	2:29.084	53.632	78	55.845	161			208
7	1:57.590	40.509	198	43.900	156	33.181	186	225										

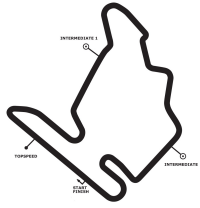
48 Edoardo Mortara , Mercedes-AMG C 63 DTM / CHE										theoretical besttime: 1:57.590								
Lap	Time	S1	V1	S2	V2	S3	V3	Vmax		Lap	Time	S1	V1	S2	V2	S3	V3	Vmax
1	11:23.966		177	48.430	160	33.777	182			7	2:03.565	40.533	197	49.859	160	33.173	183	226
2	1:59.004	40.870	193	44.816	160	33.318	183	227		8	1:59.174	40.638	187	45.155	161	33.381	189	228
3	1:59.068	40.499	203	45.452	157	33.117	189	227		9	2:03.800	42.376	163	45.798	163	35.626	186	227
4	1:58.453	40.406	202	44.550	159	33.497	189	227		10	1:57.711	40.266	187	44.671	167	32.774	184	229
5	2:10.371	41.986	179	48.864	142			230		11	2:32.760	55.105	78	57.611	163			210
6	2:39.092	1:17.394	163	48.226	156	33.472	188											

DTM Budapest

Hungaroring, length 4381 m

01. - 03.06.2018

DTM



-Reg.No.: K-216/2018.05.09.

Lap Analysis free practice 2, 02.06.2018

51 Nico Müller , Castrol EDGE Audi RS 5 DTM / CHE									theoretical besttime: 1:56.630								
Lap	Time	S1	V1	S2	V2	S3	V3	Vmax	Lap	Time	S1	V1	S2	V2	S3	V3	Vmax
1	3:38.721		184	45.614	157	34.465	181		8	2:00.584	42.431	203	44.623	166	33.530	186	230
2	1:58.736	40.815	203	44.442	160	33.479	184	224	9	2:01.986	41.859	179	46.483	161	33.644	183	228
3	2:00.710	41.300	201	45.729	159	33.681	187	226	10	2:05.641	42.393	184	46.400	160			228
4	1:57.798	40.189	203	44.584	163	33.025	189	229	11	5:28.135	4:09.673	190	45.303	165	33.159	188	
5	2:05.789	40.084	203	46.397	162	39.308	188	226	12	1:57.151	39.933	199	44.633	163	32.585	189	226
6	2:00.670	40.120	206	44.833	159	35.717	188	226	13	1:56.888	40.030	194	44.112	167	32.746	187	226
7	1:57.388	40.200	211	44.224	162	32.964	188	230	14	2:25.363	52.386	78	56.246	160			230

53 Jamie Green , Hoffmann Group Audi RS 5 DTM / GBR									theoretical besttime: 1:57.299								
Lap	Time	S1	V1	S2	V2	S3	V3	Vmax	Lap	Time	S1	V1	S2	V2	S3	V3	Vmax
1	3:50.538		183	45.639	148				8	2:08.416	44.421	179	46.377	157			229
2	3:00.435	1:37.251	200	45.241	160	37.943	186		9	4:42.237	3:19.745	177	47.938	153	34.554	184	
3	1:58.363	40.583	199	44.431	162	33.349	184	228	10	2:00.741	41.369	198	45.998	163	33.374	184	225
4	1:58.622	40.687	198	44.772	162	33.163	185	228	11	1:59.745	41.012	188	45.380	163	33.353	187	225
5	2:04.922	42.501	204	44.218	162	38.203	187	226	12	1:58.936	40.832	194	45.035	152	33.069	182	228
6	1:57.463	40.479	193	44.089	162	32.895	187	229	13	2:01.094	40.517	193	47.201	156	33.376	185	230
7	1:59.255	40.754	201	43.925	161	34.576	188	229	14	2:25.281	52.772	78	56.322	157			228

94 Pascal Wehrlein , Mercedes-AMG C 63 DTM / DEU									theoretical besttime: 1:57.011								
Lap	Time	S1	V1	S2	V2	S3	V3	Vmax	Lap	Time	S1	V1	S2	V2	S3	V3	Vmax
1	10:56.315		145	47.076	160	34.001	187		6	5:50.154	4:30.590	180	46.149	161	33.415	189	
2	2:06.536	42.333	169	45.783	160	38.420	187	227	7	1:58.836	40.787	201	45.177	161	32.872	189	229
3	1:58.906	41.144	195	44.683	160	33.079	192	231	8	1:57.859	40.550	186	44.755	158	32.554	188	229
4	1:59.087	40.823	201	45.082	154	33.182	186	228	9	1:57.633	40.127	185	44.330	161	33.176	187	229
5	2:07.269	41.726	184	46.495	155			230	10	2:33.748	57.799	79	57.218	163			181

99 Mike Rockenfeller , Schaeffler Audi RS 5 DTM / DEU									theoretical besttime: 1:56.807								
Lap	Time	S1	V1	S2	V2	S3	V3	Vmax	Lap	Time	S1	V1	S2	V2	S3	V3	Vmax
1	3:12.241		180	45.575	161	40.247	183		8	2:01.070	41.740	183	46.355	162	32.975	186	225
2	1:58.663	41.370	203	43.982	164	33.311	189	224	9	1:59.465	41.214	175	45.513	165	32.738	185	223
3	1:59.134	40.759	213	44.566	162	33.809	184	225	10	1:58.167	40.716	192	44.866	166	32.585	189	224
4	1:57.923	40.283	202	44.386	163	33.254	188	227	11	1:57.651	40.240	195	44.411	165	33.000	189	225
5	2:03.350	40.538	191	45.019	159			225	12	2:01.125	40.450	203	47.676	162	32.999	184	229
6	6:42.463	5:17.187	185	50.482	160	34.794	187		13	2:04.578	40.528	161	49.171	140	34.879	156	225
7	2:02.953	42.280	169	47.153	164	33.520	186	228	14	2:26.438	52.703	79	54.585	141			220