

Lap Analysis qualifying 2, 03.06.2018

2 Gary Paffett , Mercedes-AMG C 63 DTM / GBR									theoretical besttime: 1:37.025								
Lap	Time	S1	V1	S2	V2	S3	V3	Vmax	Lap	Time	S1	V1	S2	V2	S3	V3	Vmax
1	2:26.423		173	41.890	182	30.066	197		5	9:26.194	8:13.262	190	39.681	185	33.251	185	
2	1:45.673	37.823	211	39.454	189	28.396	196	222	6	1:46.262	36.907	206	40.240	190	29.115	199	228
3	1:37.969	35.411	228	35.299	193	27.259	197	233	7	<b>1:37.025</b>	<b>35.171</b>	<b>229</b>	<b>34.954</b>	<b>196</b>	<b>26.900</b>	197	<b>235</b>
4	1:46.176	36.277	222	37.050	182			234	8	2:03.287	44.779	157	42.270	168			227

3 Paul Di Resta , Mercedes-AMG C 63 DTM / GBR									theoretical besttime: 1:36.840								
Lap	Time	S1	V1	S2	V2	S3	V3	Vmax	Lap	Time	S1	V1	S2	V2	S3	V3	Vmax
1	2:28.656		192	39.166	181	29.320	196		5	9:52.038	8:44.617	188	38.919	183	28.502	193	
2	1:46.987	36.978	200	40.488	185	29.521	194	231	6	1:46.536	36.982	217	38.896	186	30.658	197	232
3	1:37.291	35.276	227	<b>34.882</b>	<b>194</b>	27.133	194	233	7	<b>1:37.265</b>	<b>35.105</b>	<b>228</b>	35.019	192	<b>26.853</b>	194	<b>235</b>
4	1:47.150	36.056	188	38.100	184			233	8	2:12.959	43.803	155	42.670	135			219

4 Robin Frijns , Aral Ultimate Audi RS 5 DTM / NLD									theoretical besttime: 1:37.255								
Lap	Time	S1	V1	S2	V2	S3	V3	Vmax	Lap	Time	S1	V1	S2	V2	S3	V3	Vmax
1	1:59.790		213	38.451	182				5	1:42.308	35.446	<b>226</b>	35.579	188			231
2	2:19.981	1:07.390	211	39.277	185				6	8:38.709	7:34.016	218	36.844	186	27.849	195	
3	2:15.586	1:06.407	222	39.998	180	29.181	194		7	<b>1:37.265</b>	<b>35.353</b>	<b>226</b>	<b>34.905</b>	188	27.007	<b>196</b>	231
4	1:37.458	35.506	225	34.955	<b>192</b>	<b>26.997</b>	195	230	8	2:00.787	40.503	163	42.350	154			<b>232</b>

7 Bruno Spengler , BMW Bank M4 DTM / CAN									theoretical besttime: 1:37.750								
Lap	Time	S1	V1	S2	V2	S3	V3	Vmax	Lap	Time	S1	V1	S2	V2	S3	V3	Vmax
1	1:53.186		207	37.154	186	28.893	197		5	1:48.524	36.259	214	37.186	186			231
2	1:43.274	35.800	<b>225</b>	35.814	189			229	6	7:51.014	6:41.668	156	38.797	190	30.549	<b>200</b>	
3	2:12.506	1:06.654	219	38.416	192	27.436	195		7	<b>1:37.750</b>	<b>35.409</b>	<b>225</b>	<b>35.297</b>	<b>193</b>	<b>27.044</b>	199	231
4	1:38.217	35.423	225	35.406	189	27.388	193	231	8	1:51.006	36.190	214	40.138	187			<b>232</b>

11 Marco Wittmann , BMW Driving Experience M4 DTM / DEU									theoretical besttime: 1:37.395								
Lap	Time	S1	V1	S2	V2	S3	V3	Vmax	Lap	Time	S1	V1	S2	V2	S3	V3	Vmax
1	2:40.690		202	40.080	175				6	7:17.918	6:06.741	184	40.983	173	30.194	183	
2	2:21.175	1:10.662	194	40.360	175	30.153	194		7	1:52.405	40.882	189	41.680	179	29.843	193	229
3	1:46.531	38.464	205	39.377	181	28.690	195	227	8	<b>1:37.453</b>	35.468	225	<b>34.978</b>	193	<b>27.007</b>	194	<b>233</b>
4	1:37.590	<b>35.410</b>	<b>225</b>	35.152	<b>194</b>	27.028	<b>196</b>	231	9	2:12.112	45.613	141	45.679	140			225
5	1:45.789	35.566	222	37.303	185			231									

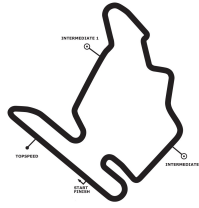
15 Augusto Farfus , Shell BMW M4 DTM / BRA									theoretical besttime: 1:37.332								
Lap	Time	S1	V1	S2	V2	S3	V3	Vmax	Lap	Time	S1	V1	S2	V2	S3	V3	Vmax
1	1:50.130		192	37.767	191	27.612	190		6	8:01.290	6:50.296	181	40.365	182	30.629	189	
2	1:37.713	35.593	224	35.082	<b>194</b>	27.038	194	229	7	1:43.411	38.447	213	37.554	193	27.410	<b>197</b>	226
3	1:43.814	35.425	224	36.106	187			229	8	<b>1:37.332</b>	<b>35.312</b>	<b>225</b>	<b>34.996</b>	194	<b>27.024</b>	195	<b>231</b>
4	2:14.358	1:08.870	220	37.658	188	27.830	193		9	2:05.692	42.986	137	43.247	150			231
5	1:45.123	35.480	224	35.327	190			230									

16 Timo Glock , DEUTSCHE POST BMW M4 DTM / DEU									theoretical besttime: 1:37.033								
Lap	Time	S1	V1	S2	V2	S3	V3	Vmax	Lap	Time	S1	V1	S2	V2	S3	V3	Vmax
1	2:44.365		203	41.644	166				6	7:24.558	6:12.296	151	41.889	170	30.373	193	
2	2:22.269	1:09.679	194	41.995	170	30.595	182		7	1:47.275	38.306	203	39.634	184	29.335	<b>199</b>	227
3	1:47.228	38.584	213	39.934	182	28.710	198	226	8	<b>1:37.105</b>	<b>35.135</b>	<b>227</b>	35.015	193	<b>26.955</b>	193	<b>233</b>
4	1:37.283	35.288	226	<b>34.943</b>	<b>193</b>	27.052	198	232	9	2:11.361	44.860	149	43.614	146			233
5	1:48.419	35.876	220	38.513	170			231									

22 Lucas Auer , Mercedes-AMG C 63 DTM / AUT									theoretical besttime: 1:36.717								
Lap	Time	S1	V1	S2	V2	S3	V3	Vmax	Lap	Time	S1	V1	S2	V2	S3	V3	Vmax
1	3:08.932		196	40.113	170	30.363	192		5	9:10.530	7:59.932	186	40.683	173	29.915	189	
2	1:45.204	37.626	212	37.411	180	30.167	194	231	6	1:42.751	36.907	216	37.513	189	28.331	<b>199</b>	230
3	1:37.417	35.371	<b>227</b>	34.902	192	27.144	198	231	7	<b>1:36.717</b>	<b>35.132</b>	<b>225</b>	<b>34.742</b>	<b>194</b>	<b>26.843</b>	198	<b>234</b>
4	1:41.975	35.265	227	35.246	191			232	8	2:02.924	42.418	145	42.545	153			213

23 Daniel Juncadella , Mercedes-AMG C 63 DTM / ESP									theoretical besttime: 1:37.058								
Lap	Time	S1	V1	S2	V2	S3	V3	Vmax	Lap	Time	S1	V1	S2	V2	S3	V3	Vmax
1	2:34.531		197	40.708	177	30.099	194		6	8:07.452	6:56.428	196	41.426	167	29.598	194	
2	1:50.449	37.293	212	42.707	173	30.449	198	232	7	1:47.786	37.457	202	40.422	179	29.907	<b>201</b>	213

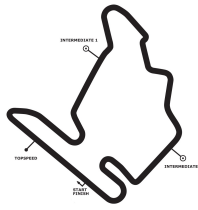
**DTM Budapest**  
 Hungaroring, length 4381 m  
 01. - 03.06.2018  
 DTM



-Reg.No.: K-216/2018.05.09.

**Lap Analysis qualifying 2, 03.06.2018**

Lap	Time	S1	V1	S2	V2	S3	V3	Vmax	Lap	Time	S1	V1	S2	V2	S3	V3	Vmax
3	1:38.811	35.270	228	35.615	175	27.926	195	233	8	<b>1:37.058</b>	<b>35.214</b>	<b>229</b>	<b>34.970</b>	192	<b>26.874</b>	196	234
4	1:37.675	35.316	228	35.194	<b>192</b>	27.165	198	<b>234</b>	9	2:13.620	44.035	156	47.441	134			232
5	1:50.756	36.674	203	39.203	177			234									



Lap Analysis qualifying 2, 03.06.2018

25 Philipp Eng , SAMSUNG BMW M4 DTM / AUT										theoretical besttime: 1:37.505								
Lap	Time	S1	V1	S2	V2	S3	V3	Vmax		Lap	Time	S1	V1	S2	V2	S3	V3	Vmax
1	2:00.531		199	36.972	184					5	10:14.435	9:06.080	214	39.242	177	29.113	194	
2	2:27.122	1:13.923	169	43.887	138	29.312	198			6	1:40.443	36.804	213	36.504	192	27.135	193	228
3	1:38.241	35.487	<b>224</b>	35.474	192	27.280	195	231		7	<b>1:37.505</b>	<b>35.292</b>	223	<b>35.124</b>	193	<b>27.089</b>	<b>199</b>	<b>233</b>
4	1:41.510	35.506	223	35.539	<b>193</b>			231		8	2:03.790	39.718	160	39.916	153			232

28 Loic Duval , Audi Sport RS 5 DTM / FRA										theoretical besttime: 1:37.427								
Lap	Time	S1	V1	S2	V2	S3	V3	Vmax		Lap	Time	S1	V1	S2	V2	S3	V3	Vmax
1	2:17.666		181	43.477	169	31.659	189			6	7:42.837	6:34.691	204	39.134	182	29.012	191	
2	1:45.459	38.941	200	38.093	188	28.425	194	224		7	1:40.727	37.442	219	35.910	190	27.375	193	227
3	1:38.282	35.821	<b>225</b>	35.352	192	27.109	<b>196</b>	228		8	<b>1:37.430</b>	<b>35.446</b>	225	35.095	<b>193</b>	<b>26.889</b>	194	<b>231</b>
4	1:37.756	35.579	225	<b>35.092</b>	190	27.085	196	229		9	1:48.019	36.709	209	37.453	184			230
5	1:44.487	36.230	222	36.543	183			230										

33 René Rast , Audi Sport RS 5 DTM / DEU										theoretical besttime: 1:37.046								
Lap	Time	S1	V1	S2	V2	S3	V3	Vmax		Lap	Time	S1	V1	S2	V2	S3	V3	Vmax
1	2:54.219		213	40.747	179	29.607	190			5	8:25.196	7:15.842	190	40.227	179	29.127	192	
2	2:25.107	37.593	215	37.199	177	28.763	198	229		6	1:44.759	36.705	220	36.483	191	27.571	<b>200</b>	230
3	1:37.438	35.322	<b>226</b>	35.006	<b>195</b>	27.110	193	231		7	<b>1:37.046</b>	<b>35.217</b>	226	<b>34.906</b>	192	<b>26.923</b>	196	<b>233</b>
4	1:46.642	35.262	226	36.512	177			231		8	2:02.941	42.973	165	42.271	157			232

47 Joel Eriksson , BMW M4 DTM / SWE										theoretical besttime: 1:37.530								
Lap	Time	S1	V1	S2	V2	S3	V3	Vmax		Lap	Time	S1	V1	S2	V2	S3	V3	Vmax
1	1:54.263		179	37.928	184					6	8:10.349	7:02.203	201	38.910	181	29.236	185	
2	2:25.107	1:14.997	206	39.143	157	30.967	193			7	1:44.583	38.815	221	38.160	<b>192</b>	27.608	<b>196</b>	227
3	1:40.137	36.086	221	36.085	188	27.966	195	225		8	<b>1:37.530</b>	<b>35.394</b>	<b>226</b>	<b>35.104</b>	190	<b>27.032</b>	195	<b>234</b>
4	1:38.268	35.646	225	35.227	191	27.395	195	232		9	2:14.954	44.102	147	45.109	133			233
5	1:42.076	35.531	225	35.475	191			232										

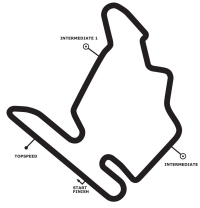
48 Edoardo Mortara , Mercedes-AMG C 63 DTM / CHE										theoretical besttime: 1:37.016								
Lap	Time	S1	V1	S2	V2	S3	V3	Vmax		Lap	Time	S1	V1	S2	V2	S3	V3	Vmax
1	3:02.834		177	41.349	179	29.483	196			6	7:26.624	6:17.690	196	39.535	182	29.399	192	
2	1:46.452	37.621	205	38.046	187	30.785	195	230		7	1:42.597	37.167	210	37.334	186	28.096	197	231
3	1:37.488	35.272	227	35.047	192	27.169	197	232		8	<b>1:37.016</b>	<b>35.164</b>	<b>228</b>	<b>34.847</b>	<b>194</b>	<b>27.005</b>	<b>198</b>	<b>234</b>
4	1:37.541	35.231	227	35.078	192	27.232	196	232		9	2:03.698	41.846	156	43.347	155			230
5	1:47.446	36.868	211	37.805	184			232										

51 Nico Müller , Castrol EDGE Audi RS 5 DTM / CHE										theoretical besttime: 1:37.129								
Lap	Time	S1	V1	S2	V2	S3	V3	Vmax		Lap	Time	S1	V1	S2	V2	S3	V3	Vmax
1	2:30.304		171	41.204	180					6	7:35.826	6:29.887	192	38.279	182	27.660	193	
2	2:19.032	1:07.918	187	38.519	182					7	1:37.301	35.427	227	34.936	<b>194</b>	<b>26.938</b>	<b>197</b>	230
3	2:12.481	1:05.388	223	37.434	185	29.659	194			8	<b>1:37.219</b>	<b>35.356</b>	228	<b>34.835</b>	192	27.028	194	232
4	1:37.679	35.392	226	35.183	191	27.104	196	<b>233</b>		9	2:06.805	42.678	168	41.080	161			224
5	1:44.333	35.533	<b>228</b>	35.886	180			229										

53 Jamie Green , Hoffmann Group Audi RS 5 DTM / GBR										theoretical besttime: 1:37.044								
Lap	Time	S1	V1	S2	V2	S3	V3	Vmax		Lap	Time	S1	V1	S2	V2	S3	V3	Vmax
1	3:46.262		140	38.268	181	28.513	195			6	7:00.560	5:53.411	142	38.573	180	28.576	191	
2	1:40.527	36.196	222	36.560	189	27.771	197	227		7	1:41.496	36.855	217	36.711	187	27.930	<b>199</b>	228
3	1:37.357	35.342	225	<b>34.981</b>	<b>193</b>	27.034	196	230		8	<b>1:37.259</b>	35.228	226	35.152	192	<b>26.879</b>	193	<b>233</b>
4	1:37.592	<b>35.184</b>	227	35.174	191	27.234	193	232		9	2:16.046	42.751	142	47.291	120			219
5	1:48.159	35.392	<b>228</b>	37.318	183			231										

94 Pascal Wehrlein , Mercedes-AMG C 63 DTM / DEU										theoretical besttime: 1:36.780								
Lap	Time	S1	V1	S2	V2	S3	V3	Vmax		Lap	Time	S1	V1	S2	V2	S3	V3	Vmax
1	2:24.377		194	42.518	176	30.564	185			6	7:52.160	6:42.895	192	39.764	186	29.501	192	
2	1:44.396	37.749	219	37.276	186	29.371	196	227		7	1:44.418	37.885	209	38.228	190	28.305	199	229
3	1:37.538	35.438	<b>227</b>	35.086	194	27.014	197	232		8	<b>1:36.780</b>	<b>35.143</b>	226	<b>34.891</b>	<b>195</b>	<b>26.746</b>	<b>200</b>	<b>233</b>
4	1:37.734	35.363	226	35.126	192	27.245	195	232		9	1:55.716	37.190	206	38.285	177			233
5	1:41.804	35.392	227	35.466	186			232										

**DTM Budapest**  
 Hungaroring, length 4381 m  
 01. - 03.06.2018  
 DTM



-Reg.No.: K-216/2018.05.09.

**Lap Analysis qualifying 2, 03.06.2018**

**99 Mike Rockenfeller , Schaeffler Audi RS 5 DTM / DEU theoretical besttime: 1:37.390**

Lap	Time	S1	V1	S2	V2	S3	V3	Vmax	Lap	Time	S1	V1	S2	V2	S3	V3	Vmax
1	2:16.464		198	41.484	171				6	5:57.778	4:49.070	212	39.828	178	28.880	192	
2	2:21.658	1:07.510	211	40.501	173				7	1:37.670	35.373	<b>226</b>	35.216	191	27.081	194	230
3	2:20.543	1:10.674	216	40.126	184	29.743	194		8	<b>1:37.510</b>	<b>35.181</b>	226	35.308	<b>193</b>	<b>27.021</b>	199	232
4	1:37.593	35.305	225	<b>35.188</b>	191	27.100	<b>199</b>	231	9	1:57.620	40.261	178	41.672	168			<b>233</b>
5	1:57.452	39.192	174	42.807	178			230									