

Lap Analysis race 1, 02.06.2018

2 Gary Paffett , Mercedes-AMG C 63 DTM / GBR									theoretical besttime: 1:38.773								
Lap	Time	S1	V1	S2	V2	S3	V3	Vmax	Lap	Time	S1	V1	S2	V2	S3	V3	Vmax
1	1:47.817	42.125	209	37.633	186	28.059	196		18	1:40.553	35.933	222	36.496	189	28.124	197	239
2	1:40.508	35.936	226	36.693	188	27.879	198	233	19	1:39.055	35.510	230	36.035	190	27.510	198	240
3	1:40.364	35.860	233	36.698	190	27.806	203	233	20	1:38.971	35.431	227	35.875	190	27.665	194	243
4	1:40.297	35.761	227	36.643	190	27.893	199	242	21	1:39.652	35.702	227	36.006	190	27.944	194	235
5	1:40.335	35.912	227	36.499	186	27.924	199	234	22	1:39.218	35.565	227	35.832	189	27.821	197	242
6	1:40.206	35.889	231	36.427	187	27.890	191	234	23	1:39.226	35.545	228	35.858	189	27.823	193	242
7	1:40.277	35.805	227	36.565	186	27.907	201	243	24	1:39.502	35.765	228	35.987	186	27.750	196	233
8	1:40.404	36.024	230	36.486	189	27.894	196	234	25	1:39.717	35.763	228	36.052	189	27.902	196	235
9	1:39.984	35.724	232	36.411	187	27.849	194	240	26	1:39.530	35.777	229	35.959	189	27.794	196	234
10	1:40.653	35.963	229	36.642	186	28.048	191	241	27	1:40.209	35.854	227	36.406	188	27.949	197	234
11	1:40.679	36.277	228	36.461	185	27.941	191	232	28	1:40.035	35.984	229	36.102	189	27.949	195	237
12	1:40.912	36.149	227	36.797	185	27.966	193	233	29	1:40.027	35.926	229	36.191	188	27.910	196	235
13	1:40.838	36.109	226	36.692	186	28.037	195	233	30	1:40.019	35.859	229	36.144	190	28.016	189	235
14	1:40.913	36.094	227	36.709	183	28.110	194	230	31	1:40.114	35.926	227	36.244	192	27.944	198	236
15	1:40.708	36.120	228	36.399	184	28.189	193	232	32	1:39.856	35.775	227	36.091	186	27.990	198	236
16	1:43.457	36.072	226	36.440	187			232	33	1:40.211	35.998	228	36.222	189	27.991	196	237
17	2:10.797	1:05.941	221	36.820	188	28.036	196		34	1:40.321	35.865	228	36.400	188	28.056	198	236

3 Paul Di Resta , Mercedes-AMG C 63 DTM / GBR									theoretical besttime: 1:38.968								
Lap	Time	S1	V1	S2	V2	S3	V3	Vmax	Lap	Time	S1	V1	S2	V2	S3	V3	Vmax
1	1:44.073	40.375	223	36.073	188	27.625	200		18	1:39.470	35.618	226	35.981	185	27.871	192	233
2	1:39.959	35.865	225	36.452	187	27.642	195	232	19	1:39.451	35.649	225	36.027	187	27.775	194	234
3	1:39.640	35.859	225	36.157	187	27.624	203	231	20	1:39.600	35.688	226	36.118	188	27.794	192	234
4	1:39.582	35.789	225	36.168	188	27.625	198	232	21	1:39.757	35.659	226	36.193	186	27.905	189	235
5	1:39.399	35.709	225	36.007	189	27.683	188	232	22	1:39.656	35.548	226	36.173	188	27.935	199	240
6	1:39.412	35.735	225	36.048	186	27.629	192	231	23	1:39.978	35.600	226	36.343	187	28.035	197	243
7	1:39.705	35.852	226	36.165	189	27.688	191	232	24	1:40.158	35.912	227	36.366	187	27.880	198	233
8	1:39.718	35.869	226	36.184	188	27.665	197	232	25	1:40.356	35.835	226	36.514	186	28.007	198	234
9	1:42.618	35.854	226	36.026	190			232	26	1:40.174	35.877	226	36.382	187	27.915	193	234
10	2:10.890	1:06.459	220	36.834	187	27.597	201		27	1:40.209	35.815	226	36.460	186	27.934	194	234
11	1:39.862	35.821	225	36.435	186	27.606	192	231	28	1:40.056	35.851	226	36.345	188	27.860	198	234
12	1:39.390	35.719	225	36.100	184	27.571	197	240	29	1:40.286	35.810	227	36.381	189	28.095	193	234
13	1:39.194	35.416	225	36.133	187	27.645	195	242	30	1:40.419	35.922	226	36.466	187	28.031	194	234
14	1:39.738	35.732	225	36.287	185	27.719	197	233	31	1:40.221	35.929	225	36.324	187	27.968	199	235
15	1:39.552	35.650	226	36.068	186	27.834	197	233	32	1:40.370	35.876	226	36.412	187	28.082	194	235
16	1:39.537	35.786	225	36.071	187	27.680	192	232	33	1:40.720	35.953	225	36.618	187	28.149	193	236
17	1:39.542	35.682	225	36.106	186	27.754	197	233	34	1:40.507	35.880	226	36.545	187	28.082	188	235

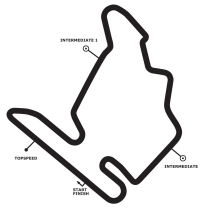
4 Robin Frijns , Aral Ultimate Audi RS 5 DTM / NLD									theoretical besttime: 1:38.624								
Lap	Time	S1	V1	S2	V2	S3	V3	Vmax	Lap	Time	S1	V1	S2	V2	S3	V3	Vmax
1	1:52.224	44.337	179	39.344	181	28.543	193		18	1:40.690	36.190	225	36.308	187	28.192	191	232
2	1:41.003	36.461	223	36.830	186	27.712	192	237	19	1:40.811	36.148	224	36.517	187	28.146	189	231
3	1:39.539	35.915	222	36.061	188	27.563	190	229	20	1:40.513	35.997	230	36.393	187	28.123	193	236
4	1:39.606	35.865	224	36.032	187	27.709	192	230	21	1:40.577	35.929	225	36.528	186	28.120	191	240
5	1:40.071	35.994	224	36.182	187	27.895	190	230	22	1:40.534	36.062	229	36.447	186	28.025	197	232
6	1:40.559	36.074	225	36.359	186	28.126	196	231	23	1:40.730	36.159	225	36.431	186	28.140	191	240
7	1:40.773	36.023	225	36.674	184	28.076	188	232	24	1:43.477	36.161	224	36.233	183			230
8	1:40.624	36.091	226	36.612	187	27.921	189	231	25	2:08.104	1:04.359	222	36.151	187	27.594	192	
9	1:40.738	35.989	225	36.750	185	27.999	194	236	26	1:39.269	35.612	230	36.024	189	27.633	198	231
10	1:41.114	35.982	224	37.011	183	28.121	198	240	27	1:40.164	35.683	226	36.472	186	28.009	198	241
11	1:40.220	36.047	224	36.329	188	27.844	193	238	28	1:41.037	35.999	227	37.002	182	28.036	199	240
12	1:40.399	35.808	225	36.642	189	27.949	195	238	29	1:38.942	35.630	226	35.674	186	27.638	192	241
13	1:39.994	35.996	225	36.058	185	27.940	192	231	30	1:39.043	35.740	225	35.676	189	27.627	194	233
14	1:40.162	35.980	225	36.161	186	28.021	193	230	31	1:38.826	35.682	224	35.633	190	27.511	196	241
15	1:40.389	35.957	225	36.340	186	28.092	189	230	32	1:38.893	35.480	225	35.724	190	27.689	193	242
16	1:40.389	35.991	224	36.310	184	28.088	194	231	33	1:39.111	35.632	225	35.678	189	27.801	196	235
17	1:40.360	36.013	224	36.270	185	28.077	197	231	34	1:39.323	35.762	225	35.818	188	27.743	199	235

DTM Budapest

Hungaroring, length 4381 m

01. - 03.06.2018

DTM



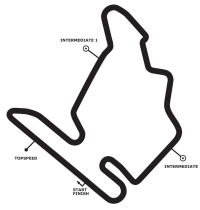
-Reg.No.: K-216/2018.05.09.

Lap Analysis race 1, 02.06.2018

7 Bruno Spengler , BMW Bank M4 DTM / CAN										theoretical besttime: 1:39.389								
Lap	Time	S1	V1	S2	V2	S3	V3	Vmax		Lap	Time	S1	V1	S2	V2	S3	V3	Vmax
1	1:52.233	42.850	217	37.859	183					18	1:41.168	36.275	222	36.537	188	28.356	190	230
2	2:09.731	1:05.239	218	36.735	185	27.757	194			19	1:41.900	36.698	222	36.903	184	28.299	190	230
3	1:39.679	35.902	228	36.186	188	27.591	199	228		20	1:41.132	36.131	224	36.670	186	28.331	192	232
4	1:39.468	35.772	222	36.094	187	27.602	198	239		21	1:40.852	36.181	223	36.489	187	28.182	197	231
5	1:39.573	35.897	223	36.026	187	27.650	189	229		22	1:41.206	36.339	223	36.623	186	28.244	194	231
6	1:40.016	36.120	224	36.137	189	27.759	193	229		23	1:41.171	36.280	223	36.595	186	28.296	188	230
7	1:40.039	36.054	223	36.241	189	27.744	196	229		24	1:41.114	36.183	224	36.608	186	28.323	195	230
8	1:40.336	36.135	223	36.258	188	27.943	192	229		25	1:41.650	36.506	225	36.874	184	28.270	193	231
9	1:40.408	36.222	223	36.317	188	27.869	196	229		26	1:40.849	36.144	224	36.633	188	28.072	193	232
10	1:40.524	36.156	224	36.421	189	27.947	193	229		27	1:41.156	36.246	224	36.646	186	28.264	194	231
11	1:40.613	36.187	222	36.465	187	27.961	192	229		28	1:41.366	36.192	224	36.909	187	28.265	191	231
12	1:40.604	36.187	222	36.434	186	27.983	191	229		29	1:41.310	36.161	225	36.851	188	28.298	195	233
13	1:40.966	36.171	223	36.684	187	28.111	196	230		30	1:40.927	36.239	224	36.579	188	28.109	191	232
14	1:40.754	36.172	222	36.397	186	28.185	194	229		31	1:40.863	36.228	223	36.565	185	28.070	191	233
15	1:40.897	36.177	223	36.561	186	28.159	188	229		32	1:40.862	36.177	223	36.441	187	28.244	187	233
16	1:41.160	36.391	221	36.516	187	28.253	189	230		33	1:40.738	36.159	224	36.429	188	28.150	187	234
17	1:41.386	36.584	222	36.600	187	28.202	193	230		34	1:40.688	36.038	224	36.539	186	28.111	192	233

11 Marco Wittmann , BMW Driving Experience M4 DTM / DEU										theoretical besttime: 1:39.704								
Lap	Time	S1	V1	S2	V2	S3	V3	Vmax		Lap	Time	S1	V1	S2	V2	S3	V3	Vmax
1	1:50.408	43.865	199	38.232	187	28.311	187			18	2:09.235	1:04.942	220	36.363	187	27.930	186	
2	1:40.538	35.975	225	36.622	189	27.941	191	231		19	1:39.709	35.701	230	36.187	190	27.821	195	233
3	1:40.360	35.741	230	36.755	185	27.864	194	231		20	1:40.874	35.798	224	36.760	184	28.316	189	232
4	1:39.989	35.696	225	36.308	186	27.985	188	241		21	1:41.184	36.041	224	36.973	185	28.170	193	233
5	1:40.492	35.998	225	36.445	187	28.049	194	231		22	1:40.640	36.029	225	36.513	189	28.098	194	242
6	1:40.819	35.995	231	36.733	185	28.091	192	231		23	1:40.985	36.125	225	36.785	187	28.075	196	242
7	1:40.711	35.841	226	36.843	188	28.027	201	241		24	1:41.079	35.888	226	36.903	188	28.288	194	242
8	1:40.663	35.969	232	36.629	188	28.065	196	241		25	1:41.108	35.852	225	36.848	188	28.408	194	242
9	1:40.754	36.001	225	36.733	188	28.020	198	241		26	1:41.071	36.046	224	36.885	184	28.140	198	242
10	1:41.165	36.211	225	36.854	183	28.100	193	240		27	1:41.084	36.086	225	36.822	185	28.176	184	242
11	1:41.751	36.802	225	36.823	186	28.126	190	230		28	1:41.087	36.176	226	36.656	186	28.255	192	234
12	1:41.080	36.259	225	36.666	184	28.155	189	231		29	1:41.008	35.960	227	36.703	186	28.345	184	234
13	1:40.931	36.203	224	36.573	184	28.155	196	231		30	1:40.885	36.019	226	36.669	186	28.197	191	234
14	1:41.020	36.140	224	36.594	182	28.286	188	230		31	1:41.442	36.298	225	36.837	185	28.307	196	235
15	1:41.784	36.650	225	36.971	185	28.163	194	230		32	1:41.453	36.039	225	36.901	185	28.513	196	235
16	1:40.995	36.142	224	36.555	184	28.298	192	231		33	1:41.110	36.013	226	36.733	185	28.364	191	235
17	1:43.754	36.210	223	36.565	183			230		34	1:41.541	36.314	226	36.918	185	28.309	190	236

15 Augusto Farfus , Shell BMW M4 DTM / BRA										theoretical besttime: 1:39.776								
Lap	Time	S1	V1	S2	V2	S3	V3	Vmax		Lap	Time	S1	V1	S2	V2	S3	V3	Vmax
1	1:48.263	42.407	212	37.767	182	28.089	195			18	1:41.833	36.261	223	37.222	180	28.350	193	231
2	1:40.552	35.993	223	36.628	189	27.931	194	235		19	1:41.627	36.258	223	37.107	184	28.262	193	232
3	1:40.535	35.899	229	36.691	188	27.945	194	240		20	1:41.712	36.207	219	37.258	184	28.247	192	232
4	1:40.567	35.870	227	36.615	187	28.082	196	240		21	1:41.409	36.158	223	36.888	182	28.363	190	232
5	1:40.620	35.893	229	36.695	187	28.032	192	239		22	1:41.068	36.099	230	36.783	185	28.186	190	231
6	1:44.051	36.027	223	36.806	186			239		23	1:40.948	35.894	229	36.876	187	28.178	198	241
7	2:08.097	1:03.933	215	36.553	189	27.611	193			24	1:41.040	35.840	230	36.980	184	28.220	197	241
8	1:40.675	36.143	222	36.749	186	27.783	184	228		25	1:41.002	35.937	224	36.880	181	28.185	185	241
9	1:41.558	37.013	219	36.735	187	27.810	192	229		26	1:41.104	36.283	225	36.647	185	28.174	192	231
10	1:40.113	35.906	227	36.397	188	27.810	193	229		27	1:41.114	36.311	223	36.643	186	28.160	191	231
11	1:40.258	35.803	224	36.532	185	27.923	189	239		28	1:40.942	36.099	224	36.722	186	28.121	194	231
12	1:40.448	36.134	223	36.362	186	27.952	188	229		29	1:40.920	36.101	225	36.634	185	28.185	196	233
13	1:41.071	36.077	223	36.817	182	28.177	192	230		30	1:41.170	36.129	224	36.677	184	28.364	192	232
14	1:40.559	35.949	225	36.607	186	28.003	197	237		31	1:41.362	36.218	223	36.780	183	28.364	193	232
15	1:40.741	35.874	223	36.727	186	28.140	192	240		32	1:41.280	36.122	223	36.847	185	28.311	192	234
16	1:40.986	35.916	228	36.810	185	28.260	197	241		33	1:41.264	35.891	229	37.058	182	28.315	197	241
17	1:41.829	36.649	217	36.891	184	28.289	194	241		34	1:41.482	36.096	223	37.120	184	28.266	194	243



Lap Analysis race 1, 02.06.2018

16 Timo Glock , DEUTSCHE POST BMW M4 DTM / DEU

theoretical besttime: 1:39.046

Lap	Time	S1	V1	S2	V2	S3	V3	Vmax	Lap	Time	S1	V1	S2	V2	S3	V3	Vmax
1	1:51.361	44.147	187	38.719	181	28.495	191		18	1:41.927	36.487	224	37.083	179	28.357	194	242
2	1:43.524	35.998	230	36.559	187			236	19	1:41.432	36.502	225	36.677	184	28.253	193	243
3	2:07.725	1:03.950	220	36.349	187	27.426	195		20	1:41.675	36.863	218	36.648	182	28.164	197	232
4	1:39.109	35.730	223	35.935	188	27.444	187	236	21	1:41.738	36.667	224	36.818	184	28.253	196	232
5	1:39.442	35.685	231	36.073	187	27.684	198	230	22	1:41.045	36.173	224	36.618	186	28.254	192	232
6	1:40.033	35.814	229	36.466	186	27.753	205	240	23	1:41.065	36.243	224	36.610	184	28.212	192	231
7	1:40.108	35.877	230	36.448	190	27.783	196	240	24	1:40.892	36.150	224	36.577	184	28.165	189	232
8	1:40.490	35.889	225	36.467	187	28.134	197	240	25	1:40.932	36.094	223	36.632	184	28.206	189	232
9	1:40.623	36.157	225	36.366	188	28.100	194	236	26	1:40.733	36.151	223	36.455	186	28.127	196	232
10	1:40.705	36.111	231	36.643	188	27.951	196	229	27	1:41.001	36.099	224	36.649	184	28.253	190	232
11	1:40.610	35.950	224	36.594	182	28.066	195	239	28	1:41.166	35.976	231	36.792	187	28.398	197	232
12	1:40.798	36.134	223	36.535	176	28.129	192	230	29	1:41.217	36.024	231	36.783	182	28.410	197	242
13	1:41.826	36.617	216	37.106	181	28.103	193	230	30	1:41.292	35.955	225	36.965	182	28.372	196	243
14	1:40.589	35.924	231	36.496	182	28.169	199	237	31	1:41.512	36.233	223	36.804	175	28.475	188	234
15	1:40.590	35.804	224	36.587	186	28.199	189	240	32	1:41.182	36.160	224	36.678	186	28.344	192	233
16	1:40.741	36.136	223	36.467	187	28.138	194	231	33	1:41.294	36.100	224	36.764	186	28.430	194	234
17	1:41.738	36.420	224	36.911	186	28.407	193	232	34	1:41.773	36.435	223	36.861	188	28.477	196	234

22 Lucas Auer , Mercedes-AMG C 63 DTM / AUT

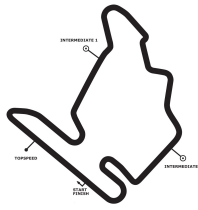
theoretical besttime: 1:38.687

Lap	Time	S1	V1	S2	V2	S3	V3	Vmax	Lap	Time	S1	V1	S2	V2	S3	V3	Vmax
1	1:45.701	41.244	220	36.578	187	27.879	196		18	1:39.737	35.817	225	36.012	189	27.908	195	232
2	1:40.308	35.947	226	36.490	184	27.871	194	232	19	1:39.795	35.879	225	36.013	188	27.903	193	234
3	1:40.038	35.962	225	36.312	187	27.764	193	231	20	1:40.078	35.877	225	36.287	187	27.914	194	233
4	1:39.787	35.827	227	36.218	187	27.742	191	232	21	1:40.017	35.810	225	36.194	185	28.013	193	234
5	1:39.607	35.797	226	36.087	188	27.723	196	232	22	1:41.442	36.789	226	36.673	187	27.980	193	232
6	1:42.708	35.854	226	36.081	187			232	23	1:40.179	35.699	232	36.431	185	28.049	196	234
7	2:08.403	1:04.838	221	36.198	187	27.367	194		24	1:40.257	35.767	227	36.453	187	28.037	192	242
8	1:38.944	35.867	225	35.762	188	27.315	193	230	25	1:40.454	35.898	227	36.461	185	28.095	196	232
9	1:38.963	35.839	225	35.691	189	27.433	194	230	26	1:40.322	35.964	226	36.235	187	28.123	191	233
10	1:38.812	35.681	225	35.700	189	27.431	196	231	27	1:40.155	35.870	227	36.371	188	27.914	193	233
11	1:39.458	35.928	225	35.951	186	27.579	194	231	28	1:40.091	35.991	227	36.221	188	27.879	196	233
12	1:39.354	35.742	225	35.959	186	27.653	193	231	29	1:40.183	35.960	227	36.204	188	28.019	194	234
13	1:39.299	35.736	225	35.792	187	27.771	196	231	30	1:40.295	35.945	227	36.252	187	28.098	192	235
14	1:39.331	35.762	225	35.837	187	27.732	194	232	31	1:40.136	35.924	226	36.230	188	27.982	195	235
15	1:39.579	35.814	225	35.883	187	27.882	191	232	32	1:40.289	35.855	227	36.376	183	28.058	197	235
16	1:39.584	35.852	225	35.887	188	27.845	194	232	33	1:40.382	35.929	227	36.364	188	28.089	192	237
17	1:39.780	35.781	225	36.114	188	27.885	197	232	34	1:40.318	35.905	227	36.378	189	28.035	198	242

23 Daniel Juncadella , Mercedes-AMG C 63 DTM / ESP

theoretical besttime: 1:39.521

Lap	Time	S1	V1	S2	V2	S3	V3	Vmax	Lap	Time	S1	V1	S2	V2	S3	V3	Vmax
1	1:47.343	41.770	201	37.642	183	27.931	191		18	1:41.866	36.276	224	37.357	186	28.233	198	243
2	1:40.486	35.995	226	36.615	188	27.876	192	234	19	1:41.535	36.683	225	36.771	186	28.081	199	243
3	1:40.279	35.867	226	36.560	185	27.852	193	233	20	1:41.642	36.731	206	36.883	185	28.028	196	242
4	1:40.323	35.876	227	36.581	186	27.866	197	233	21	1:40.310	36.006	225	36.297	187	28.007	200	243
5	1:40.123	35.810	226	36.407	187	27.906	199	240	22	1:40.132	35.738	226	36.373	185	28.021	193	242
6	1:40.246	35.807	228	36.523	185	27.916	192	242	23	1:40.486	35.993	226	36.416	186	28.077	193	238
7	1:40.317	35.893	226	36.446	186	27.978	191	242	24	1:41.043	36.200	226	36.638	185	28.205	200	237
8	1:40.491	36.165	226	36.370	187	27.956	201	232	25	1:40.128	35.767	227	36.376	186	27.985	196	243
9	1:41.636	36.767	226	36.687	183	28.182	192	232	26	1:39.837	35.760	226	36.199	188	27.878	195	240
10	1:40.793	36.089	227	36.647	185	28.057	196	233	27	1:40.513	36.187	225	36.290	188	28.036	194	234
11	1:40.971	36.199	226	36.765	185	28.007	191	233	28	1:40.168	35.961	226	36.272	186	27.935	197	233
12	1:44.215	36.164	226	36.613	181			233	29	1:40.256	36.004	227	36.249	187	28.003	196	234
13	2:10.428	1:06.046	221	36.720	188	27.662	192		30	1:40.311	35.930	227	36.522	190	27.859	194	235
14	1:40.112	36.033	223	36.294	186	27.785	194	231	31	1:40.031	35.940	226	36.121	186	27.970	192	235
15	1:40.546	35.963	225	36.455	187	28.128	192	233	32	1:40.111	35.914	227	36.163	189	28.034	197	235
16	1:40.994	36.083	225	36.682	187	28.229	193	234	33	1:40.440	35.954	227	36.366	187	28.120	192	236
17	1:40.917	36.063	222	36.567	187	28.287	192	241	34	1:41.014	36.428	224	36.465	187	28.121	193	237



Lap Analysis race 1, 02.06.2018

25 Philipp Eng , SAMSUNG BMW M4 DTM / AUT

theoretical besttime: 1:39.623

Lap	Time	S1	V1	S2	V2	S3	V3	Vmax	Lap	Time	S1	V1	S2	V2	S3	V3	Vmax
1	1:53.965	43.993	191	38.554	182				18	1:41.314	36.356	223	36.563	184	28.395	197	231
2	2:09.803	1:05.841	220	36.393	183	27.569	191		19	1:41.487	36.388	224	36.797	186	28.302	195	234
3	1:40.112	36.335	222	36.337	186	27.440	198	228	20	1:41.430	36.242	222	36.796	183	28.392	194	232
4	1:40.498	35.846	222	36.914	187	27.738	193	230	21	1:41.086	36.169	222	36.622	187	28.295	193	233
5	1:40.152	35.924	224	36.359	189	27.869	189	237	22	1:41.439	36.339	223	36.748	184	28.352	195	232
6	1:40.167	36.036	224	36.377	187	27.754	200	239	23	1:41.565	36.355	223	36.791	184	28.419	198	231
7	1:40.375	36.070	223	36.379	188	27.926	188	241	24	1:41.207	36.191	222	36.789	184	28.227	197	231
8	1:41.432	36.612	223	36.763	186	28.057	183	230	25	1:41.115	36.141	223	36.660	182	28.314	196	232
9	1:40.854	36.176	224	36.555	186	28.123	191	231	26	1:41.583	36.219	223	36.733	184	28.631	191	231
10	1:40.688	36.288	223	36.384	189	28.016	194	230	27	1:41.226	36.184	222	36.740	181	28.302	195	231
11	1:40.842	36.221	223	36.609	186	28.012	196	231	28	1:41.498	36.262	224	36.883	182	28.353	191	232
12	1:41.010	36.228	222	36.650	184	28.132	189	230	29	1:41.280	36.355	223	36.590	187	28.335	196	233
13	1:41.044	36.278	223	36.624	184	28.142	194	231	30	1:42.867	36.486	221	37.987	180	28.394	192	232
14	1:41.071	36.235	223	36.560	186	28.276	190	230	31	1:41.453	36.200	222	36.805	181	28.448	193	233
15	1:40.984	36.227	222	36.612	183	28.145	194	231	32	1:41.143	36.136	223	36.663	187	28.344	191	233
16	1:40.965	36.173	221	36.577	186	28.215	187	230	33	1:41.793	36.472	219	36.934	184	28.387	197	234
17	1:41.058	36.227	221	36.558	183	28.273	191	231	34	1:41.687	36.366	220	36.823	185	28.498	190	234

28 Loic Duval , Audi Sport RS 5 DTM / FRA

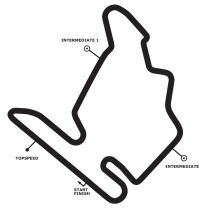
theoretical besttime: 1:39.055

Lap	Time	S1	V1	S2	V2	S3	V3	Vmax	Lap	Time	S1	V1	S2	V2	S3	V3	Vmax
1	1:49.185	43.217	217	37.768	185	28.200	192		18	1:40.459	36.074	223	36.171	186	28.214	191	229
2	1:40.117	36.084	224	36.219	189	27.814	186	228	19	1:40.523	36.192	223	36.104	187	28.227	191	229
3	1:40.437	36.032	225	36.382	188	28.023	189	228	20	1:40.728	36.178	223	36.317	185	28.233	191	229
4	1:40.526	36.057	225	36.319	186	28.150	192	229	21	1:40.777	36.212	223	36.265	186	28.300	191	230
5	1:40.700	36.127	225	36.434	186	28.139	192	229	22	1:40.609	36.076	223	36.280	184	28.253	191	230
6	1:40.850	36.297	225	36.484	186	28.069	194	228	23	1:43.908	36.220	224	36.265	184			229
7	1:40.650	36.288	224	36.332	183	28.030	190	230	24	2:08.125	1:04.258	219	36.360	185	27.507	190	
8	1:40.638	36.221	225	36.212	186	28.205	188	228	25	1:39.889	35.930	224	36.305	185	27.654	195	228
9	1:40.466	36.235	224	36.238	186	27.993	197	229	26	1:39.803	35.872	223	36.219	189	27.712	193	229
10	1:40.553	36.246	225	36.305	183	28.002	193	229	27	1:40.158	35.692	225	36.457	187	28.009	198	238
11	1:40.552	36.239	224	36.254	185	28.059	183	229	28	1:39.638	35.626	232	36.314	186	27.698	200	243
12	1:40.640	36.209	224	36.368	183	28.063	194	229	29	1:39.296	35.530	225	36.018	189	27.748	194	242
13	1:40.368	36.104	224	36.255	183	28.009	193	229	30	1:40.099	35.881	225	36.195	188	28.023	194	231
14	1:40.413	36.187	224	36.154	183	28.072	193	228	31	1:41.211	36.462	223	36.608	188	28.141	189	232
15	1:40.582	36.126	224	36.360	185	28.096	193	229	32	1:41.083	36.231	224	36.619	184	28.233	189	232
16	1:40.495	36.142	224	36.193	183	28.160	189	229	33	1:41.139	36.171	225	36.802	183	28.166	189	233
17	1:40.522	36.140	222	36.136	186	28.246	189	229	34	1:40.814	36.003	225	36.717	184	28.094	191	232

33 René Rast , Audi Sport RS 5 DTM / DEU

theoretical besttime: 1:38.802

Lap	Time	S1	V1	S2	V2	S3	V3	Vmax	Lap	Time	S1	V1	S2	V2	S3	V3	Vmax
1	1:46.890	41.641	201	37.307	185	27.942	194		18	1:39.321	35.764	222	36.053	188	27.504	196	229
2	1:40.495	36.034	225	36.578	187	27.883	196	231	19	1:39.310	35.642	229	36.009	189	27.659	197	231
3	1:40.251	35.749	229	36.560	186	27.942	197	240	20	1:40.081	35.863	217	36.434	186	27.784	190	240
4	1:39.929	35.730	225	36.407	187	27.792	197	240	21	1:38.882	35.628	224	35.670	189	27.584	193	231
5	1:40.118	35.960	224	36.336	186	27.822	196	230	22	1:39.059	35.700	224	35.811	189	27.548	197	231
6	1:40.102	35.979	230	36.294	186	27.829	194	230	23	1:39.240	35.711	225	35.835	188	27.694	195	231
7	1:39.972	35.906	225	36.261	186	27.805	189	240	24	1:39.469	35.801	225	35.914	190	27.754	196	231
8	1:40.031	36.056	225	36.163	187	27.812	197	230	25	1:39.542	35.741	225	35.991	187	27.810	194	231
9	1:40.202	36.050	224	36.294	187	27.858	192	230	26	1:39.795	35.758	225	36.170	187	27.867	194	232
10	1:40.398	36.115	221	36.301	186	27.982	191	230	27	1:39.806	35.730	231	36.348	189	27.728	195	233
11	1:40.503	36.158	224	36.417	188	27.928	193	230	28	1:40.369	35.832	226	36.512	188	28.025	196	242
12	1:40.275	36.067	224	36.386	186	27.822	194	230	29	1:39.986	35.773	226	36.269	188	27.944	196	233
13	1:39.906	35.940	224	36.061	186	27.905	194	230	30	1:40.083	35.755	232	36.329	185	27.999	192	233
14	1:40.387	36.000	224	36.319	178	28.068	195	230	31	1:40.124	35.899	225	36.340	189	27.885	199	243
15	1:43.191	36.117	223	36.229	185			229	32	1:39.979	35.655	225	36.450	186	27.874	196	243
16	2:08.015	1:04.139	217	36.275	189	27.601	197		33	1:39.967	35.746	225	36.310	187	27.911	198	244
17	1:40.032	35.953	220	36.418	184	27.661	192	228	34	1:40.387	35.813	226	36.578	186	27.996	190	244



Lap Analysis race 1, 02.06.2018

47 Joel Eriksson , BMW M4 DTM / SWE

theoretical besttime: 1:39.645

Lap	Time	S1	V1	S2	V2	S3	V3	Vmax	Lap	Time	S1	V1	S2	V2	S3	V3	Vmax
1	1:51.989	43.945	210	39.566	180	28.478	190		18	1:41.113	36.290	224	36.544	185	28.279	190	230
2	1:44.078	36.531	223	36.359	186			230	19	1:41.254	36.303	222	36.641	185	28.310	195	231
3	2:08.784	1:04.067	215	37.041	185	27.676	186		20	1:41.842	36.200	224	37.221	183	28.421	194	242
4	1:39.954	35.939	228	36.165	184	27.850	201	228	21	1:41.229	36.057	224	36.768	184	28.404	193	241
5	1:40.194	36.015	221	36.340	188	27.839	192	240	22	1:41.855	36.744	223	36.832	182	28.279	188	242
6	1:40.119	35.886	229	36.401	190	27.832	193	238	23	1:41.404	36.403	223	36.694	184	28.307	189	231
7	1:40.325	36.018	229	36.443	187	27.864	197	240	24	1:41.035	36.313	223	36.502	186	28.220	193	230
8	1:39.974	36.073	223	36.083	187	27.818	193	240	25	1:41.250	36.351	223	36.609	184	28.290	190	231
9	1:40.254	35.892	222	36.327	183	28.035	194	238	26	1:41.023	36.357	222	36.423	185	28.243	194	231
10	1:40.412	36.156	229	36.305	186	27.951	197	229	27	1:41.217	36.363	223	36.558	185	28.296	190	231
11	1:40.331	36.046	222	36.264	185	28.021	192	239	28	1:41.400	36.365	223	36.708	185	28.327	186	230
12	1:40.650	36.262	221	36.335	184	28.053	192	229	29	1:41.353	36.252	223	36.689	187	28.412	188	231
13	1:41.723	36.475	223	37.169	183	28.079	193	229	30	1:41.282	36.265	223	36.770	186	28.247	185	231
14	1:40.876	36.215	222	36.390	187	28.271	192	229	31	1:40.958	36.227	222	36.523	189	28.208	194	232
15	1:40.915	36.224	221	36.559	186	28.132	197	229	32	1:41.036	36.157	222	36.500	186	28.379	191	232
16	1:40.916	36.350	221	36.359	186	28.207	192	230	33	1:40.941	36.033	223	36.608	184	28.300	195	233
17	1:41.077	36.329	221	36.488	185	28.260	191	230	34	1:40.970	36.104	224	36.580	182	28.286	191	234

48 Edoardo Mortara , Mercedes-AMG C 63 DTM / CHE

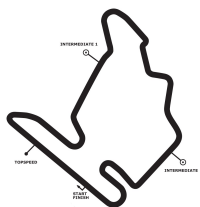
theoretical besttime: 1:39.413

Lap	Time	S1	V1	S2	V2	S3	V3	Vmax	Lap	Time	S1	V1	S2	V2	S3	V3	Vmax
1	1:46.446	41.427	202	37.099	185	27.920	195		18	1:40.049	35.958	224	36.110	188	27.981	192	231
2	1:40.474	35.960	227	36.666	187	27.848	192	232	19	1:39.933	35.894	224	36.157	188	27.882	194	231
3	1:40.079	35.828	224	36.504	187	27.747	197	238	20	1:41.241	36.181	221	37.174	188	27.886	195	231
4	1:39.847	35.758	228	36.413	188	27.676	199	238	21	1:39.796	35.750	229	36.265	189	27.781	197	233
5	1:39.881	35.816	224	36.268	187	27.797	194	239	22	1:39.607	35.721	225	36.060	189	27.826	196	240
6	1:40.074	35.951	225	36.351	191	27.772	193	231	23	1:39.820	35.799	226	36.105	188	27.916	196	233
7	1:39.834	35.923	226	36.189	188	27.722	195	231	24	1:40.000	35.882	226	36.186	188	27.932	197	232
8	1:39.954	35.942	226	36.230	189	27.782	192	231	25	1:39.677	35.800	226	36.016	188	27.861	194	232
9	1:39.989	35.964	225	36.258	188	27.767	193	231	26	1:39.821	35.853	226	36.056	187	27.912	197	233
10	1:39.859	35.952	226	36.143	188	27.764	192	231	27	1:39.844	35.817	225	36.106	189	27.921	193	233
11	1:40.214	36.044	225	36.353	189	27.817	191	230	28	1:40.086	35.866	226	36.214	189	28.006	195	233
12	1:40.301	36.134	224	36.245	185	27.922	192	231	29	1:40.155	35.895	226	36.243	189	28.017	194	234
13	1:39.890	35.918	226	36.075	186	27.897	194	231	30	1:40.301	35.931	226	36.369	189	28.001	194	234
14	1:42.651	35.931	225	36.231	188			231	31	1:40.002	35.854	225	36.182	190	27.966	196	234
15	2:09.452	1:05.526	216	36.246	188	27.680	190		32	1:40.134	35.844	225	36.262	188	28.028	198	235
16	1:39.951	35.944	222	36.299	188	27.708	194	227	33	1:39.999	35.771	226	36.180	191	28.048	193	235
17	1:40.158	35.874	223	36.365	186	27.919	195	231	34	1:40.375	35.916	226	36.414	189	28.045	196	235

51 Nico Müller , Castrol EDGE Audi RS 5 DTM / CHE

theoretical besttime: 1:39.234

Lap	Time	S1	V1	S2	V2	S3	V3	Vmax	Lap	Time	S1	V1	S2	V2	S3	V3	Vmax
1	1:44.787	40.727	224	36.356	187	27.704	192		18	1:40.059	35.986	224	36.191	187	27.882	194	231
2	1:39.943	35.965	225	36.324	187	27.654	193	231	19	1:39.970	35.971	225	36.102	185	27.897	194	232
3	1:39.831	35.907	226	36.275	186	27.649	190	230	20	1:39.964	35.892	225	36.103	188	27.969	187	232
4	1:39.714	35.826	226	36.159	187	27.729	191	230	21	1:39.955	35.808	225	36.182	185	27.965	196	233
5	1:39.642	35.850	225	36.028	187	27.764	192	230	22	1:40.073	35.838	225	36.191	185	28.044	193	232
6	1:39.680	35.877	226	35.990	188	27.813	198	230	23	1:39.992	35.937	226	36.040	185	28.015	192	232
7	1:39.781	35.975	226	35.997	188	27.809	192	230	24	1:39.848	35.867	226	36.037	185	27.944	193	231
8	1:39.757	35.910	226	36.069	186	27.778	190	230	25	1:39.939	35.912	225	36.027	184	28.000	198	232
9	1:39.790	36.047	226	36.065	187	27.678	191	231	26	1:40.071	35.886	226	36.181	187	28.004	194	232
10	1:42.583	35.903	225	36.051	185			230	27	1:39.878	35.949	226	36.028	186	27.901	196	232
11	2:09.019	1:04.502	220	36.883	188	27.634	192		28	1:40.096	36.002	226	36.183	188	27.911	194	233
12	1:41.345	36.772	222	36.775	186	27.798	190	228	29	1:40.021	35.897	227	36.144	186	27.980	194	233
13	1:39.867	36.010	224	36.239	183	27.618	186	229	30	1:40.207	36.009	227	36.246	188	27.952	191	233
14	1:39.401	35.908	224	35.945	188	27.548	194	230	31	1:40.001	35.912	226	36.132	188	27.957	194	233
15	1:39.251	35.806	225	35.880	186	27.565	194	231	32	1:40.016	35.847	226	36.120	185	28.049	192	234
16	1:40.264	35.827	224	36.324	185	28.113	195	231	33	1:40.125	35.833	227	36.136	186	28.156	197	235
17	1:40.302	35.991	224	36.295	188	28.016	197	231	34	1:40.263	35.952	225	36.243	186	28.068	195	235



Lap Analysis race 1, 02.06.2018

53 Jamie Green , Hoffmann Group Audi RS 5 DTM / GBR

theoretical besttime: 1:39.026

Lap	Time	S1	V1	S2	V2	S3	V3	Vmax	Lap	Time	S1	V1	S2	V2	S3	V3	Vmax
1	1:52.742	43.564	216	37.935	180				18	1:40.936	36.065	224	36.668	185	28.203	190	231
2	2:08.272	1:03.762	218	36.870	185	27.640	189		19	1:40.771	36.108	224	36.537	185	28.126	193	232
3	1:39.585	35.838	223	36.279	185	27.468	193	227	20	1:40.844	36.026	224	36.725	185	28.093	193	232
4	1:39.389	35.735	224	36.159	185	27.495	191	229	21	1:40.825	35.960	224	36.622	186	28.243	196	232
5	1:39.120	35.709	224	35.910	188	27.501	193	229	22	1:41.277	36.372	226	36.780	184	28.125	190	233
6	1:39.282	35.830	225	35.849	188	27.603	191	229	23	1:41.053	36.140	225	36.803	185	28.110	191	232
7	1:39.758	35.879	224	36.208	185	27.671	190	230	24	1:40.763	36.006	225	36.649	185	28.108	192	231
8	1:39.937	35.877	225	36.247	187	27.813	191	230	25	1:40.720	35.905	225	36.736	185	28.079	193	231
9	1:40.162	36.047	224	36.342	187	27.773	196	230	26	1:40.719	36.046	225	36.591	183	28.082	192	232
10	1:40.260	35.981	225	36.388	186	27.891	194	230	27	1:40.792	36.020	225	36.638	185	28.134	192	232
11	1:40.502	36.039	224	36.597	184	27.866	190	230	28	1:42.242	36.340	226	36.960	185	28.942	192	233
12	1:40.764	35.997	225	36.664	179	28.103	192	231	29	1:41.186	36.130	225	36.947	183	28.109	194	233
13	1:40.482	35.990	225	36.550	184	27.942	192	231	30	1:40.586	35.891	225	36.717	185	27.978	194	243
14	1:40.671	36.031	224	36.482	183	28.158	193	230	31	1:40.601	36.038	225	36.571	185	27.992	193	234
15	1:40.749	35.990	224	36.609	183	28.150	190	230	32	1:40.457	35.909	225	36.498	186	28.050	196	234
16	1:41.175	36.190	223	36.845	183	28.140	193	231	33	1:40.657	35.976	225	36.607	185	28.074	198	235
17	1:40.928	36.144	224	36.629	184	28.155	195	231	34	1:40.821	35.930	225	36.807	187	28.084	195	234

94 Pascal Wehrlein , Mercedes-AMG C 63 DTM / DEU

theoretical besttime: 1:39.402

Lap	Time	S1	V1	S2	V2	S3	V3	Vmax	Lap	Time	S1	V1	S2	V2	S3	V3	Vmax
1	1:49.953	43.735	202	38.097	182	28.121	189		18	1:41.732	36.424	225	37.141	183	28.167	195	244
2	1:40.469	35.947	225	36.597	183	27.925	198	233	19	1:41.306	36.130	225	36.941	184	28.235	193	234
3	1:43.239	35.753	226	36.666	187			242	20	1:41.060	36.117	225	36.770	185	28.173	195	235
4	2:10.352	1:05.748	219	36.848	183	27.756	196		21	1:41.112	36.069	225	36.852	185	28.191	197	235
5	1:39.962	35.951	225	36.372	182	27.639	191	231	22	1:41.096	36.102	226	36.745	184	28.249	192	234
6	1:39.592	35.902	225	36.056	187	27.634	191	231	23	1:42.056	36.737	224	37.070	184	28.249	191	235
7	1:40.085	35.952	226	36.449	187	27.684	195	232	24	1:40.986	36.001	226	36.810	182	28.175	194	234
8	1:40.238	35.959	226	36.504	185	27.775	198	233	25	1:41.047	36.108	225	36.741	184	28.198	189	235
9	1:40.408	36.337	224	36.294	190	27.777	203	242	26	1:41.050	36.071	226	36.820	183	28.159	195	235
10	1:39.859	35.712	226	36.362	186	27.785	196	242	27	1:41.188	36.101	226	36.950	182	28.137	192	234
11	1:40.240	35.919	226	36.420	186	27.901	198	233	28	1:41.219	36.036	227	36.950	184	28.233	196	235
12	1:40.560	35.973	226	36.680	186	27.907	196	233	29	1:41.228	36.065	227	36.884	183	28.279	200	235
13	1:40.494	36.020	224	36.548	184	27.926	198	242	30	1:40.993	36.001	226	36.959	186	28.033	201	244
14	1:40.293	35.766	226	36.439	184	28.088	196	242	31	1:40.867	35.874	226	36.854	183	28.139	188	244
15	1:40.720	36.066	226	36.664	185	27.990	195	233	32	1:41.002	36.013	225	36.752	184	28.237	196	236
16	1:41.097	36.111	225	36.891	183	28.095	197	243	33	1:41.273	35.993	227	36.780	173	28.500	192	237
17	1:41.444	36.339	224	36.936	183	28.169	196	243	34	1:41.986	36.365	225	37.144	184	28.477	194	236

99 Mike Rockenfeller , Schaeffler Audi RS 5 DTM / DEU

theoretical besttime: 1:39.204

Lap	Time	S1	V1	S2	V2	S3	V3	Vmax	Lap	Time	S1	V1	S2	V2	S3	V3	Vmax
1	1:52.700	44.315	195	39.884	180	28.501	195		18	1:40.481	35.954	225	36.388	183	28.139	191	231
2	1:41.718	36.320	225	37.435	185	27.963	196	231	19	1:40.774	36.057	225	36.559	184	28.158	193	232
3	1:40.651	36.089	227	36.820	186	27.742	191	231	20	1:40.650	36.083	226	36.370	185	28.197	195	232
4	1:39.796	35.841	227	36.243	185	27.712	193	231	21	1:40.461	36.029	225	36.303	186	28.129	192	233
5	1:40.221	35.895	226	36.487	187	27.839	192	231	22	1:40.531	35.997	226	36.331	186	28.203	195	232
6	1:40.211	35.945	226	36.397	187	27.869	191	231	23	1:40.753	36.027	227	36.562	183	28.164	195	232
7	1:40.322	35.982	226	36.393	187	27.947	194	231	24	1:40.789	36.073	227	36.505	186	28.211	193	232
8	1:40.792	36.088	227	36.791	186	27.913	192	231	25	1:40.435	35.968	226	36.462	186	28.005	191	232
9	1:40.524	36.103	226	36.461	186	27.960	193	231	26	1:40.687	35.996	226	36.548	185	28.143	195	232
10	1:40.716	36.125	227	36.625	187	27.966	191	231	27	1:43.502	36.040	226	36.382	186			232
11	1:41.098	36.226	227	36.847	185	28.025	192	231	28	2:07.496	1:03.462	224	36.482	190	27.552	194	
12	1:40.888	36.138	226	36.711	182	28.039	192	232	29	1:40.661	35.911	226	36.879	186	27.871	192	231
13	1:40.716	35.990	233	36.671	186	28.055	197	233	30	1:40.263	35.945	225	36.545	187	27.773	196	232
14	1:40.779	35.952	226	36.798	183	28.029	197	241	31	1:39.268	35.674	225	36.052	188	27.542	195	234
15	1:40.489	35.911	226	36.474	184	28.104	196	242	32	1:39.453	35.610	226	36.114	188	27.729	195	235
16	1:40.510	35.787	225	36.465	183	28.258	190	240	33	1:40.408	35.782	229	36.685	189	27.941	198	243
17	1:40.675	35.981	225	36.439	185	28.255	193	231	34	1:41.030	36.697	223	36.467	189	27.866	199	245