

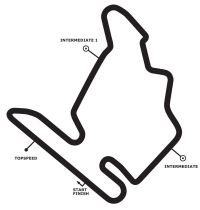
Lap Analysis race 2, 03.06.2018

2 Gary Paffett , Mercedes-AMG C 63 DTM / GBR										theoretical besttime: 1:38.907								
Lap	Time	S1	V1	S2	V2	S3	V3	Vmax		Lap	Time	S1	V1	S2	V2	S3	V3	Vmax
1	1:45.915	41.398	213	36.906	188	27.611	<b>198</b>			14	1:39.317	35.708	225	<b>35.821</b>	186	27.788	198	230
2	1:39.607	35.769	226	36.234	189	27.604	198	231		15	1:39.518	35.788	226	35.906	185	27.824	192	232
3	1:39.578	<b>35.525</b>	<b>227</b>	36.466	189	27.587	197	238		16	1:39.762	35.831	227	35.970	<b>190</b>	27.961	196	233
4	1:42.009	35.614	217	38.730	187	27.665	193	<b>242</b>		17	1:39.975	35.882	227	36.094	187	27.999	191	233
5	1:51.050	37.531	191	43.656	171	29.863	186	233		18	1:40.309	36.025	225	36.191	185	28.093	191	234
6	1:57.906	40.357	177	44.431	179	33.118	181	232		19	1:40.354	35.942	225	36.347	183	28.065	198	233
7	2:00.227	41.467	174	45.041	167	33.719	187	228		20	1:40.220	35.888	226	36.238	187	28.094	193	234
8	34:30.075	56.020	98	1:03.866	103	32:30	28	206		21	1:40.605	36.074	226	36.328	186	28.203	192	234
9	2:28.845	55.002	153	52.253	121	41.590	188	121		22	1:40.815	36.154	226	36.549	188	28.112	196	234
10	1:53.888	38.747	214	43.972	142	31.169	183	226		23	1:40.717	36.060	226	36.478	187	28.179	196	234
11	1:53.763	38.334	216	41.262	172			228		24	1:41.397	36.258	225	36.831	182	28.308	193	234
12	2:16.281	1:11.593	221	36.772	185	27.916	194			25	1:41.702	36.347	225	36.948	186	28.407	191	234
13	<b>1:39.265</b>	35.882	224	35.822	187	<b>27.561</b>	196	230		26	1:42.936	36.554	216	37.291	183	29.091	186	233

3 Paul Di Resta , Mercedes-AMG C 63 DTM / GBR										theoretical besttime: 1:38.778								
Lap	Time	S1	V1	S2	V2	S3	V3	Vmax		Lap	Time	S1	V1	S2	V2	S3	V3	Vmax
1	1:44.794	40.703	224	36.419	186	27.672	195			14	1:39.690	35.701	225	36.176	187	27.813	193	233
2	1:39.221	35.655	<b>226</b>	36.113	<b>190</b>	27.453	197	231		15	1:40.078	35.684	225	36.497	186	27.897	193	235
3	1:39.630	<b>35.381</b>	226	36.584	186	27.665	197	241		16	1:40.282	35.759	226	36.576	187	27.947	196	235
4	1:41.803	35.728	219	38.627	187	<b>27.448</b>	193	232		17	1:39.920	35.700	226	36.265	185	27.955	196	235
5	1:52.000	38.135	186	44.015	170	29.850	189	233		18	1:40.728	35.817	226	36.895	186	28.016	195	242
6	1:57.633	40.556	174	44.498	178	32.579	186	232		19	1:40.729	35.880	224	36.787	183	28.062	<b>201</b>	244
7	2:02.664	41.161	177	44.928	159			229		20	1:41.866	35.858	223	37.429	181	28.579	<b>201</b>	244
8	34:42.792	32:46	199	39.501	152	1:17.134	84			21	1:41.566	36.452	223	36.913	185	28.201	193	244
9	2:20.162	54.022	160	51.942	82	34.198	196	114		22	1:40.597	35.679	225	36.676	184	28.242	197	<b>246</b>
10	1:42.517	36.165	223	38.507	183	27.845	198	233		23	1:40.775	35.824	223	36.779	185	28.172	197	245
11	1:39.447	35.529	225	36.312	185	27.606	197	234		24	1:40.218	35.635	226	36.452	185	28.131	195	244
12	1:39.324	35.580	226	36.086	183	27.658	196	233		25	1:39.326	35.518	225	36.004	188	27.804	196	243
13	<b>1:39.202</b>	35.540	225	<b>35.949</b>	187	27.713	195	233		26	1:39.441	35.512	226	35.978	184	27.951	191	244

4 Robin Frijns , Aral Ultimate Audi RS 5 DTM / NLD										theoretical besttime: 1:38.321								
Lap	Time	S1	V1	S2	V2	S3	V3	Vmax		Lap	Time	S1	V1	S2	V2	S3	V3	Vmax
1	1:47.864	42.546	216	37.404	184	27.914	194			14	1:38.908	35.482	225	35.785	187	27.641	194	238
2	1:40.062	35.836	<b>226</b>	36.492	186	27.734	192	229		15	1:39.534	35.757	225	35.995	187	27.782	195	231
3	1:39.737	35.851	225	36.172	<b>189</b>	27.714	193	230		16	1:40.366	35.670	225	36.453	188	28.243	197	238
4	1:41.789	35.947	224	38.289	185	27.553	197	231		17	1:40.883	35.926	225	36.771	184	28.186	194	241
5	1:50.246	37.444	206	43.688	174	29.114	195	238		18	1:40.926	35.848	226	36.561	185	28.517	195	234
6	1:57.708	40.503	189	44.079	174	33.126	188	229		19	1:41.065	36.031	225	36.774	185	28.260	195	241
7	2:04.672	42.030	181	45.622	156			226		20	1:40.737	35.815	224	36.654	186	28.268	196	<b>242</b>
8	34:42.433	32:52	209	39.125	164	1:10.343	77			21	1:41.542	35.962	226	37.262	183	28.318	197	242
9	2:19.039	53.544	177	51.149	105	34.346	194	119		22	1:41.284	35.960	226	37.043	183	28.281	194	242
10	1:43.408	35.884	225	39.007	143	28.517	191	230		23	1:40.977	35.938	226	36.847	187	28.192	197	242
11	<b>1:38.574</b>	35.560	225	35.739	182	<b>27.275</b>	197	230		24	1:41.162	36.009	226	36.765	185	28.388	196	242
12	1:39.447	35.458	226	36.037	183	27.952	196	236		25	1:41.034	35.899	225	36.895	185	28.240	191	242
13	1:38.624	<b>35.427</b>	223	<b>35.619</b>	188	27.578	197	238		26	1:41.458	36.000	225	37.003	184	28.455	<b>199</b>	240

7 Bruno Spengler , BMW Bank M4 DTM / CAN										theoretical besttime: 1:39.032								
Lap	Time	S1	V1	S2	V2	S3	V3	Vmax		Lap	Time	S1	V1	S2	V2	S3	V3	Vmax
1	1:50.952	44.162	185	38.703	185	28.087	190			14	1:40.085	35.919	224	36.243	189	27.923	194	235
2	1:40.218	35.870	224	36.447	188	27.901	193	228		15	1:40.135	35.704	<b>228</b>	36.429	189	28.002	196	240
3	1:40.045	35.674	227	36.518	189	27.853	189	240		16	1:40.333	35.706	227	36.563	187	28.064	196	241
4	1:41.663	35.848	215	38.217	187	27.598	196	240		17	1:40.666	35.997	227	36.573	<b>191</b>	28.096	195	<b>242</b>
5	1:49.955	38.025	183	42.809	174	29.121	194	229		18	1:40.694	35.950	224	36.600	187	28.144	197	242
6	1:59.486	40.440	179	43.212	183			228		19	1:40.733	35.952	224	36.555	188	28.226	198	240
7	3:29.292	1:41.050	186	47.635	78	1:00.607	20			20	1:42.086	36.048	215	37.226	184	28.812	192	241
8	33:04.428	30:53	174	41.652	115	1:29.468	74	97		21	1:41.447	36.303	224	36.788	187	28.356	194	241
9	2:22.580	54.757	149	51.931	89	35.892	190	135		22	1:40.800	35.859	228	36.723	186	28.218	<b>201</b>	242
10	1:42.372	36.354	214	38.309	181	27.709	186	229		23	1:40.859	35.856	226	36.823	184	28.180	191	242
11	1:39.600	35.852	223	36.170	185	<b>27.578</b>	193	230		24	1:41.590	36.346	225	36.841	186	28.403	197	235
12	<b>1:39.319</b>	35.658	224	<b>36.002</b>	188	27.659	197	229		25	1:41.093	35.958	224	36.787	184	28.348	197	242
13	1:39.377	<b>35.452</b>	223	36.119	188	27.806	193	240		26	1:41.502	36.205	224	36.808	184	28.489	186	233



Lap Analysis race 2, 03.06.2018

**11 Marco Wittmann , BMW Driving Experience M4 DTM / DEU**

**theoretical besttime: 1:38.807**

Lap	Time	S1	V1	S2	V2	S3	V3	Vmax	Lap	Time	S1	V1	S2	V2	S3	V3	Vmax
1	1:49.344	43.547	211	37.780	184	28.017	194		14	<b>1:38.854</b>	<b>35.354</b>	229	<b>35.862</b>	188	27.638	196	240
2	1:40.201	36.046	225	36.418	188	27.737	193	229	15	1:39.125	35.500	224	35.967	186	27.658	184	240
3	1:39.867	35.791	225	36.403	<b>189</b>	27.673	193	240	16	1:39.324	35.756	225	35.917	188	27.651	193	231
4	1:41.599	35.671	224	38.064	186	27.864	192	240	17	1:39.527	35.714	225	36.097	188	27.716	191	231
5	1:52.978	37.509	193	43.744	170			231	18	1:39.617	35.744	225	36.119	189	27.754	198	232
6	2:34.381	1:16.847	190	44.248	165	33.286	179		19	1:39.635	35.751	224	36.093	188	27.791	199	232
7	2:06.309	40.704	186	44.363	156	41.242	40	222	20	1:39.760	35.732	<b>230</b>	36.194	187	27.834	198	232
8	33:47.236	31:35	161	40.764	138	1:31.069	87	91	21	1:39.550	35.583	224	36.226	189	27.741	197	<b>242</b>
9	2:24.389	54.902	177	52.026	112	37.461	193	119	22	1:39.673	35.601	225	36.239	188	27.833	195	242
10	1:41.353	37.200	219	36.531	180	27.622	<b>202</b>	231	23	1:39.106	35.518	224	35.907	187	27.681	190	241
11	1:39.696	35.827	225	36.207	185	27.662	194	230	24	1:39.704	35.785	224	36.054	187	27.865	193	232
12	1:39.796	35.752	225	36.304	186	27.740	192	231	25	1:39.776	35.900	223	36.047	188	27.829	197	232
13	1:39.274	35.634	223	36.049	188	<b>27.591</b>	198	230	26	1:40.055	35.897	222	36.202	185	27.956	193	231

**15 Augusto Farfus , Shell BMW M4 DTM / BRA**

**theoretical besttime: 1:38.891**

Lap	Time	S1	V1	S2	V2	S3	V3	Vmax	Lap	Time	S1	V1	S2	V2	S3	V3	Vmax
1	1:48.391	43.182	216	37.047	184	28.162	186		14	1:40.005	35.806	227	36.301	<b>190</b>	27.898	<b>203</b>	241
2	1:42.988	35.746	228	36.377	189			235	15	1:40.145	35.678	228	36.458	187	28.009	194	241
3	2:08.064	1:04.047	219	36.547	189	<b>27.470</b>	186		16	1:40.280	35.672	<b>230</b>	36.567	187	28.041	200	242
4	1:50.111	36.909	202	42.151	183			225	17	1:40.694	35.924	230	36.694	187	28.076	200	<b>243</b>
5	2:25.111	1:08.853	195	43.630	169	32.628	187		18	1:40.698	35.844	224	36.729	187	28.125	194	242
6	1:59.657	40.943	199	44.917	163	33.797	179	222	19	1:40.676	35.935	227	36.577	190	28.164	194	242
7	32:22.082	41.342	161	51.155	125	30:49		221	20	1:42.013	35.944	218	37.340	186	28.729	196	242
8	3:01.579	50.886	177	41.867	109	1:28.826	71	119	21	1:41.564	36.358	224	36.845	187	28.361	195	242
9	2:21.634	54.597	140	52.042	77	34.995	189	114	22	1:41.227	36.202	222	36.826	189	28.199	191	241
10	1:41.711	36.140	221	37.762	178	27.809	197	228	23	1:40.945	36.022	223	36.726	186	28.197	192	243
11	1:39.673	35.781	224	36.277	187	27.615	192	230	24	1:41.091	36.061	224	36.600	187	28.430	197	233
12	<b>1:39.347</b>	35.770	224	<b>36.017</b>	188	27.560	199	237	25	1:41.144	36.002	223	36.766	182	28.376	192	234
13	1:39.358	<b>35.404</b>	228	36.105	186	27.849	194	241	26	1:41.405	36.124	224	36.798	183	28.483	195	233

**16 Timo Glock , DEUTSCHE POST BMW M4 DTM / DEU**

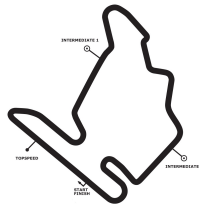
**theoretical besttime: 1:38.716**

Lap	Time	S1	V1	S2	V2	S3	V3	Vmax	Lap	Time	S1	V1	S2	V2	S3	V3	Vmax
1	1:54.681	45.083	214	38.473	176				14	1:39.866	35.696	223	36.301	186	27.869	196	<b>241</b>
2	2:10.114	1:04.680	221	37.757	185	27.677	185		15	1:39.507	35.530	225	36.195	187	27.782	199	240
3	<b>1:38.908</b>	<b>35.449</b>	225	36.136	<b>189</b>	<b>27.323</b>	194	235	16	1:40.456	35.682	227	36.447	189	28.327	199	232
4	1:46.633	36.585	202	42.054	181	27.994	195	229	17	1:39.570	35.650	<b>231</b>	36.077	189	27.843	197	241
5	1:52.511	38.627	207	43.031	174	30.853	190	235	18	1:39.406	35.575	223	36.059	188	27.772	196	241
6	1:57.991	40.338	191	44.361	156	33.292	179	225	19	1:39.587	35.789	223	<b>35.944</b>	186	27.854	193	231
7	2:08.591	41.349	193	45.012	150	42.230	41	223	20	1:39.968	35.875	223	36.111	186	27.982	<b>200</b>	231
8	33:43.375	31:31	165	41.871	150	1:29.545	90	90	21	1:39.799	35.889	224	36.053	187	27.857	195	232
9	2:24.155	55.280	152	51.700	106	37.175	197	123	22	1:39.734	35.837	224	35.979	188	27.918	194	232
10	1:42.670	37.074	205	38.038	183	27.558	189	230	23	1:39.903	35.907	224	36.162	187	27.834	195	231
11	1:38.983	35.517	225	36.015	184	27.451	193	230	24	1:40.295	35.858	224	36.407	187	28.030	193	232
12	1:39.458	35.603	226	36.068	188	27.787	191	230	25	1:39.799	35.859	224	35.989	187	27.951	197	232
13	1:39.773	35.688	224	36.227	183	27.858	196	231	26	1:40.266	35.899	223	36.279	183	28.088	188	232

**22 Lucas Auer , Mercedes-AMG C 63 DTM / AUT**

**theoretical besttime: 1:38.674**

Lap	Time	S1	V1	S2	V2	S3	V3	Vmax	Lap	Time	S1	V1	S2	V2	S3	V3	Vmax
1	1:43.110	39.894	224	<b>35.754</b>	<b>189</b>	<b>27.462</b>	193		14	1:40.017	35.612	225	36.473	185	27.932	200	242
2	<b>1:39.020</b>	35.634	225	35.847	187	27.539	193	229	15	1:40.066	35.586	226	36.495	188	27.985	194	242
3	1:39.852	35.707	226	36.538	187	27.607	194	230	16	1:41.156	35.784	226	36.625	183	28.747	198	243
4	1:42.217	35.791	216	38.522	187	27.904	192	231	17	1:40.676	35.933	226	36.731	185	28.012	195	243
5	1:52.805	38.625	190	44.327	165	29.853	191	230	18	1:40.536	35.645	226	36.822	185	28.069	193	<b>244</b>
6	1:59.403	39.770	191	44.002	170			230	19	1:40.876	36.050	226	36.702	184	28.124	196	241
7	33:37.706	2:01.012	177	50.092	123	30:46			20	1:41.175	35.764	224	37.023	186	28.388	197	243
8	3:02.902	52.042	165	41.785	134	1:29.075	79	114	21	1:41.913	36.278	220	37.341	185	28.294	196	242
9	2:22.058	54.628	158	51.864	88	35.566	191	127	22	1:40.986	35.964	225	36.802	186	28.220	<b>202</b>	244
10	1:43.596	36.300	218	39.616	182	27.680	194	233	23	1:41.053	35.936	226	36.929	186	28.188	198	244
11	1:39.361	35.637	226	36.214	184	27.510	196	232	24	1:40.955	35.828	227	36.915	184	28.212	197	244
12	1:39.118	35.531	227	36.026	186	27.561	196	231	25	1:41.137	35.932	226	36.924	184	28.281	197	244
13	1:39.278	<b>35.458</b>	225	36.085	187	27.735	199	238	26	1:41.368	36.176	<b>231</b>	36.877	184	28.315	193	234



Lap Analysis race 2, 03.06.2018

**23 Daniel Juncadella , Mercedes-AMG C 63 DTM / ESP**

**theoretical besttime: 1:38.178**

Lap	Time	S1	V1	S2	V2	S3	V3	Vmax	Lap	Time	S1	V1	S2	V2	S3	V3	Vmax
1	1:46.579	41.886	218	36.883	184	27.810	198		14	1:38.477	<b>35.285</b>	225	35.574	<b>191</b>	27.618	194	240
2	1:39.618	35.824	226	36.185	186	27.609	190	232	15	1:38.746	35.551	226	35.636	188	27.559	194	231
3	1:39.742	35.579	<b>227</b>	36.486	188	27.677	199	238	16	1:38.845	35.555	226	35.636	188	27.654	<b>202</b>	233
4	1:41.895	35.499	224	38.667	188	27.729	197	<b>241</b>	17	1:39.097	35.632	226	35.771	189	27.694	193	233
5	1:51.422	38.505	185	43.987	176	28.930	197	232	18	1:39.329	35.612	226	35.892	182	27.825	190	234
6	1:57.560	40.341	176	44.474	177	32.745	190	232	19	1:42.464	35.710	226	35.870	187			234
7	2:00.112	41.120	179	45.410	162	33.582	185	229	20	2:12.669	1:09.235	222	35.935	186	27.499	198	
8	34:30.271	56.172	101	1:04.011	94	32:30	51	221	21	1:38.999	35.857	225	35.634	189	27.508	194	232
9	2:28.085	55.111	141	52.190	121	40.784	199	107	22	1:38.510	35.562	225	<b>35.543</b>	190	27.405	193	233
10	1:39.497	35.996	225	36.151	180	<b>27.350</b>	195	229	23	1:38.541	35.439	226	35.603	191	27.499	197	235
11	1:38.608	35.374	226	35.834	183	27.400	195	232	24	1:39.045	35.653	227	35.718	187	27.674	198	235
12	1:38.918	35.532	227	35.887	185	27.499	195	232	25	1:39.049	35.508	227	35.770	187	27.771	193	235
13	<b>1:38.417</b>	35.408	225	35.591	189	27.418	197	241	26	1:40.214	35.671	227	36.243	186	28.300	197	235

**25 Philipp Eng , SAMSUNG BMW M4 DTM / AUT**

**theoretical besttime: 1:39.225**

Lap	Time	S1	V1	S2	V2	S3	V3	Vmax	Lap	Time	S1	V1	S2	V2	S3	V3	Vmax
1	1:50.061	43.816	187	38.277	187	27.968	190		14	1:40.480	36.188	224	36.346	187	27.946	192	230
2	1:40.467	35.977	222	36.706	186	27.784	191	236	15	1:40.126	35.943	223	36.205	184	27.978	185	229
3	1:40.107	35.725	223	36.579	184	27.803	192	<b>241</b>	16	1:40.814	35.951	223	36.319	188	28.544	196	231
4	1:41.493	35.964	219	37.818	187	<b>27.711</b>	191	231	17	1:40.946	36.269	224	36.556	185	28.121	190	233
5	1:49.917	37.600	189	43.212	173	29.105	193	230	18	1:40.369	35.980	223	36.394	188	27.995	196	232
6	1:58.918	39.888	184	43.703	179			230	19	1:40.526	36.023	222	36.408	187	28.095	191	232
7	2:39.873	1:11.147	200	43.733	159	44.993	30		20	1:40.697	36.074	221	36.448	181	28.175	195	231
8	33:49.785	31:38	180	40.010	158	1:31.638	72	100	21	1:40.347	36.000	222	36.239	187	28.108	193	232
9	2:25.399	55.477	169	51.794	118	38.128	191	102	22	1:40.673	36.286	221	36.306	188	28.081	192	232
10	1:41.217	36.754	220	36.608	183	27.855	194	232	23	1:40.293	35.945	222	36.363	187	27.985	<b>198</b>	231
11	1:39.788	35.697	224	36.288	182	27.803	189	231	24	1:40.670	36.001	223	36.489	186	28.180	189	232
12	1:39.729	35.681	<b>229</b>	36.256	<b>188</b>	27.792	193	230	25	1:40.460	35.966	222	36.325	188	28.169	193	232
13	<b>1:39.374</b>	<b>35.479</b>	221	<b>36.035</b>	185	27.860	194	239	26	1:41.057	36.167	221	36.643	185	28.247	191	232

**28 Loic Duval , Audi Sport RS 5 DTM / FRA**

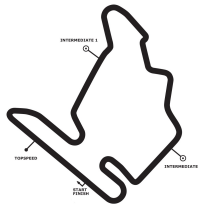
**theoretical besttime: 1:39.024**

Lap	Time	S1	V1	S2	V2	S3	V3	Vmax	Lap	Time	S1	V1	S2	V2	S3	V3	Vmax
1	1:48.838	43.515	215	37.257	185	28.066	189		14	1:39.517	35.826	224	<b>35.918</b>	186	27.773	195	227
2	1:39.959	36.067	225	36.267	187	27.625	192	227	15	1:39.786	35.942	223	36.053	187	27.791	198	227
3	1:39.673	35.979	<b>231</b>	36.211	<b>189</b>	27.483	191	227	16	1:40.051	36.023	224	36.149	186	27.879	192	229
4	1:41.932	<b>35.734</b>	224	38.433	185	27.765	193	239	17	1:40.111	36.040	225	36.169	185	27.902	184	230
5	1:50.118	37.631	188	43.680	174	28.807	192	229	18	1:40.361	35.968	225	36.215	185	28.178	193	231
6	1:57.163	40.054	191	44.043	176	33.066	184	228	19	1:41.007	35.951	225	36.843	183	28.213	193	238
7	2:03.559	41.592	183	45.254	163			224	20	1:40.980	36.037	224	36.771	184	28.172	<b>201</b>	242
8	34:41.547	32:51	198	40.986	151	1:09.357	81		21	1:41.337	36.068	224	36.954	186	28.315	195	242
9	2:19.586	54.001	170	51.410	109	34.175	187	125	22	1:41.306	36.028	225	37.050	183	28.228	190	<b>244</b>
10	1:43.148	36.174	221	38.817	159	28.157	191	227	23	1:41.022	35.902	225	36.949	186	28.171	194	242
11	<b>1:39.266</b>	35.818	225	36.076	185	<b>27.372</b>	187	228	24	1:41.001	36.017	225	36.766	186	28.218	200	242
12	1:39.928	35.772	225	36.210	181	27.946	185	227	25	1:41.174	36.013	225	36.903	183	28.258	198	244
13	1:40.133	36.316	223	36.073	185	27.744	190	228	26	1:41.398	36.135	224	36.899	184	28.364	188	242

**33 René Rast , Audi Sport RS 5 DTM / DEU**

**theoretical besttime: 1:38.679**

Lap	Time	S1	V1	S2	V2	S3	V3	Vmax	Lap	Time	S1	V1	S2	V2	S3	V3	Vmax
1	1:46.995	41.907	216	37.186	186	27.902	192		14	<b>1:38.829</b>	35.536	223	35.756	187	27.537	192	229
2	1:39.717	35.793	225	36.377	187	27.547	192	238	15	1:38.888	35.588	225	35.768	186	27.532	<b>199</b>	230
3	1:39.934	35.657	225	36.566	185	27.711	196	241	16	1:39.288	35.664	225	35.949	186	27.675	194	232
4	1:41.699	35.606	211	38.634	<b>189</b>	<b>27.459</b>	198	238	17	1:39.188	35.650	225	35.898	188	27.640	195	232
5	1:50.170	37.810	190	43.554	174	28.806	191	240	18	1:39.392	35.664	225	35.963	187	27.765	191	233
6	1:57.702	40.491	175	44.348	175	32.863	181	230	19	1:40.245	35.701	225	36.462	186	28.082	191	234
7	2:02.366	40.989	181	44.743	164			227	20	1:40.891	35.944	225	36.854	183	28.093	196	234
8	34:42.929	32:49	188	40.431	152	1:13.098	82		21	1:41.245	35.954	225	37.069	181	28.222	192	244
9	2:19.975	54.590	140	51.311	94	34.074	195	115	22	1:41.312	36.041	225	37.068	185	28.203	199	244
10	1:51.670	36.279	220	46.521	98	28.870	191	230	23	1:41.037	35.865	<b>226</b>	36.929	186	28.243	197	244
11	1:39.510	35.655	224	36.373	182	27.482	197	229	24	1:41.125	36.061	223	36.885	184	28.179	196	<b>245</b>
12	1:38.833	<b>35.494</b>	224	35.848	181	27.491	192	229	25	1:41.096	35.820	226	37.018	183	28.258	198	244
13	1:38.872	35.620	223	<b>35.726</b>	188	27.526	195	229	26	1:41.484	35.944	225	37.086	186	28.454	194	243



Lap Analysis race 2, 03.06.2018

**47 Joel Eriksson , BMW M4 DTM / SWE**

**theoretical besttime: 1:39.173**

Lap	Time	S1	V1	S2	V2	S3	V3	Vmax	Lap	Time	S1	V1	S2	V2	S3	V3	Vmax
1	1:54.106	44.371	190	38.824	183				14	1:39.915	35.744	225	36.140	185	28.031	190	240
2	2:10.265	1:04.207	219	38.481	<b>187</b>	27.577	195		15	1:40.676	36.247	229	36.402	185	28.027	197	232
3	1:40.163	36.309	214	36.317	186	<b>27.537</b>	192	228	16	1:40.416	35.713	230	36.475	186	28.228	199	241
4	1:46.356	36.359	201	41.934	181	28.063	193	237	17	1:40.649	35.844	230	36.613	183	28.192	193	<b>243</b>
5	1:52.388	38.392	198	42.979	173	31.017	184	240	18	1:40.794	35.764	224	36.678	183	28.352	<b>201</b>	243
6	1:58.201	40.491	196	44.320	155	33.390	178	226	19	1:40.564	35.795	224	36.437	183	28.332	196	242
7	2:12.998	41.584	190	45.375	159	46.039	29	225	20	1:43.197	36.868	221		1:06.329	190	231	
8	33:39.243	31:27	170	41.319	147	1:29.927	81	92	21	1:41.079	36.086	224	36.696	181	28.297	197	240
9	2:23.607	55.510	132	51.429	100	36.668	198	121	22	1:40.806	35.914	224	36.661	185	28.231	197	242
10	1:41.154	36.809	206	36.661	181	27.684	193	232	23	1:40.812	36.085	225	36.565	185	28.162	192	232
11	<b>1:39.411</b>	35.717	224	<b>36.030</b>	183	27.664	191	231	24	1:41.021	36.111	224	36.561	184	28.349	196	233
12	1:39.797	35.684	<b>230</b>	36.256	184	27.857	198	237	25	1:41.633	36.307	224	36.926	183	28.400	191	231
13	1:39.863	<b>35.606</b>	224	36.375	182	27.882	193	240	26	1:41.461	36.289	223	36.759	183	28.413	195	232

**48 Edoardo Mortara , Mercedes-AMG C 63 DTM / CHE**

**theoretical besttime: 1:39.128**

Lap	Time	S1	V1	S2	V2	S3	V3	Vmax	Lap	Time	S1	V1	S2	V2	S3	V3	Vmax
1	1:45.425	41.201	221	36.553	188	27.671	194		14	1:39.709	35.448	226	36.411	187	27.850	200	242
2	1:39.438	35.637	228	36.329	189	<b>27.472</b>	197	230	15	1:39.830	35.500	<b>231</b>	36.535	188	27.795	202	242
3	1:39.579	35.391	230	36.542	<b>190</b>	27.646	194	239	16	1:40.579	35.680	227	36.749	183	28.150	200	244
4	1:41.866	35.647	220	38.631	188	27.588	195	238	17	1:40.855	35.856	225	36.877	190	28.122	198	<b>246</b>
5	1:51.539	37.541	183	44.002	174	29.996	189	232	18	1:41.137	35.636	229	36.973	184	28.528	198	246
6	1:56.654	39.990	181	44.013	174	32.651	185	230	19	1:40.785	35.804	227	36.880	185	28.101	199	245
7	2:02.014	41.218	180	44.938	157			228	20	1:40.811	35.847	228	36.741	183	28.223	196	238
8	34:43.237	32:46	197	40.151	151	1:16.798	88		21	1:41.537	35.997	223	37.333	184	28.207	197	238
9	2:20.409	53.939	148	52.014	80	34.456	197	105	22	1:41.298	35.912	224	37.196	188	28.190	200	244
10	1:43.536	36.123	224	39.747	183	27.666	194	236	23	1:41.078	35.855	227	37.017	187	28.206	200	244
11	1:39.578	35.566	226	36.472	186	27.540	197	236	24	1:41.040	35.843	228	36.840	185	28.357	195	246
12	1:39.414	35.390	228	36.491	185	27.533	198	235	25	1:40.990	35.817	229	36.933	187	28.240	201	239
13	<b>1:39.253</b>	<b>35.380</b>	227	<b>36.276</b>	188	27.597	<b>202</b>	243	26	1:41.466	35.982	227	37.059	186	28.425	198	238

**51 Nico Müller , Castrol EDGE Audi RS 5 DTM / CHE**

**theoretical besttime: 1:38.490**

Lap	Time	S1	V1	S2	V2	S3	V3	Vmax	Lap	Time	S1	V1	S2	V2	S3	V3	Vmax
1	1:47.564	42.292	224	37.330	185	27.942	193		14	1:39.501	35.764	225	35.771	186	27.966	193	229
2	1:39.971	35.832	<b>226</b>	36.381	187	27.758	194	236	15	1:38.836	35.676	225	35.601	188	27.559	193	229
3	1:39.696	35.629	225	36.297	187	27.770	193	241	16	1:39.063	35.764	226	35.703	189	27.596	198	232
4	1:42.792	35.923	213	39.130	186	27.739	194	231	17	1:38.871	35.668	225	35.581	<b>191</b>	27.622	199	232
5	1:50.287	37.755	190	43.541	171	28.991	194	237	18	1:39.157	35.662	226	35.816	185	27.679	199	233
6	1:57.844	40.691	186	44.147	176	33.006	180	230	19	1:39.415	35.754	225	35.903	189	27.758	195	233
7	2:01.637	41.883	187	45.542	161	34.212	182	228	20	1:39.484	35.663	225	36.106	188	27.715	<b>202</b>	238
8	34:28.407	54.328	80	1:04.005	82	32:30	62	224	21	<b>1:38.683</b>	<b>35.490</b>	225	<b>35.577</b>	187	27.616	198	<b>242</b>
9	2:27.368	55.347	183	52.508	111	39.513	195	97	22	1:39.319	35.718	225	35.624	189	27.977	197	231
10	1:40.687	36.307	223	36.561	162	27.819	189	230	23	1:42.043	35.813	225	35.783	189			232
11	1:39.514	35.731	225	36.227	186	27.556	191	229	24	2:08.282	1:04.527	221	36.230	188	27.525	188	
12	1:38.969	35.772	225	35.691	187	27.506	194	229	25	1:38.824	35.506	224	35.895	188	<b>27.423</b>	194	239
13	1:39.024	35.688	225	35.809	186	27.527	197	229	26	1:39.756	35.565	226	36.100	187	28.091	195	240

**53 Jamie Green , Hoffmann Group Audi RS 5 DTM / GBR**

**theoretical besttime: 1:38.359**

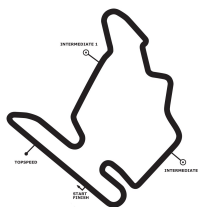
Lap	Time	S1	V1	S2	V2	S3	V3	Vmax	Lap	Time	S1	V1	S2	V2	S3	V3	Vmax
1	1:49.770	43.625	192	38.166	187	27.979	190		14	1:39.352	35.445	225	36.188	187	27.719	193	240
2	1:40.304	35.955	<b>226</b>	36.706	185	27.643	193	230	15	1:39.285	35.744	225	35.958	185	27.583	190	230
3	1:40.056	35.703	226	36.668	188	27.685	188	<b>241</b>	16	1:39.251	35.733	225	35.880	188	27.638	193	231
4	1:41.398	35.858	225	37.948	188	27.592	192	230	17	1:39.434	35.745	225	35.991	188	27.698	195	232
5	1:50.250	37.821	194	43.280	176	29.149	192	230	18	1:39.649	35.825	224	36.015	188	27.809	196	232
6	1:56.520	39.973	197	43.693	177	32.854	183	230	19	1:39.934	35.815	224	36.193	179	27.926	192	232
7	2:01.968	42.048	178	45.740	158	34.180	183	228	20	1:39.816	35.714	224	36.219	184	27.883	195	232
8	34:29.850	54.427	85	1:04.391	86	32:31	75	225	21	1:39.689	35.781	225	36.124	185	27.784	191	232
9	2:25.695	54.770	174	52.226	105	38.699	193	109	22	1:42.281	35.752	225	36.034	<b>190</b>			232
10	1:40.936	36.583	222	36.631	178	27.722	197	231	23	2:07.976	1:04.441	218	36.155	188	<b>27.380</b>	194	
11	1:39.491	35.741	224	36.261	183	27.489	191	231	24	1:38.749	35.549	224	35.812	186	27.388	193	230
12	1:39.274	35.645	225	36.206	184	27.423	196	236	25	<b>1:38.562</b>	35.481	223	35.661	190	27.420	194	232
13	1:39.135	<b>35.399</b>	222	36.195	188	27.541	<b>203</b>	240	26	1:38.602	35.481	224	<b>35.580</b>	187	27.541	193	232

# DTM Budapest

Hungaroring, length 4381 m

01. - 03.06.2018

DTM



# DTM

-Reg.No.: K-216/2018.05.09.

## Lap Analysis race 2, 03.06.2018

### 94 Pascal Wehrlein , Mercedes-AMG C 63 DTM / DEU

theoretical besttime: 1:38.168

Lap	Time	S1	V1	S2	V2	S3	V3	Vmax	Lap	Time	S1	V1	S2	V2	S3	V3	Vmax
1	1:43.932	40.348	225	36.047	189	27.537	196		14	1:39.286	35.791	225	35.830	188	27.665	189	231
2	1:39.130	35.614	226	36.023	189	27.493	<b>202</b>	230	15	1:39.038	35.565	226	35.848	187	27.625	198	231
3	1:39.821	35.443	226	36.959	187	27.419	198	241	16	1:39.262	35.688	226	35.786	188	27.788	194	233
4	1:41.651	35.562	218	38.446	189	27.643	191	241	17	1:39.361	35.804	226	35.853	189	27.704	195	233
5	1:51.324	37.851	194	43.867	171	29.606	192	242	18	1:39.336	35.680	226	35.894	189	27.762	193	234
6	1:56.496	40.383	187	43.882	170	32.231	186	229	19	1:39.711	35.735	226	36.089	185	27.887	194	233
7	1:59.096	41.129	189	44.483	162	33.484	181	228	20	1:43.100	35.923	225	36.011	188			233
8	34:34.147	1:00.225	98	1:03.949	104	32:29		183	21	2:09.548	1:06.249	222	36.119	<b>190</b>	<b>27.180</b>	201	
9	2:27.447	54.325	179	52.761	128	40.361	193	123	22	<b>1:38.608</b>	35.700	226	<b>35.702</b>	188	27.206	195	232
10	1:40.461	36.540	219	36.494	174	27.427	199	229	23	1:38.638	35.475	226	35.795	188	27.368	198	234
11	1:39.204	35.841	224	35.972	184	27.391	196	231	24	1:39.314	35.486	<b>227</b>	36.228	186	27.600	193	234
12	1:39.152	35.791	226	35.829	188	27.532	192	230	25	1:39.064	35.394	227	36.043	188	27.627	200	236
13	1:39.970	36.156	225	36.179	187	27.635	194	231	26	1:39.217	<b>35.286</b>	226	36.157	186	27.774	198	<b>244</b>

### 99 Mike Rockenfeller , Schaeffler Audi RS 5 DTM / DEU

theoretical besttime: 1:39.107

Lap	Time	S1	V1	S2	V2	S3	V3	Vmax	Lap	Time	S1	V1	S2	V2	S3	V3	Vmax
1	1:53.051	43.969	188	38.477	184				14	1:40.045	35.925	224	36.328	187	27.792	193	230
2	2:09.159	1:03.222	220	38.121	184	27.816	193		15	1:40.125	35.815	225	36.487	<b>189</b>	27.823	194	234
3	1:40.194	36.075	222	36.593	186	27.526	192	225	16	1:40.267	35.775	225	36.536	189	27.956	192	242
4	1:47.480	37.249	210	42.270	183	27.961	190	228	17	1:40.636	36.013	225	36.643	186	27.980	198	234
5	1:54.218	39.967	193	43.255	174	30.996	189	226	18	1:40.823	35.982	225	36.754	185	28.087	195	234
6	1:58.678	41.070	183	43.886	156	33.722	181	225	19	1:40.513	35.968	224	36.568	187	27.977	192	233
7	2:15.509	42.121	187	45.981	149	47.407	24	225	20	1:42.019	36.744	224	37.071	186	28.204	197	242
8	33:36.934	31:25	161	41.795	123	1:29.770	79	89	21	1:39.977	35.884	224	36.208	188	27.885	192	232
9	2:22.609	54.581	157	51.940	96	36.088	193	122	22	1:39.806	35.784	224	36.294	186	27.728	193	231
10	1:42.463	36.471	203	38.408	183	27.584	193	230	23	1:39.964	35.868	225	36.199	185	27.897	193	232
11	1:39.304	35.674	224	36.203	185	<b>27.427</b>	190	230	24	1:40.049	35.845	225	36.254	187	27.950	190	232
12	<b>1:39.194</b>	<b>35.483</b>	<b>225</b>	<b>36.197</b>	187	27.514	<b>198</b>	236	25	1:40.383	35.809	224	36.565	184	28.009	195	240
13	1:39.667	35.627	223	36.230	187	27.810	193	240	26	1:40.999	36.168	223	36.607	187	28.224	192	<b>243</b>