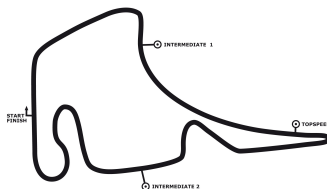


DTM Hockenheim I

Hockenheimring, length 4574 m

05. - 07.05.2017

Audi Sport TT Cup



Audi Sport
TT Cup

DMSB-Reg.No.: 122/17

Lap Analysis free practice, 05.05.2017

2 Finlay Hutchinson , Audi TT cup / GBR

theoretical besttime: 1:50.855

Lap	Time	S1	V1	S2	V2	S3	V3	Vmax	Lap	Time	S1	V1	S2	V2	S3	V3	Vmax
1	3:14.281		76	1:34.498	118	47.947	154	105	9	2:43.026	28.553	131	1:02.118	149			173
2	2:10.584	29.325	135	1:01.657	155	39.602	164	181	10	22:03.227	20:31	139	54.407	164	37.052	171	208
3	2:00.922	27.035	140	55.808	156	38.079	171	209	11	1:51.921	24.659	145	51.467	166	35.795	172	225
4	1:55.315	25.254	141	53.811	166	36.250	171	223	12	1:51.082	24.474	145	51.198	166	35.410	178	226
5	1:54.168	25.132	141	52.807	166	36.229	173	219	13	1:51.747	24.247	142	51.457	165	36.043	173	228
6	1:52.280	24.436	142	52.041	167	35.803	173	220	14	1:51.864	24.705	143	51.423	166	35.736	177	226
7	1:52.961	24.534	141	52.476	166	35.951	173	219	15	1:51.559	24.288	145	51.480	162	35.791	176	226
8	1:52.812	24.673	140	52.259	167	35.880	149	219									

3 Gosia Rdest , Audi TT cup / POL

theoretical besttime: 1:49.876

Lap	Time	S1	V1	S2	V2	S3	V3	Vmax	Lap	Time	S1	V1	S2	V2	S3	V3	Vmax
1	3:16.220		87	1:28.413	135			106	8	2:45.019	27.342	109	1:15.152	120			129
2	3:07.368	1:11.810	121	1:02.846	137			154	9	21:24.244	19:43	125	58.437	153	42.397	171	197
3	2:42.051	1:08.970	124	56.181	161	36.900	173	196	10	1:53.573	25.434	135	52.524	167	35.615	179	220
4	1:54.099	25.177	139	52.853	168	36.069	174	222	11	1:50.037	24.015	145	50.834	172	35.188	180	229
5	1:52.313	24.776	142	51.889	168	35.648	175	221	12	1:50.482	24.184	144	50.912	172	35.386	178	227
6	1:51.693	24.286	143	52.139	169	35.268	176	224	13	2:03.644	24.151	140	52.173	167			221
7	1:50.705	24.057	143	51.621	170	35.027	175	223	14	3:45.436	1:50.882	136	55.308	155			211

4 Drew Ridge , Audi TT cup / AUS

theoretical besttime: 1:49.901

Lap	Time	S1	V1	S2	V2	S3	V3	Vmax	Lap	Time	S1	V1	S2	V2	S3	V3	Vmax
1	3:23.585		81	1:33.646	100			100	7	2:26.179	24.638	124	1:04.998	135			147
2	5:28.852	3:51.806	136	59.766	160	37.280	169	180	8	23:27.724	21:53	131	58.123	163	35.882	173	174
3	1:58.048	27.535	140	54.728	164	35.785	173	194	9	1:52.881	24.693	140	52.765	166	35.423	174	211
4	1:52.299	24.745	143	51.898	167	35.656	173	222	10	1:51.366	24.398	145	51.600	164	35.368	174	228
5	1:50.932	24.413	144	51.282	168	35.237	176	229	11	1:51.550	24.316	143	51.555	167	35.679	176	229
6	1:49.901	24.061	145	50.723	167	35.117	175	230	12	1:59.039	24.338	142	52.240	167			226

5 Fabienne Wohlwend , Audi TT cup / LIE

theoretical besttime: 1:51.693

Lap	Time	S1	V1	S2	V2	S3	V3	Vmax	Lap	Time	S1	V1	S2	V2	S3	V3	Vmax
1	3:15.928		85	1:32.413	96	47.552	161	108	8	2:05.789	24.783	145	51.593	168			232
2	2:13.077	31.021	137	1:01.834	158	40.222	165	185	9	23:32.519	21:57	141	56.696	164	37.998	168	204
3	2:01.492	27.771	143	55.678	164	38.043	171	214	10	1:56.957	26.409	144	54.212	164	36.336	177	214
4	1:58.737	27.904	141	53.924	169	36.909	171	225	11	1:52.197	24.814	144	51.637	167	35.746	179	230
5	1:54.495	25.607	144	52.500	166	36.388	173	225	12	1:51.693	24.602	143	51.459	167	35.632	175	231
6	1:53.794	25.043	144	52.553	167	36.198	171	224	13	1:55.008	25.487	143	53.472	167	36.049	179	213
7	1:53.506	25.224	144	52.265	167	36.017	174	223	14	1:52.244	24.717	145	51.766	166	35.761	178	230

7 Vivien Keszthelyi , Audi TT cup / HUN

theoretical besttime: 1:51.399

Lap	Time	S1	V1	S2	V2	S3	V3	Vmax	Lap	Time	S1	V1	S2	V2	S3	V3	Vmax
1	3:27.593		120	1:17.862	104	44.615	163	90	8	2:04.847	25.258	144	52.604	157			222
2	2:30.322	31.360	105	1:12.905	126	46.057	169	89	9	22:56.257	21:20	131	56.400	145	38.858	171	207
3	2:00.771	27.958	140	54.418	163	38.395	169	218	10	1:53.369	25.460	144	51.989	166	35.920	173	221
4	1:58.704	26.130	141	54.597	163	37.977	170	219	11	1:52.697	25.138	144	51.656	163	35.903	173	222
5	1:56.678	27.017	142	53.106	167	36.555	171	222	12	1:53.710	25.956	142	52.207	167	35.547	178	221
6	1:52.942	25.411	144	51.513	167	36.018	172	227	13	1:51.665	24.545	145	51.484	164	35.636	175	228
7	1:52.957	25.325	145	51.857	167	35.775	172	225	14	1:51.898	24.622	144	51.307	166	35.969	171	225

8 Yannik Brandt , Audi TT cup / CHE

theoretical besttime: 1:50.700

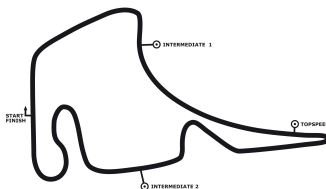
Lap	Time	S1	V1	S2	V2	S3	V3	Vmax	Lap	Time	S1	V1	S2	V2	S3	V3	Vmax
1	3:00.676		90	1:24.295	154	39.729	165	135	9	2:12.560	24.452	144	57.067	165			202
2	1:59.193	27.453	138	54.876	164	36.864	170	212	10	21:37.058	20:08	141	52.875	167	35.705	179	221
3	1:55.130	25.754	140	53.241	164	36.135	171	216	11	1:51.223	24.243	146	51.390	168	35.590	177	232
4	1:53.201	25.371	141	52.359	167	35.471	175	221	12	1:52.333	25.163	143	51.892	168	35.278	179	224
5	1:51.926	24.739	143	52.060	166	35.127	175	220	13	1:50.717	24.229	144	51.344	168	35.144	179	230
6	1:52.029	24.426	142	52.224	167	35.379	170	219	14	1:51.668	24.494	139	51.741	165	35.433	179	226
7	1:51.685	24.630	143	51.907	167	35.148	174	219	15	1:51.204	24.293	145	51.416	167	35.495	179	229
8	1:51.825	24.575	142	51.895	166	35.355	174	220	16	2:01.014	24.275	144	53.197	153			230

DTM Hockenheim I

Hockenheimring, length 4574 m

05. - 07.05.2017

Audi Sport TT Cup



Audi Sport
TT Cup

Lap Analysis free practice, 05.05.2017

DMSB-Reg.No.: 122/17

9 Mike Beckhusen , Audi TT cup / DEU									theoretical besttime: 1:51.402								
Lap	Time	S1	V1	S2	V2	S3	V3	Vmax	Lap	Time	S1	V1	S2	V2	S3	V3	Vmax
1	3:54.417		117	1:03.185	159	39.580	165	166	9	22:32.154	21:02	140	53.857	167	35.823	174	221
2	2:01.337	26.480	141	56.376	158	38.481	171	219	10	1:52.425	24.833	144	51.924	168	35.668	175	226
3	1:57.915	27.408	142	54.550	167	35.957	174	220	11	1:52.697	24.722	143	51.995	169	35.980	166	223
4	1:52.913	25.398	139	52.157	169	35.358	175	221	12	1:52.983	24.951	144	52.133	168	35.899	170	225
5	1:51.891	24.339	144	52.060	169	35.492	173	220	13	1:52.483	24.692	143	51.972	168	35.819	173	223
6	1:51.534	24.413	143	51.705	167	35.416	173	221	14	1:53.358	24.596	139	52.703	162	36.059	173	222
7	1:52.449	24.658	141	51.797	166	35.994	172	222	15	1:53.406	24.605	143	52.066	166	36.735	172	223
8	2:05.326	24.696	143	51.762	160			221									

11 Tommaso Mosca , Audi TT cup / ITA									theoretical besttime: 1:50.279								
Lap	Time	S1	V1	S2	V2	S3	V3	Vmax	Lap	Time	S1	V1	S2	V2	S3	V3	Vmax
1	3:04.149		98	1:25.653	156	40.884	168	125	9	2:35.388	24.206	142	1:06.370	149			129
2	2:00.753	27.280	137	55.782	163	37.691	169	216	10	22:02.535	20:30	135	55.505	165	36.413	178	214
3	1:56.331	26.015	140	54.090	167	36.226	173	219	11	1:50.864	24.397	142	51.273	166	35.194	175	228
4	1:53.119	24.946	140	52.599	168	35.574	175	221	12	1:50.622	24.297	144	51.038	167	35.287	175	232
5	1:51.942	24.405	141	52.378	168	35.159	175	221	13	1:50.891	24.388	143	50.956	167	35.547	175	232
6	1:51.871	24.867	142	51.458	166	35.546	178	228	14	1:52.242	24.622	141	51.946	166	35.674	174	225
7	1:50.542	24.164	143	51.099	167	35.279	176	230	15	1:51.807	24.536	142	51.757	165	35.514	174	224
8	1:58.572	24.548	138	56.026	119	37.998	179	222									

15 Jack Manchester , Audi TT cup / GBR									theoretical besttime: 1:53.085								
Lap	Time	S1	V1	S2	V2	S3	V3	Vmax	Lap	Time	S1	V1	S2	V2	S3	V3	Vmax
1	3:16.346		76	1:37.132	117	52.088	110	80	8	21:23.112	19:45	119	59.881	152	38.170	154	181
2	2:38.289	38.102	106	1:13.208	106	46.979	150	149	9	1:56.113	26.509	139	53.652	165	35.952	172	215
3	2:12.740	33.467	116	1:00.955	151	38.318	164	162	10	1:53.989	25.499	139	52.564	165	35.926	171	221
4	1:59.508	27.281	139	55.026	165	37.201	169	212	11	1:53.184	24.966	141	52.344	165	35.874	172	221
5	1:55.558	26.336	142	52.953	165	36.269	171	221	12	1:53.655	25.097	138	52.569	165	35.989	172	221
6	2:09.671	26.857	142	54.328	164			221	13	1:53.611	25.095	141	52.741	166	35.775	170	219
7	5:10.055	2:54.775	114	1:10.637	119			138									

17 Keagan Masters , Audi TT cup / ZAF									theoretical besttime: 1:51.517								
Lap	Time	S1	V1	S2	V2	S3	V3	Vmax	Lap	Time	S1	V1	S2	V2	S3	V3	Vmax
1	3:33.010		102	1:33.457	102	42.831	168	74	9	21:54.690	20:22	139	56.013	165	36.642	174	214
2	2:48.581	29.995	133	1:24.686	101	53.900	168	161	10	1:52.099	24.697	143	51.943	167	35.459	175	224
3	1:59.399	26.369	141	55.679	160	37.351	165	219	11	1:52.520	24.601	141	52.361	168	35.558	175	222
4	1:54.792	25.701	142	53.032	165	36.059	172	219	12	1:51.614	24.525	144	51.784	167	35.305	175	229
5	1:52.747	24.807	143	52.264	166	35.676	173	219	13	1:51.626	24.601	144	51.687	167	35.338	174	229
6	1:53.510	24.900	142	52.125	167	36.485	173	221	14	1:53.282	24.609	144	51.791	166	36.882	174	226
7	1:53.440	25.966	142	52.100	167	35.374	173	220	15	1:52.030	24.587	144	51.913	166	35.530	175	227
8	2:18.676	24.775	142	1:01.925	139			194									

23 Philip Ellis , Audi TT cup / GBR									theoretical besttime: 1:50.417								
Lap	Time	S1	V1	S2	V2	S3	V3	Vmax	Lap	Time	S1	V1	S2	V2	S3	V3	Vmax
1	3:54.305		108	1:06.950	141			154	7	23:18.257	21:47	125	54.726	165	36.269	169	206
2	6:30.639	4:39.082	128	1:07.213	119	44.344	141	173	8	2:02.638	25.492	130	54.855	167			194
3	2:09.273	30.193	128	1:02.092	136	36.988	173	171	9	2:15.872	48.851	141	51.904	168	35.117	176	222
4	1:51.964	24.773	142	51.976	167	35.215	175	223	10	1:57.275	24.279	145	51.312	167			229
5	1:50.569	24.257	140	51.381	168	34.931	176	223	11	2:20.530	48.975	142	51.809	169	39.746	123	225
6	2:15.343	24.174	145	57.380	160			181									

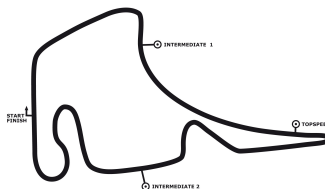
24 Simon Wirth , Audi TT cup / DEU									theoretical besttime: 1:52.149								
Lap	Time	S1	V1	S2	V2	S3	V3	Vmax	Lap	Time	S1	V1	S2	V2	S3	V3	Vmax
1	3:25.676		109	1:30.430	125	48.565	159	100	5	1:55.858	27.867	139	52.172	169	35.819	173	222
2	2:30.211	31.186	122	1:13.262	111	45.763	149	162	6	1:52.990	25.455	141	51.909	169	35.626	175	224
3	2:06.264	29.410	133	58.532	159	38.322	171	195	7	1:52.149	25.024	140	51.587	169	35.538	175	225
4	1:57.877	26.458	140	54.193	168	37.226	173	221									

DTM Hockenheim I

Hockenheimring, length 4574 m

05. - 07.05.2017

Audi Sport TT Cup



Audi Sport
TT Cup

Lap Analysis free practice, 05.05.2017

DMSB-Reg.No.: 122/17

25 Mikel Azcona , Audi TT cup / ESP

theoretical besttime: 1:50.420

Lap	Time	S1	V1	S2	V2	S3	V3	Vmax	Lap	Time	S1	V1	S2	V2	S3	V3	Vmax
1	3:17.439		137	1:28.302	92	47.460	171	63	9	20:49.852	19:20	140	53.201	165	36.340	173	211
2	2:19.458	30.732	142	1:01.937	162			170	10	1:52.316	24.259	140	52.244	167	35.813	173	221
3	2:46.525	1:01.447	141	1:00.743	165			187	11	1:52.891	25.351	141	51.987	166	35.553	174	221
4	2:45.709	56.934	141	1:07.844	120	40.931	173	224	12	1:51.252	24.504	143	51.332	166	35.416	175	226
5	1:53.089	25.107	143	52.685	165	35.297	175	212	13	1:52.262	24.484	141	52.277	167	35.501	174	226
6	1:51.574	24.431	144	51.862	167	35.281	173	221	14	1:51.463	24.569	145	51.314	165	35.580	172	226
7	1:50.545	24.370	147	50.880	166	35.295	173	229	15	1:52.112	24.764	144	51.739	165	35.609	173	225
8	2:41.166	26.389	140	1:07.737	114			125									

31 Kevin Arnold , Audi TT cup / DEU

theoretical besttime: 1:51.364

Lap	Time	S1	V1	S2	V2	S3	V3	Vmax	Lap	Time	S1	V1	S2	V2	S3	V3	Vmax
1	3:11.996		77	1:35.879	149	47.423	144	83	8	1:58.321	25.165	143	51.758	167			223
2	2:07.117	29.595	135	58.973	162	38.549	169	186	9	25:24.080	23:46	126	57.206	156	40.496	169	191
3	1:55.430	25.655	143	53.199	165	36.576	172	221	10	1:54.246	25.201	144	52.538	166	36.507	171	225
4	1:55.254	25.656	142	52.368	167	37.230	167	222	11	1:52.390	25.055	144	51.848	167	35.487	175	233
5	1:53.557	25.534	144	52.527	167	35.496	174	222	12	1:52.437	24.749	141	52.035	166	35.653	175	223
6	1:52.430	24.718	140	52.351	168	35.361	175	222	13	1:51.756	24.692	145	51.737	168	35.327	176	224
7	1:51.479	24.300	144	51.750	168	35.429	175	223	14	2:02.833	24.762	145	52.262	166			224

43 Milan Dontje , Audi TT cup / NLD

theoretical besttime: 1:51.417

Lap	Time	S1	V1	S2	V2	S3	V3	Vmax	Lap	Time	S1	V1	S2	V2	S3	V3	Vmax
1	3:51.685		110	1:07.349	146	47.054	161	146	8	24:15.040	22:44	134	54.592	165	35.787	173	210
2	2:15.799	27.201	139	1:00.325	87	48.273	169	217	9	1:52.527	24.552	142	52.564	168	35.411	175	221
3	1:56.621	26.358	141	53.966	166	36.297	175	222	10	1:52.018	24.708	143	51.886	168	35.424	171	222
4	1:54.550	25.015	142	52.578	168	36.957	173	228	11	1:51.694	24.512	142	51.939	168	35.243	173	223
5	1:52.887	24.940	143	52.430	168	35.517	174	221	12	1:51.906	24.551	142	51.991	167	35.364	175	223
6	1:51.886	24.684	143	51.911	169	35.291	174	223	13	1:51.670	24.433	143	51.809	167	35.428	174	222
7	2:00.697	24.365	142	51.909	168			222	14	2:00.739	25.428	141	55.004	158	40.307	146	219

55 Fabian Vettel , Audi TT cup / DEU

theoretical besttime: 1:51.471

Lap	Time	S1	V1	S2	V2	S3	V3	Vmax	Lap	Time	S1	V1	S2	V2	S3	V3	Vmax
1	3:20.333		120	1:28.029	107	48.285	164	60	8	2:03.525	24.496	142	52.232	167			219
2	2:11.669	30.962	136	1:01.947	159	38.760	169	174	9	23:44.234	22:11	139	56.680	165	35.998	175	195
3	1:59.136	26.954	141	54.515	165	37.667	173	219	10	1:53.422	25.290	140	52.540	167	35.592	178	219
4	1:55.701	26.700	139	52.865	166	36.136	173	220	11	1:52.336	24.719	142	52.060	168	35.557	178	222
5	1:53.796	25.283	141	52.681	167	35.832	174	221	12	1:52.182	24.827	145	51.803	168	35.552	176	225
6	1:52.940	24.864	142	52.328	166	35.748	173	222	13	1:51.921	24.493	145	51.749	167	35.679	178	226
7	1:55.928	25.208	141	53.037	159	37.683	173	221	14	1:51.615	24.592	145	51.426	167	35.597	177	225

98 Benoit Treluyer , Audi TT cup Guest / FRA

theoretical besttime: 1:50.870

Lap	Time	S1	V1	S2	V2	S3	V3	Vmax	Lap	Time	S1	V1	S2	V2	S3	V3	Vmax
1	3:16.941		80	1:33.697	109	47.876	168	122	10	22:40.167	21:09	135	54.391	167	36.674	175	221
2	2:06.972	29.568	128	57.880	163	39.524	171	187	11	1:52.976	25.249	142	52.010	168	35.717	175	229
3	2:00.136	27.192	137	54.925	165	38.019	171	217	12	1:54.038	25.754	142	52.557	169	35.727	176	200
4	1:58.561	26.399	139	55.363	167	36.799	173	219	13	1:51.544	24.541	141	51.760	168	35.243	176	225
5	1:55.263	26.001	140	52.941	167	36.321	169	221	14	1:52.689	24.312	139	52.828	168	35.549	176	223
6	1:53.548	25.214	141	52.568	166	35.766	174	221	15	1:51.114	24.373	145	51.315	169	35.426	175	230
7	1:52.956	24.927	141	52.508	167	35.521	173	222									
8	2:18.764	24.394	143	52.113	169			222									

99 James Taylor , Audi TT cup Guest / GBR

theoretical besttime: 1:53.589

Lap	Time	S1	V1	S2	V2	S3	V3	Vmax	Lap	Time	S1	V1	S2	V2	S3	V3	Vmax
1	3:15.168		84	1:36.552	107	47.979	149	86	9	21:43.445	20:09	137	56.592	164	37.853	173	181
2	2:24.505	30.277	131	1:12.576	150	41.652	166	185	10	1:57.149	26.326	143	53.804	167	37.019	174	219
3	2:11.435	32.267	129	59.485	161	39.683	168	172	11	1:55.981	26.522	142	53.127	168	36.332	174	210
4	2:08.606	28.640	137	59.333	141	40.633	171	201	12	1:54.737	25.481	144	52.965	167	36.291	177	231
5	2:00.837	28.701	142	54.753	165	37.383	172	199	13	1:53.993	25.038	144	52.753	167	36.202	174	231
6	1:59.830	27.659	144	54.779	164	37.392	171	205	14	1:54.041	25.190	143	52.807	166	36.044	175	222
7	1:59.291	27.074	136	55.264	165	36.953	173	213	15	2:03.699	25.122	145	52.507	165			223
8	2:26.614	26.553	144	1:06.543	133			193									