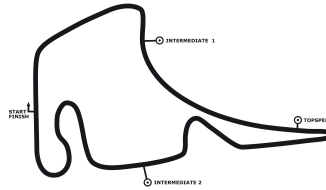


DTM Hockenheim I

Hockenheimring, length 4574 m

05. - 07.05.2017

Audi Sport TT Cup



Audi Sport
TT Cup

DMSB-Reg.No.: 122/17

Lap Analysis qualifying, 06.05.2017

2 Finlay Hutchinson , Audi TT cup / GBR

theoretical besttime: 1:51.782

Lap	Time	S1	V1	S2	V2	S3	V3	Vmax	Lap	Time	S1	V1	S2	V2	S3	V3	Vmax
1	6:52.899		128	59.544	160	37.110	169	152	7	2:05.081	24.778	142	52.695	167			222
2	1:55.188	25.691	140	53.760	167	35.737	175	202	8	4:28.928	2:51.042	141	54.301	127	43.585	173	214
3	1:52.236	24.578	141	52.231	168	35.427	175	217	9	1:52.399	24.642	140	52.101	168	35.656	174	217
4	1:51.847	24.405	141	52.092	167	35.350	174	217	10	1:52.062	24.611	141	52.061	168	35.390	175	218
5	1:54.508	24.612	141	52.192	167	37.704	173	219	11	1:52.953	24.665	138	52.292	167		174	218
6	1:52.213	24.371	141	52.078	170	35.764	175	219	12	1:59.770	24.888	137	52.275	166	42.607	110	218

3 Gosia Rdest , Audi TT cup / POL

theoretical besttime: 1:50.887

Lap	Time	S1	V1	S2	V2	S3	V3	Vmax	Lap	Time	S1	V1	S2	V2	S3	V3	Vmax
1	6:08.425		123	1:00.836	139	39.781	173	187	7	1:50.903	24.085	141	51.689	170	35.129	176	218
2	1:54.092	25.608	142	52.644	167	35.840	175	217	8	1:51.067	24.261	141	51.693	170	35.113	175	220
3	1:51.317	24.203	141	51.925	170	35.189	174	218	9	2:08.657	25.542	133	55.373	165			198
4	1:51.103	24.166	141	51.784	169	35.153	176	221	10	7:20.619	5:24.258	119	1:04.773	157			179
5	1:59.522	24.148	140	59.408	143		175	181	11	2:57.408	1:10.633	127	1:04.542	146	42.233	151	171
6	1:51.822	24.117	141	52.209	166	35.496	176	218									

4 Drew Ridge , Audi TT cup / AUS

theoretical besttime: 1:51.224

Lap	Time	S1	V1	S2	V2	S3	V3	Vmax	Lap	Time	S1	V1	S2	V2	S3	V3	Vmax
1	2:45.215		125	1:12.549	124			133	8	1:51.565	24.375	141	51.793	167	35.397	174	219
2	4:27.233	2:54.762	136	55.719	159	36.752	171	196	9	1:58.750	24.352	140	52.346	168			222
3	1:54.024	25.544	140	52.917	169		174	213	10	5:44.172	4:16.390	140	52.233	168	35.549	174	218
4	1:51.918	24.460	141	51.980	167	35.478	175	218	11	1:52.257	24.702	139	52.003	167	35.552	175	221
5	1:51.639	24.138	140	51.996	167	35.505	173	219	12	1:51.962	24.360	141	51.937	165	35.665	174	220
6	1:51.648	24.299	139	51.967	168	35.382	173	218	13	1:53.733	24.723	141	52.264	166	36.746	165	219
7	1:51.613	24.267	141	52.053	169	35.293	175	219									

5 Fabienne Wohlwend , Audi TT cup / LIE

theoretical besttime: 1:51.999

Lap	Time	S1	V1	S2	V2	S3	V3	Vmax	Lap	Time	S1	V1	S2	V2	S3	V3	Vmax	
1	2:17.902		130	57.050	160	38.675	171	208	9	1:52.144	24.647	142	51.859	169	35.638	175	223	
2	1:58.166	26.962	141	54.637	167	36.567	174	218	10	1:52.135	24.553	140	51.933	170	35.649	173	221	
3	1:57.567	25.580	143	54.775	167	37.212	174	219	11	1:54.190	25.183	143	52.764	170			175	220
4	1:53.065	25.059	144	52.407	170	35.599	176	219	12	1:53.251	24.860	143	52.234	168	36.157	174	219	
5	1:52.834	24.851	144	52.228	168	35.755	173	219	13	2:02.437	24.829	141	52.139	169			219	
6	1:53.532	24.879	144	51.847	166	36.806	167	220	14	2:52.620	1:24.484	141	52.232	168	35.904	175	219	
7	1:54.363	25.080	142	53.562	170	35.721	174	210	15	1:52.356	24.634	142	51.935	170	35.787	176	220	
8	1:52.285	24.556	142	52.017	168	35.712	175	224	16	1:52.821	24.914	142	52.160	168	35.747	176	222	

7 Vivien Keszthelyi , Audi TT cup / HUN

theoretical besttime: 1:52.202

Lap	Time	S1	V1	S2	V2	S3	V3	Vmax	Lap	Time	S1	V1	S2	V2	S3	V3	Vmax
1	6:55.543		129	57.235	160	38.084	166	196	7	1:53.068	24.676	139	52.633	167	35.759	170	213
2	1:56.161	25.900	138	53.594	166	36.667	173	212	8	1:53.293	25.216	139	52.223	167	35.854	161	216
3	1:54.756	25.202	141	53.504	163	36.050	171	216	9	1:53.175	25.064	141	52.594	168	35.517	173	216
4	1:53.454	24.948	141	52.858	167	35.648	172	214	10	1:52.549	25.020	141	52.066	169	35.463	173	216
5	2:04.116	25.474	139	53.162	165			215	11	1:52.939	24.673	141	52.480	164	35.786	170	217
6	5:56.013	4:26.536	141	53.399	167	36.078	174	213									

8 Yannik Brandt , Audi TT cup / CHE

theoretical besttime: 1:50.638

Lap	Time	S1	V1	S2	V2	S3	V3	Vmax	Lap	Time	S1	V1	S2	V2	S3	V3	Vmax
1	2:18.117		133	56.090	166	37.350	173	212	7	1:51.147	24.190	142	51.889	168	35.068	174	218
2	1:55.909	27.024	141	53.013	168	35.872	176	219	8	1:51.285	24.403	139	51.764	167	35.118	175	219
3	1:51.535	24.600	144	51.733	169	35.202	175	220	9	1:54.996	25.483	135	53.976	167	35.537	175	213
4	1:50.736	24.215	143	51.612	170	34.909	176	221	10	1:52.278	24.714	141	52.160	168	35.404	173	218
5	1:51.250	24.117	143	52.122	168	35.011	175	217	11	2:02.213	24.444	140	52.233	169			221
6	1:51.158	24.246	143	51.766	169	35.146	175	218									

9 Mike Beckhusen , Audi TT cup / DEU

theoretical besttime: 1:51.661

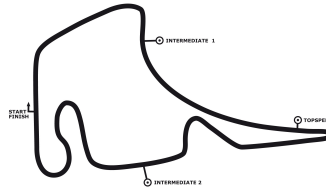
Lap	Time	S1	V1	S2	V2	S3	V3	Vmax	Lap	Time	S1	V1	S2	V2	S3	V3	Vmax
1	3:35.213		108	1:04.886	161	39.733	169	160	7	1:52.213	24.390	142	51.970	169	35.853	177	220
2	2:03.328	26.850	140	54.313	165	42.165	160	213	8	1:52.706	24.888	140	51.872	165	35.946	175	218
3	1:53.407	25.466	140	52.181	170	35.760	175	218	9	1:59.619	24.585	140	52.140	166			219
4	1:52.499	24.938	140	52.136	171	35.425	175	218	10	6:17.534	4:49.479	142	52.405	165	35.650	173	216
5	1:52.714	24.643	139	51.884	169	36.187	171	219	11	2:02.516	24.723	137	52.616	167			215
6	1:52.362	24.828	140	51.846	169	35.688	176	218									

DTM Hockenheim I

Hockenheimring, length 4574 m

05. - 07.05.2017

Audi Sport TT Cup



Audi Sport
TT Cup

DMSB-Reg.No.: 122/17

Lap Analysis qualifying, 06.05.2017

11 Tommaso Mosca , Audi TT cup / ITA

theoretical besttime: 1:51.045

Lap	Time	S1	V1	S2	V2	S3	V3	Vmax	Lap	Time	S1	V1	S2	V2	S3	V3	Vmax
1	2:29.078		117	1:02.467	152	38.721	168	152	8	1:54.105	24.730	137	53.039	167		176	217
2	1:58.147	26.592	136	54.469	164	37.086	171	218	9	1:51.671	24.349	141	51.946	169	35.376	171	218
3	1:54.638	24.940	141	54.345	168	35.353	177	218	10	2:21.433	30.616	116	1:03.219	153		190	
4	1:51.389	24.332	141	51.743	167	35.314	173	220	11	4:25.271	2:45.459	130	1:02.085	157	37.727	175	212
5	1:51.139	24.397	141	51.583	169	35.159	173	221	12	1:51.988	24.700	140	51.897	167	35.391	173	219
6	1:51.461	24.363	141	51.554	166	35.544	176	223	13	1:51.635	24.390	141	51.605	168	35.640	167	222
7	2:03.751	27.678	112	58.109	163		173	192	14	2:03.862	28.116	113	57.276	165	38.470	157	186

15 Jack Manchester , Audi TT cup / GBR

theoretical besttime: 1:52.910

Lap	Time	S1	V1	S2	V2	S3	V3	Vmax	Lap	Time	S1	V1	S2	V2	S3	V3	Vmax
1	2:42.105		100	1:11.559	120	41.757	143	122	9	2:04.533	24.926	137	52.776	167			216
2	2:04.744	29.368	126	58.355	156	37.021	170	193	10	3:27.249	1:58.737	139	52.626	166	35.886	171	216
3	1:54.833	25.605	140	53.033	166	36.195	173	219	11	1:53.681	25.333	142	52.569	166	35.779	171	217
4	1:53.564	25.092	138	52.829	167	35.643	173	219	12	1:53.739	25.174	139	52.670	166	35.895	172	217
5	1:53.294	24.978	139	52.774	167	35.542	171	218	13	1:53.676	25.044	141	52.671	166	35.961	171	216
6	1:53.241	24.855	141	52.809	167	35.577	173	219	14	1:53.971	25.143	141	52.621	163		170	217
7	1:53.156	24.839	141	52.659	166	35.658	174	219	15	1:54.578	25.080	141	52.950	163	36.548	171	218
8	1:53.639	25.060	138	52.529	165	36.050	173	218									

17 Keagan Masters , Audi TT cup / ZAF

theoretical besttime: 1:51.197

Lap	Time	S1	V1	S2	V2	S3	V3	Vmax	Lap	Time	S1	V1	S2	V2	S3	V3	Vmax
1	2:12.994		129	56.070	162	36.855	170	191	9	1:51.846	24.514	140	51.915	170	35.417	173	220
2	1:57.089	26.950	141	54.266	168	35.873	173	185	10	1:52.085	24.602	140	51.938	168	35.545	175	220
3	1:53.813	25.482	142	52.851	161	35.480	175	220	11	1:55.559	24.486	142	52.105	168	38.968	155	219
4	1:54.895	24.608	142	55.091	169	35.196	175	216	12	2:03.728	28.765	125	59.246	164	35.717	175	175
5	1:51.371	24.228	142	51.932	169		173	219	13	1:52.847	24.674	142	52.241	167	35.932	175	216
6	1:51.424	24.291	143	51.773	169	35.360	176	220	14	2:00.518	24.738	141	56.225	91	39.555	173	217
7	2:30.235	26.272	114	1:09.882	108		173	173	15	2:10.041	24.697	142	1:02.394	137	42.950	148	146
8	4:08.117	2:34.535	102	57.361	168	36.221	176	194									

23 Philip Ellis , Audi TT cup / GBR

theoretical besttime: 1:50.740

Lap	Time	S1	V1	S2	V2	S3	V3	Vmax	Lap	Time	S1	V1	S2	V2	S3	V3	Vmax
1	4:46.768		113	1:06.521	142			181	7	1:59.624	24.442	142	51.556	168			220
2	8:19.326	6:28.727	121	1:10.942	121	39.657	163	123	8	2:50.577	1:21.149	136	53.841	168	35.587	175	213
3	2:03.256	26.120	123	1:01.059	157	36.077	176	158	9	1:51.089	24.541	143	51.533	168		176	219
4	1:52.084	24.805	138	52.222	168	35.057	175	216	10	1:51.517	24.540	139	51.704	167	35.273	174	220
5	1:51.148	24.472	139	51.704	168	34.972	175	219	11	1:51.426	24.601	144	51.541	167	35.284	173	225
6	1:50.894	24.298	140	51.687	168	34.909	175	220									

25 Mikel Azcona , Audi TT cup / ESP

theoretical besttime: 1:51.254

Lap	Time	S1	V1	S2	V2	S3	V3	Vmax	Lap	Time	S1	V1	S2	V2	S3	V3	Vmax
1	2:10.540		135	55.521	160	37.367	169	202	9	1:59.552	24.404	140	52.125	167			219
2	1:56.121	25.654	141	54.237	167	36.230	174	203	10	4:13.458	2:44.711	140	53.006	164	35.741	173	216
3	2:09.915	28.304	141	1:02.250	165		175	194	11	1:52.550	24.598	140	52.230	165	35.722	173	218
4	1:54.569	26.114	135	53.094	168		175	208	12	1:53.046	24.628	141	52.275	166		173	219
5	1:51.940	24.444	142	52.246	168	35.250	172	219	13	1:53.159	24.942	138	52.589	166	35.628	174	219
6	1:51.488	24.365	142	51.721	167	35.402	174	220	14	1:52.368	24.579	140	52.161	166	35.628	174	219
7	1:51.362	24.363	141	51.641	168	35.358	175	223	15	1:52.979	24.785	140	52.172	167	36.022	174	220
8	1:52.610	24.701	141	52.373	167		173	221									

31 Kevin Arnold , Audi TT cup / DEU

theoretical besttime: 1:51.121

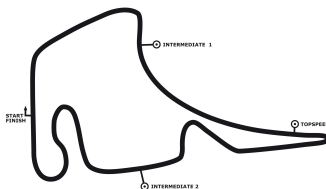
Lap	Time	S1	V1	S2	V2	S3	V3	Vmax	Lap	Time	S1	V1	S2	V2	S3	V3	Vmax
1	2:38.383		107	1:05.638	147	43.009	157	170	6	1:51.162	24.328	142	51.658	168	35.176	175	218
2	2:05.223	28.713	126	57.143	159	39.367	163	205	7	1:51.819	24.598	143	51.768	168	35.453	172	219
3	1:56.769	27.271	143	53.881	164	35.617	176	218	8	1:59.528	24.486	144	51.923	168			220
4	1:51.920	24.486	143	51.934	172	35.500	176	219	9	4:50.244	3:21.088	142	53.123	168	36.033	175	219
5	1:51.351	24.425	143	51.617	170	35.309	174	220	10	2:02.128	24.754	143	51.627	168			221

DTM Hockenheim I

Hockenheimring, length 4574 m

05. - 07.05.2017

Audi Sport TT Cup



Audi Sport
TT Cup

Lap Analysis qualifying, 06.05.2017

DMSB-Reg.No.: 122/17

43 Milan Dontje , Audi TT cup / NLD

theoretical besttime: 1:50.861

Lap	Time	S1	V1	S2	V2	S3	V3	Vmax	Lap	Time	S1	V1	S2	V2	S3	V3	Vmax
1	9:39.011		112	1:01.542	158	39.256	165	162	7	1:50.936	24.279	141	51.584	170	35.073	176	221
2	1:56.322	26.846	140	53.467	167	36.009	175	214	8	1:52.318	24.204	141	52.370	167	35.744	173	221
3	1:52.403	24.651	142	52.277	168	35.475	175	218	9	1:52.001	24.872	141	51.847	169	35.282	175	219
4	1:51.552	24.297	142	52.140	169	35.115	177	219	10	1:51.832	24.546	140	51.852	169	35.434	174	219
5	1:51.269	24.309	142	51.810	169	35.150	175	219	11	1:52.549	24.308	141	52.068	168	36.173	175	222
6	1:51.048	24.256	142	51.689	169	35.103	174	220	12	2:07.967	24.583	139	54.815	144	48.569	116	220

55 Fabian Vettel , Audi TT cup / DEU

theoretical besttime: 1:51.030

Lap	Time	S1	V1	S2	V2	S3	V3	Vmax	Lap	Time	S1	V1	S2	V2	S3	V3	Vmax
1	6:29.833		123	1:01.781	121	43.930	166	172	8	1:51.930	24.436	140	52.032	168	35.462	176	217
2	2:00.131	27.692	135	55.583	161	36.856	174	201	9	1:53.592	24.215	139	52.288	169		171	219
3	1:56.999	25.258	140	55.956	167	35.785	172	188	10	2:05.596	25.765	135	54.453	166			214
4	1:52.696	24.633	141	52.318	167	35.745	176	218	11	3:16.124	1:47.401	139	52.875	163	35.848	175	218
5	1:51.946	24.123	140	52.297	168	35.526	173	217	12	1:52.085	24.295	140	52.268	169		173	218
6	1:51.176	24.269	140	51.804	169	35.103	173	219	13	2:03.593	24.957	136	55.306	165	43.330	141	181
7	1:56.389	24.501	139	54.521	158	37.367	175	216									

98 Benoit Treluyer , Audi TT cup Guest / FRA

theoretical besttime: 1:51.037

Lap	Time	S1	V1	S2	V2	S3	V3	Vmax	Lap	Time	S1	V1	S2	V2	S3	V3	Vmax
1	2:31.191		109	1:01.474	164	39.733	173	160	9	1:51.833	24.480	142	52.209	170	35.144	177	221
2	1:58.447	27.208	137	54.523	167	36.716	174	217	10	1:51.523	24.353	139	51.752	169	35.418	175	220
3	1:54.152	25.486	137	53.159	169	35.507	178	219	11	1:51.168	24.275	142	51.634	169	35.259	176	224
4	1:52.312	24.894	141	52.022	170	35.396	176	221	12	1:51.402	24.276	142	51.950	167	35.176	175	220
5	1:51.993	24.619	140	52.246	171	35.128	175	220	13	1:54.821	24.959	138	54.070	169	35.792	172	181
6	1:51.588	24.631	142	51.702	170	35.255	177	221	14	1:52.606	24.660	141	52.441	167	35.505	176	221
7	2:00.816	24.543	140	52.271	167			219	15	1:52.046	24.528	140	51.901	169	35.617	176	221
8	4:16.938	2:46.520	140	52.214	171	38.204	177	219									

99 James Taylor , Audi TT cup Guest / GBR

theoretical besttime: 1:52.798

Lap	Time	S1	V1	S2	V2	S3	V3	Vmax	Lap	Time	S1	V1	S2	V2	S3	V3	Vmax
1	2:52.953		117	1:19.019	160	41.563	174	119	8	1:54.277	25.552	145	52.546	168	36.179	170	219
2	1:59.736	27.454	141	55.425	165	36.857	175	217	9	1:53.995	25.421	144	52.604	169	35.970	171	218
3	1:54.845	25.718	144	53.289	167	35.838	175	219	10	1:53.669	25.026	144	52.643	167	36.000	170	219
4	1:53.931	25.409	144	52.804	169	35.718	176	220	11	1:53.408	25.094	143	52.343	166	35.971	171	219
5	1:54.400	25.187	145	53.242	167	35.971	173	221	12	1:54.265	25.297	144	52.054	167	36.914	173	219
6	1:53.707	25.181	144	52.517	167	36.009	171	220	13	1:53.879	25.351	145	52.496	168	36.032	174	224
7	1:53.812	25.065	144	52.654	168	36.093	174	218	14	2:07.263	25.222	144	52.910	168			221