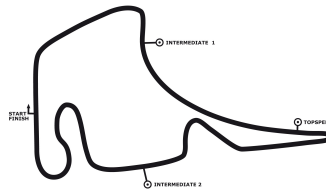


DTM Hockenheim I

Hockenheimring, length 4574 m

05. - 07.05.2017

Audi Sport TT Cup



Audi Sport
TT Cup

DMSB-Reg.No.: 122/17

Lap Analysis race 1, 06.05.2017

2 Finlay Hutchinson , Audi TT cup / GBR

theoretical besttime: 1:52.734

Lap	Time	S1	V1	S2	V2	S3	V3	Vmax	Lap	Time	S1	V1	S2	V2	S3	V3	Vmax
1	2:03.996	34.968	138	53.050	167	35.978	175	235	8	1:53.854	24.939	140	52.869	164	36.046	173	227
2	1:54.329	25.897	140	52.400	166	36.032	170	234	9	1:53.316	24.979	139	52.087	166	36.250	174	231
3	1:53.516	24.924	141	52.393	165	36.199	173	232	10	1:54.057	25.133	139	52.709	165	36.215	174	226
4	1:54.194	24.669	138	53.106	166	36.419	171	226	11	1:54.286	25.152	143	52.753	164	36.381	176	229
5	2:27.172	27.110	139	1:09.045	127	51.017	179	134	12	1:54.065	25.438	140	52.161	166	36.466	178	229
6	1:53.991	25.194	143	52.213	166	36.584	171	236	13	1:53.632	24.858	141	52.389	165	36.385	173	230
7	1:53.313	25.040	140	52.092	167	36.181	177	229									

3 Gosia Rdest , Audi TT cup / POL

theoretical besttime: 1:50.708

Lap	Time	S1	V1	S2	V2	S3	V3	Vmax	Lap	Time	S1	V1	S2	V2	S3	V3	Vmax
1	1:59.105	31.487	142	52.079	166	35.539	174	231	8	1:50.896	24.408	145	51.178	167	35.310	175	233
2	1:52.487	24.867	142	52.036	167	35.584	176	233	9	1:51.400	24.346	143	51.517	168	35.537	175	232
3	1:51.053	24.269	144	51.361	169	35.423	173	232	10	1:51.332	24.371	143	51.344	166	35.617	175	233
4	1:52.198	24.220	145	51.306	169	36.672	132	232	11	1:51.589	24.656	143	51.220	166	35.713	174	233
5	2:34.108	31.516	115	1:10.173	129	52.419	175	148	12	1:52.079	24.557	141	51.854	166	35.668	175	232
6	1:51.642	24.450	144	51.840	168	35.352	174	230	13	1:52.118	24.880	145	51.557	167	35.681	169	232
7	1:51.460	24.348	144	51.794	167	35.318	174	230									

4 Drew Ridge , Audi TT cup / AUS

theoretical besttime: 1:51.124

Lap	Time	S1	V1	S2	V2	S3	V3	Vmax	Lap	Time	S1	V1	S2	V2	S3	V3	Vmax
1	2:02.204	34.392	140	52.148	166	35.664	176	231	8	1:51.843	24.595	142	51.470	164	35.778	178	235
2	1:51.126	24.409	144	51.392	168	35.325	177	232	9	1:52.461	24.484	144	52.121	165	35.856	176	235
3	1:51.567	24.407	144	51.656	166	35.504	176	233	10	1:58.175	24.716	144	57.610	161	35.849	172	234
4	1:52.471	24.421	142	51.795	167	36.255	146	229	11	1:52.918	24.909	140	52.296	164	35.713	173	224
5	2:33.492	31.518	120	1:10.427	125	51.547	177	142	12	1:53.167	24.721	141	52.514	163	35.932	173	225
6	1:51.798	24.629	142	51.718	165	35.451	176	234	13	1:59.656	25.116	141	52.519	164			224
7	1:52.122	24.685	143	51.803	164	35.634	175	235									

5 Fabienne Wohlwend , Audi TT cup / LIE

theoretical besttime: 1:52.000

Lap	Time	S1	V1	S2	V2	S3	V3	Vmax	Lap	Time	S1	V1	S2	V2	S3	V3	Vmax
1	2:05.415	35.237	141	53.972	167	36.206	178	223	8	1:52.736	24.902	146	51.842	166	35.992	178	232
2	1:53.909	25.177	132	52.985	167	35.747	176	231	9	1:53.118	24.574	141	52.351	166	36.193	174	229
3	1:52.959	24.633	138	52.247	168	36.079	176	230	10	1:53.766	24.778	141	52.593	166	36.395	176	229
4	1:53.007	24.572	142	51.896	169	36.539	173	234	11	1:53.226	24.673	140	52.396	167	36.157	175	230
5	2:27.627	26.724	143	1:09.509	140	51.394	176	125	12	1:53.179	25.020	143	51.947	164	36.212	176	234
6	1:52.801	25.253	143	51.681	167	35.867	172	234	13	1:53.663	25.064	144	52.302	167	36.297	177	231
7	1:52.778	24.894	139	51.959	166	35.925	172	234									

8 Yannik Brandt , Audi TT cup / CHE

theoretical besttime: 1:50.981

Lap	Time	S1	V1	S2	V2	S3	V3	Vmax	Lap	Time	S1	V1	S2	V2	S3	V3	Vmax
1	1:58.175	30.583	141	52.218	166	35.374	174	226	8	1:51.254	24.457	145	51.413	164	35.384	177	236
2	1:51.479	24.549	145	51.637	164	35.293	176	228	9	1:51.512	24.577	143	51.435	167	35.500	176	233
3	1:51.094	24.350	144	51.526	167	35.218	175	228	10	1:51.821	24.608	144	51.430	166	35.783	174	233
4	1:52.607	24.417	144	51.712	164	36.478	118	228	11	1:51.827	24.641	143	51.436	167	35.750	175	233
5	2:34.509	31.444	111	1:10.389	123	52.676	174	134	12	1:51.924	24.700	142	51.503	166	35.721	174	233
6	1:51.776	24.774	144	51.742	168	35.260	174	228	13	1:52.196	24.756	143	51.718	167	35.722	173	234
7	1:52.920	24.624	143	52.880	167	35.416	176	229									

9 Mike Beckhusen , Audi TT cup / DEU

theoretical besttime: 1:52.011

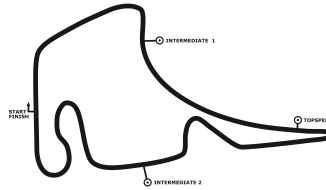
Lap	Time	S1	V1	S2	V2	S3	V3	Vmax	Lap	Time	S1	V1	S2	V2	S3	V3	Vmax
1	2:06.354	36.073	140	53.705	165	36.576	173	226	6	1:53.664	25.138	143	51.963	166	36.563	172	233
2	1:54.297	25.094	142	53.247	167	35.956	176	229	7	1:54.237	25.112	142	52.463	164	36.662	171	235
3	1:53.420	25.260	143	52.582	164	35.578	175	230	8	1:53.348	25.318	144	51.759	164	36.271	173	232
4	1:54.323	24.836	140	51.626	167	37.861	166	231	9	1:53.578	24.807	144	52.771	165	36.000	171	236
5	2:25.263	26.975	138	1:07.697	139	50.591	174	136									

DTM Hockenheim I

Hockenheimring, length 4574 m

05. - 07.05.2017

Audi Sport TT Cup



Audi Sport
TT Cup

Lap Analysis race 1, 06.05.2017

DMSB-Reg.No.: 122/17

11 Tommaso Mosca , Audi TT cup / ITA

theoretical besttime: 1:51.037

Lap	Time	S1	V1	S2	V2	S3	V3	Vmax	Lap	Time	S1	V1	S2	V2	S3	V3	Vmax
1	2:00.806	32.602	140	52.468	168	35.736	177	234	8	1:51.476	24.606	144	51.413	165	35.457	176	236
2	1:52.094	24.662	144	52.148	166	35.284	176	233	9	1:52.838	25.535	138	51.669	166	35.634	180	232
3	1:51.500	24.340	144	51.749	166	35.411	176	236	10	1:52.752	24.561	140	51.873	165	36.318	173	229
4	1:52.604	24.763	142	51.724	167	36.117	148	234	11	1:51.982	24.563	142	51.879	164	35.540	171	229
5	2:33.620	31.522	124	1:10.412	126	51.686	174	142	12	1:53.057	24.889	142	52.633	165	35.535	174	226
6	1:51.389	24.498	142	51.599	167	35.292	175	234	13	1:54.152	24.854	140	53.112	166	36.186	172	229
7	1:51.548	24.367	144	51.515	166	35.666	176	235									

15 Jack Manchester , Audi TT cup / GBR

theoretical besttime: 1:52.825

Lap	Time	S1	V1	S2	V2	S3	V3	Vmax	Lap	Time	S1	V1	S2	V2	S3	V3	Vmax
1	2:05.750	36.339	135	53.240	167	36.171	174	227	8	1:54.017	25.306	143	52.452	163	36.259	173	233
2	1:54.633	25.191	139	53.590	166	35.852	172	230	9	1:53.984	25.159	143	52.341	164	36.484	174	232
3	1:55.299	25.862	143	52.749	163	36.688	173	236	10	1:55.217	25.253	144	53.726	160	36.238	174	232
4	1:55.695	26.186	140	52.478	167	37.031	168	225	11	1:53.461	25.160	141	52.354	161	35.947	176	231
5	2:24.968	27.784	139	1:06.108	159	51.076	172	129	12	1:53.931	24.951	140	52.664	162	36.316	169	232
6	1:53.588	25.180	138	52.392	166	36.016	172	226	13	1:55.200	25.498	139	53.051	163	36.651	168	226
7	1:53.190	25.009	143	52.022	164	36.159	171	234									

17 Keagan Masters , Audi TT cup / ZAF

theoretical besttime: 1:51.150

Lap	Time	S1	V1	S2	V2	S3	V3	Vmax	Lap	Time	S1	V1	S2	V2	S3	V3	Vmax
1	2:03.144	34.068	135	53.073	166	36.003	175	228	8	1:51.669	24.654	143	51.469	167	35.546	175	235
2	1:51.788	24.841	142	51.769	168	35.178	176	230	9	1:52.849	24.805	144	51.765	167	36.279	173	234
3	1:51.573	24.553	143	51.645	167	35.375	177	227	10	1:52.565	24.734	142	52.242	166	35.589	175	232
4	1:54.018	24.616	142	51.662	167	37.740	146	231	11	1:51.917	24.723	144	51.671	165	35.523	174	234
5	2:30.750	29.637	128	1:10.160	136	50.953	176	135	12	1:52.095	24.879	142	51.556	166	35.660	173	232
6	1:52.604	25.099	138	51.995	167	35.510	176	234	13	1:53.022	24.908	144	52.260	165	35.854	174	236
7	1:51.369	24.554	143	51.419	167	35.396	176	234									

23 Philip Ellis , Audi TT cup / GBR

theoretical besttime: 1:50.335

Lap	Time	S1	V1	S2	V2	S3	V3	Vmax	Lap	Time	S1	V1	S2	V2	S3	V3	Vmax
1	1:59.633	31.306	140	52.479	166	35.848	175	226	8	1:50.669	24.584	144	51.007	167	35.078	174	229
2	1:51.119	24.558	145	51.422	168	35.139	176	233	9	1:51.055	24.422	145	51.312	167	35.321	175	229
3	1:50.839	24.485	144	51.194	169	35.160	175	231	10	1:51.519	24.526	144	51.567	165	35.426	172	230
4	1:52.522	24.250	145	51.341	169	36.931	132	231	11	1:51.295	24.724	144	51.372	167	35.199	175	229
5	2:34.293	31.455	111	1:10.458	121	52.380	175	145	12	1:51.567	24.541	142	51.738	166	35.288	173	226
6	1:51.712	24.644	145	51.771	168	35.297	173	228	13	1:52.358	24.503	142	51.978	167	35.877	140	226
7	1:51.003	24.492	145	51.275	166	35.236	175	230									

25 Mikel Azcona , Audi TT cup / ESP

theoretical besttime: 1:50.834

Lap	Time	S1	V1	S2	V2	S3	V3	Vmax	Lap	Time	S1	V1	S2	V2	S3	V3	Vmax
1	2:01.407	34.147	140	51.892	166	35.368	175	227	6	1:51.984	25.064	139	51.499	168	35.421	177	232
2	1:51.136	24.522	145	51.181	169	35.433	177	233	7	1:51.169	24.558	145	51.101	166	35.510	172	236
3	1:51.418	24.365	143	51.649	168	35.404	175	229	8	1:51.887	24.644	141	51.567	165	35.676	172	234
4	1:54.293	25.016	142	52.589	165	36.688	154	227	9	1:52.292	24.647	144	52.068	166	35.577	174	228
5	2:32.812	31.374	119	1:10.164	121	51.274	177	140									

31 Kevin Arnold , Audi TT cup / DEU

theoretical besttime: 1:52.244

Lap	Time	S1	V1	S2	V2	S3	V3	Vmax	Lap	Time	S1	V1	S2	V2	S3	V3	Vmax
1	2:04.439	34.590	134	53.724	166	36.125	174	229	3	1:53.226	24.972	143	52.621	167	35.633	176	224
2	1:52.886	25.135	143	51.639	168	36.112	176	234									

43 Milan Dontje , Audi TT cup / NLD

theoretical besttime: 1:50.892

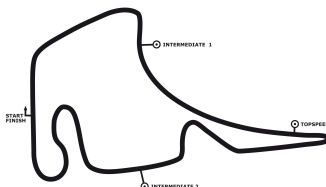
Lap	Time	S1	V1	S2	V2	S3	V3	Vmax	Lap	Time	S1	V1	S2	V2	S3	V3	Vmax
1	2:00.446	31.990	140	52.777	166	35.679	176	230	8	1:51.545	24.410	143	51.556	165	35.579	174	233
2	1:51.834	24.695	141	51.693	167	35.446	176	229	9	1:52.085	24.675	138	51.741	166	35.669	175	232
3	1:51.191	24.378	141	51.624	167	35.189	175	231	10	1:52.240	24.609	141	51.780	165	35.851	178	232
4	1:52.037	24.286	140	51.417	168	36.334	144	233	11	1:52.031	24.471	142	51.684	166	35.876	172	233
5	2:34.518	31.874	118	1:10.164	122	52.480	175	156	12	1:52.141	24.620	141	51.825	166	35.696	173	233
6	1:51.482	24.453	142	51.623	168	35.406	175	231	13	1:52.172	24.717	141	51.791	167	35.664	166	233
7	1:51.614	24.431	143	51.672	165	35.511	175	232									

DTM Hockenheim I

Hockenheimring, length 4574 m

05. - 07.05.2017

Audi Sport TT Cup



Audi Sport
TT Cup

Lap Analysis race 1, 06.05.2017

DMSB-Reg.No.: 122/17

55 Fabian Vettel , Audi TT cup / DEU

theoretical besttime: 1:51.603

Lap	Time	S1	V1	S2	V2	S3	V3	Vmax	Lap	Time	S1	V1	S2	V2	S3	V3	Vmax
1	2:03.489	34.411	131	52.986	167	36.092	175	231	7	1:53.498	24.925	144	51.885	168	36.688	173	232
2	1:54.288	25.215	142	53.276	168	35.797	179	233	8	1:53.848	24.525	141	52.853	162	36.470	179	230
3	1:53.236	24.615	142	53.063	165	35.558	180	223	9	1:52.882	24.896	144	52.049	167	35.937	176	234
4	1:58.916	24.418	142	58.023	167	36.475	174	231	10	1:54.056	25.178	139	52.954	165	35.924	175	232
5	2:25.057	28.310	141	1:06.533	163	50.214	176	127	11	1:54.597	25.182	141	52.886	164	36.529	172	229
6	1:52.743	25.220	145	51.627	167	35.896	174	235	12	2:00.358	25.175	129	52.995	165			227

98 Benoit Treluyer , Audi TT cup Guest / FRA

theoretical besttime: 1:50.746

Lap	Time	S1	V1	S2	V2	S3	V3	Vmax	Lap	Time	S1	V1	S2	V2	S3	V3	Vmax
1	2:03.113	33.308	140	53.140	165	36.665	172	231	8	1:51.584	24.718	143	51.272	167	35.594	173	236
2	1:52.891	25.052	145	52.234	167	35.605	177	233	9	1:51.954	24.689	145	51.444	171	35.821	178	236
3	1:51.963	24.879	140	51.668	166	35.416	177	233	10	1:51.686	24.643	143	51.553	166	35.490	175	231
4	1:53.168	24.408	142	51.507	170	37.253	146	233	11	1:51.943	24.790	143	51.617	166	35.536	177	234
5	2:31.328	29.495	135	1:10.243	138	51.590	176	129	12	1:51.984	24.572	144	52.105	166	35.307	179	229
6	1:51.953	24.464	141	51.833	168	35.656	177	234	13	1:51.220	24.276	142	51.746	169	35.198	173	229
7	1:51.452	24.349	145	51.371	168	35.732	176	236									

99 James Taylor , Audi TT cup Guest / GBR

theoretical besttime: 1:52.478

Lap	Time	S1	V1	S2	V2	S3	V3	Vmax	Lap	Time	S1	V1	S2	V2	S3	V3	Vmax
1	2:06.684	36.578	141	53.773	167	36.333	176	230	8	1:54.477	25.934	140	52.374	166	36.169	173	231
2	1:54.304	25.512	145	52.981	168	35.811	177	234	9	1:54.341	24.829	142	53.422	165	36.090	173	231
3	1:54.936	25.629	145	52.618	165	36.689	176	232	10	1:53.240	24.834	143	52.304	166	36.102	174	234
4	1:53.540	25.171	146	51.838	168	36.531	173	228	11	1:53.666	25.268	144	52.268	165	36.130	175	234
5	2:24.864	28.241	139	1:06.167	144	50.456	174	142	12	1:54.205	25.271	144	52.635	166	36.299	175	234
6	1:54.085	25.417	137	52.694	167	35.974	177	234	13	1:53.461	25.157	141	51.972	165	36.332	176	232
7	1:53.236	25.084	143	51.989	168	36.163	173	231									