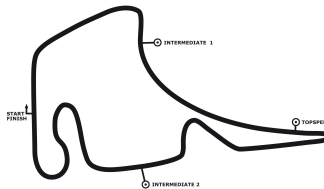


# DTM Hockenheim I

Hockenheimring, length 4574 m

05. - 07.05.2017

Audi Sport TT Cup



DMSB-Reg.No.: 122/17

## Lap Analysis race 2, 07.05.2017

### 2 Finlay Hutchinson , Audi TT cup / GBR

theoretical besttime: 1:57.520

Lap	Time	S1	V1	S2	V2	S3	V3	Vmax	Lap	Time	S1	V1	S2	V2	S3	V3	Vmax
1	2:06.514	35.238	140	<b>54.014</b>	<b>164</b>	<b>37.262</b>	<b>173</b>	<b>235</b>	8	2:00.022	26.566	140	54.691	158	38.765	169	229
2	1:59.695	26.481	<b>141</b>	54.085	160	39.129	167	227	9	2:00.548	26.654	138	55.403	158	38.491	168	219
3	1:59.840	26.477	135	54.227	159	39.136	168	224	10	2:00.193	26.779	137	54.641	159	38.773	168	225
4	2:00.285	<b>26.244</b>	138	54.767	159	39.274	169	227	11	2:00.449	26.684	137	55.036	159	38.729	168	219
5	<b>1:59.082</b>	26.479	136	54.175	160	38.428	168	233	12	2:01.529	26.725	133	55.782	158	39.022	167	224
6	1:59.263	26.288	136	54.205	160	38.770	168	225	13	2:01.536	26.900	135	55.337	159	39.299	167	225
7	2:00.006	26.444	140	54.693	161	38.869	169	230									

### 3 Gosia Rdest , Audi TT cup / POL

theoretical besttime: 1:57.421

Lap	Time	S1	V1	S2	V2	S3	V3	Vmax	Lap	Time	S1	V1	S2	V2	S3	V3	Vmax
1	2:03.882	32.161	138	54.120	<b>161</b>	<b>37.601</b>	<b>170</b>	225	8	1:59.359	26.408	134	54.352	159	38.599	167	225
2	1:58.757	26.048	<b>139</b>	54.002	158	38.707	165	224	9	1:59.435	26.460	138	54.311	158	38.664	169	226
3	2:00.569	26.423	135	54.904	156	39.242	165	223	10	2:00.193	26.711	136	54.221	159	39.261	169	226
4	1:59.267	26.242	136	54.487	158	38.538	166	221	11	2:02.273	27.195	116	56.111	157	38.967	170	225
5	1:58.598	26.075	138	54.119	159	38.404	167	223	12	2:01.179	26.783	135	54.926	160	39.470	169	<b>228</b>
6	<b>1:58.048</b>	26.010	138	<b>53.906</b>	159	38.132	168	224	13	2:03.209	26.656	133	56.720	157	39.833	163	228
7	1:58.332	<b>25.914</b>	137	54.232	159	38.186	170	224									

### 4 Drew Ridge , Audi TT cup / AUS

theoretical besttime: 1:58.503

Lap	Time	S1	V1	S2	V2	S3	V3	Vmax	Lap	Time	S1	V1	S2	V2	S3	V3	Vmax
1	2:06.420	34.171	138	54.376	<b>164</b>	<b>37.873</b>	169	230	8	2:00.405	26.413	137	55.084	159	38.908	170	231
2	2:00.854	26.931	<b>140</b>	54.853	158	39.070	<b>170</b>	229	9	2:02.848	26.974	135	56.315	157	39.559	168	232
3	2:01.714	27.467	129	55.530	158	38.717	167	224	10	2:03.774	27.504	137	56.495	154	39.775	170	229
4	1:59.328	26.650	136	<b>54.287</b>	160	38.391	168	226	11	2:02.976	27.073	134	56.004	156	39.899	166	230
5	2:00.343	26.391	134	55.023	159	38.929	170	229	12	2:03.371	27.289	131	56.402	156	39.680	166	226
6	<b>1:59.206</b>	<b>26.343</b>	138	54.371	160	38.492	170	<b>232</b>	13	2:03.529	27.314	133	56.148	155	40.067	168	225
7	1:59.994	26.401	138	54.737	156	38.856	170	231									

### 5 Fabienne Wohlwend , Audi TT cup / LIE

theoretical besttime: 1:58.058

Lap	Time	S1	V1	S2	V2	S3	V3	Vmax	Lap	Time	S1	V1	S2	V2	S3	V3	Vmax
1	2:09.773	36.864	<b>142</b>	55.246	<b>167</b>	<b>37.663</b>	171	228	8	2:02.430	27.755	120	55.552	160	39.123	170	229
2	1:59.684	26.680	140	54.561	161	38.443	167	232	9	2:01.405	27.022	136	55.002	160	39.381	168	228
3	2:02.992	26.643	136	56.099	158	40.250	166	<b>234</b>	10	2:02.480	26.800	136	55.611	160	40.069	168	223
4	2:01.588	26.954	132	55.276	156	39.358	165	230	11	2:01.382	26.539	138	55.106	160	39.737	168	228
5	2:00.617	26.870	133	54.854	161	38.893	166	226	12	2:01.057	26.551	136	55.013	160	39.493	170	230
6	2:00.376	26.478	136	<b>54.374</b>	159	39.524	171	228	13	2:02.516	26.794	133	55.370	159	40.352	<b>173</b>	227
7	<b>1:59.151</b>	<b>26.021</b>	135	54.605	160	38.525	169	231									

### 7 Vivien Keszthelyi , Audi TT cup / HUN

theoretical besttime: 1:59.840

Lap	Time	S1	V1	S2	V2	S3	V3	Vmax	Lap	Time	S1	V1	S2	V2	S3	V3	Vmax
1	2:11.144	36.410	<b>136</b>	56.456	<b>160</b>	<b>38.278</b>	167	223	5	2:01.047	26.814	132	55.210	159	39.023	166	<b>229</b>
2	2:01.225	<b>26.454</b>	128	55.373	157	39.398	164	223	6	<b>2:00.885</b>	26.719	131	<b>55.108</b>	159	39.058	166	226
3	2:01.656	27.220	131	55.357	157	39.079	<b>169</b>	223	7	2:11.516	27.072	128	56.775	156			224
4	2:01.891	27.216	123	55.409	160	39.266	168	227									

### 8 Yannik Brandt , Audi TT cup / CHE

theoretical besttime: 1:57.842

Lap	Time	S1	V1	S2	V2	S3	V3	Vmax	Lap	Time	S1	V1	S2	V2	S3	V3	Vmax
1	2:04.584	32.640	<b>142</b>	54.367	<b>162</b>	<b>37.577</b>	<b>170</b>	228	8	2:00.715	26.974	133	54.759	157	38.982	167	227
2	2:00.400	<b>26.187</b>	139	55.125	159	39.088	167	226	9	2:03.373	27.107	132	56.056	138	40.210	166	228
3	2:00.085	26.585	130	54.742	159	38.758	167	227	10	2:02.530	27.906	131	55.053	155	39.571	166	231
4	2:01.032	26.792	131	54.848	160	39.392	167	228	11	2:02.823	27.473	131	55.503	155	39.847	166	232
5	<b>1:58.815</b>	26.500	134	<b>54.078</b>	160	38.237	169	<b>233</b>	12	2:02.826	27.285	132	55.399	156	40.142	160	232
6	1:59.480	26.193	137	54.205	158	39.082	167	229	13	2:04.574	28.108	130	56.132	154	40.334	163	233
7	2:01.308	26.551	133	55.869	157	38.888	166	225									

### 9 Mike Beckhusen , Audi TT cup / DEU

theoretical besttime: 1:59.401

Lap	Time	S1	V1	S2	V2	S3	V3	Vmax	Lap	Time	S1	V1	S2	V2	S3	V3	Vmax
1	2:09.326	35.986	<b>136</b>	55.274	<b>163</b>	<b>38.066</b>	170	<b>232</b>	8	2:00.800	26.860	136	55.239	154	38.701	168	229
2	2:01.242	26.716	133	56.008	158	38.518	164	223	9	2:01.592	26.983	135	55.640	151	38.969	165	230
3	2:02.954	26.732	135	55.974	146	40.248	163	227	10	2:02.007	26.884	136	55.980	150	39.143	169	231
4	2:01.883	27.533	131	55.250	156	39.100	167	227	11	2:02.696	27.222	134	56.057	151	39.417	165	228
5	2:00.550	26.792	135	55.283	158	38.475	169	228	12	2:02.759	27.150	132	56.081	149	39.528	163	221
6	<b>1:59.943</b>	26.768	132	<b>54.753</b>	156	38.422	<b>173</b>	230	13	2:03.184	27.263	128	56.047	152	39.874	162	221
7	2:00.342	<b>26.582</b>	131	55.201	152	38.559	165	228									

Timekeeping and Dataservice: wige SOLUTIONS GmbH & Co. KG, Meuspath, GER

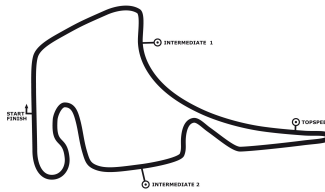
# DTM Hockenheim I

Hockenheimring, length 4574 m

05. - 07.05.2017

Audi Sport TT Cup

Lap Analysis race 2, 07.05.2017



**Audi Sport**  
TT Cup

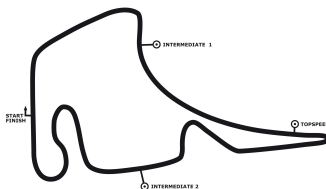
**DMSB**-Reg.No.: 122/17

# DTM Hockenheim I

Hockenheimring, length 4574 m

05. - 07.05.2017

Audi Sport TT Cup



**Audi Sport**  
TT Cup

DMSB-Reg.No.: 122/17

## Lap Analysis race 2, 07.05.2017

### 11 Tommaso Mosca , Audi TT cup / ITA

theoretical besttime: 1:58.288

Lap	Time	S1	V1	S2	V2	S3	V3	Vmax	Lap	Time	S1	V1	S2	V2	S3	V3	Vmax
1	2:06.131	33.611	<b>140</b>	54.489	<b>164</b>	<b>38.031</b>	169	226	8	2:00.479	26.497	135	55.146	155	38.836	167	225
2	1:59.944	26.272	137	<b>54.483</b>	154	39.189	164	<b>229</b>	9	2:02.315	26.621	133	55.859	153	39.835	169	224
3	2:02.196	27.199	126	55.776	148	39.221	164	229	10	2:01.026	26.731	135	54.748	158	39.547	167	229
4	1:59.475	26.449	132	54.525	153	38.501	167	228	11	2:02.504	27.252	132	55.948	156	39.304	166	224
5	2:00.197	26.197	130	55.625	154	38.375	<b>171</b>	224	12	2:01.492	26.531	134	55.447	157	39.514	167	225
6	<b>1:59.146</b>	<b>25.774</b>	134	54.944	159	38.428	166	224	13	2:03.659	26.843	133	57.145	156	39.671	164	226
7	1:59.414	26.144	135	54.662	156	38.608	167	226									

### 15 Jack Manchester , Audi TT cup / GBR

theoretical besttime: 1:59.438

Lap	Time	S1	V1	S2	V2	S3	V3	Vmax	Lap	Time	S1	V1	S2	V2	S3	V3	Vmax
1	2:11.934	37.550	<b>141</b>	55.768	<b>161</b>	38.616	166	<b>232</b>	8	2:00.847	26.980	134	55.473	157	38.394	166	224
2	2:00.675	26.712	139	54.969	158	38.994	165	228	9	2:01.001	27.094	137	55.413	157	38.494	168	225
3	2:01.832	27.453	133	55.053	157	39.326	166	231	10	2:02.529	27.747	137	55.344	156	39.438	<b>171</b>	226
4	2:02.293	27.884	124	55.897	156	38.512	167	224	11	2:02.846	27.063	125	56.120	155	39.663	169	222
5	2:01.340	27.170	135	54.793	157	39.377		227	12	2:02.470	27.506	136	55.575	157	39.389	165	228
6	2:00.902	28.146	134	<b>54.664</b>	159	<b>38.092</b>	168	230	13	2:04.773	27.591	134	57.704	157	39.478	165	226
7	<b>2:00.290</b>	<b>26.682</b>	140	55.307	157	38.301	167	227									

### 17 Keagan Masters , Audi TT cup / ZAF

theoretical besttime: 1:57.949

Lap	Time	S1	V1	S2	V2	S3	V3	Vmax	Lap	Time	S1	V1	S2	V2	S3	V3	Vmax
1	2:07.715	34.496	<b>138</b>	55.896	<b>164</b>	<b>37.323</b>	168	225	8	2:00.757	26.697	134	55.179	158	38.881	164	226
2	2:00.025	26.207	137	54.942	156	38.876	165	220	9	2:01.160	27.000	136	54.914	157	39.246	170	<b>232</b>
3	2:01.691	27.349	132	55.834	154	38.508	167	227	10	2:02.854	26.516	135	55.124	157	41.214	165	228
4	<b>1:59.019</b>	26.611	134	<b>54.449</b>	160	37.959	<b>170</b>	223	11	2:02.085	27.182	134	55.474	156	39.429	165	225
5	1:59.761	26.304	134	54.868	151	38.589	168	229	12	2:02.563	27.072	134	55.876	158	39.615	164	224
6	1:59.170	<b>26.177</b>	138	54.543	160	38.450	167	227	13	2:03.184	27.642	133	56.101	158	39.441	166	222
7	1:59.695	26.568	137	54.467	157	38.660	168	229									

### 23 Philip Ellis , Audi TT cup / GBR

theoretical besttime: 1:57.425

Lap	Time	S1	V1	S2	V2	S3	V3	Vmax	Lap	Time	S1	V1	S2	V2	S3	V3	Vmax
1	2:05.174	33.193	139	53.987	<b>164</b>	<b>37.994</b>	<b>170</b>	228	8	1:58.427	26.002	139	54.122	160	38.303	167	227
2	1:59.036	26.348	<b>140</b>	54.503	161	38.185	167	228	9	1:58.370	26.540	140	53.714	160	38.116	169	228
3	2:00.232	26.046	137	54.692	157	39.494	165	228	10	2:00.134	26.637	135	54.334	159	39.163	168	225
4	2:01.491	27.093	137	54.996	159	39.402	165	225	11	2:01.359	26.748	127	55.962	156	38.649	168	225
5	1:58.637	26.243	137	54.239	161	38.155	170	<b>229</b>	12	2:00.267	26.567	138	54.589	159	39.111	167	226
6	1:57.816	26.009	139	53.621	159	38.186	168	228	13	2:01.676	26.883	133	54.711	160	40.082	137	227
7	<b>1:57.454</b>	<b>25.857</b>	140	<b>53.574</b>	160	38.023	169	228									

### 25 Mikel Azcona , Audi TT cup / ESP

theoretical besttime: 1:58.461

Lap	Time	S1	V1	S2	V2	S3	V3	Vmax	Lap	Time	S1	V1	S2	V2	S3	V3	Vmax
1	2:05.828	33.609	135	<b>54.153</b>	<b>161</b>	<b>38.066</b>	166	226	8	2:01.033	26.722	132	55.265	158	39.046	163	231
2	2:01.324	26.301	134	55.797	156	39.226	166	225	9	2:02.882	27.157	131	56.657	152	39.068	165	213
3	2:02.880	28.119	133	55.877	159	38.884	166	221	10	2:02.236	27.064	<b>137</b>	55.980	156	39.192	165	231
4	<b>1:59.422</b>	26.484	136	54.693	157	38.245	167	227	11	2:02.936	26.764	131	56.096	153	40.076	165	225
5	1:59.575	26.265	133	54.832	156	38.478	<b>169</b>	226	12	2:02.394	27.049	129	55.731	153	39.614	165	225
6	1:59.458	26.539	136	54.445	158	38.474	168	233	13	2:03.289	27.037	126	56.161	153	40.091	162	225
7	1:59.741	<b>26.242</b>	136	54.614	157	38.885	167	<b>234</b>									

### 43 Milan Dontje , Audi TT cup / NLD

theoretical besttime: 1:58.098

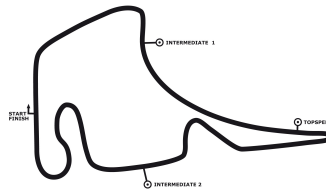
Lap	Time	S1	V1	S2	V2	S3	V3	Vmax	Lap	Time	S1	V1	S2	V2	S3	V3	Vmax
1	2:04.386	32.487	<b>137</b>	<b>54.327</b>	<b>161</b>	<b>37.572</b>	168	226	8	2:00.326	26.538	134	54.922	159	38.866	166	226
2	2:00.355	<b>26.199</b>	133	55.131	158	39.025	166	225	9	2:01.837	26.642	133	55.907	158	39.288	168	222
3	1:59.928	26.459	130	54.731	157	38.738	<b>169</b>	227	10	2:02.556	27.232	133	55.958	156	39.366	167	<b>230</b>
4	<b>1:59.694</b>	26.676	132	54.388	159	38.630	169	227	11	2:02.241	26.906	131	55.534	157	39.801	168	227
5	1:59.697	26.555	133	54.450	160	38.692	168	227	12	2:02.469	27.033	130	55.812	155	39.624	166	230
6	1:59.981	26.264	135	54.639	158	39.078	168	226	13	2:04.809	27.329	130	57.565	158	39.915	168	227
7	2:00.171	26.359	134	54.936	157	38.876	167	227									

# DTM Hockenheim I

Hockenheimring, length 4574 m

05. - 07.05.2017

Audi Sport TT Cup



**Audi Sport**  
TT Cup

## Lap Analysis race 2, 07.05.2017

DMSB-Reg.No.: 122/17

### 55 Fabian Vettel , Audi TT cup / DEU

theoretical besttime: 1:58.839

Lap	Time	S1	V1	S2	V2	S3	V3	Vmax	Lap	Time	S1	V1	S2	V2	S3	V3	Vmax
1	2:09.108	35.018	127	55.948	<b>163</b>	<b>38.142</b>	168	231	8	2:00.316	26.685	134	55.086	156	38.545	167	222
2	2:00.075	<b>26.236</b>	<b>137</b>	54.740	154	39.099	166	228	9	1:59.985	26.448	134	54.976	157	38.561	<b>170</b>	222
3	2:03.751	26.463	133	57.274	155	40.014	165	231	10	2:00.193	26.364	135	54.906	157	38.923	169	228
4	2:02.097	26.931	133	55.752	154	39.414	166	225	11	2:01.411	27.034	135	55.074	156	39.303	165	<b>233</b>
5	2:00.268	26.687	133	54.875	159	38.706	166	220	12	2:01.368	26.663	133	55.114	158	39.591	165	226
6	1:59.848	26.849	135	54.498	158	38.501	167	226	13	2:02.575	27.476	132	56.064	156	39.035	166	224
7	<b>1:59.597</b>	26.844	133	<b>54.461</b>	158	38.292	169	224									

### 98 Benoit Treluyer , Audi TT cup Guest / FRA

theoretical besttime: 1:57.808

Lap	Time	S1	V1	S2	V2	S3	V3	Vmax	Lap	Time	S1	V1	S2	V2	S3	V3	Vmax
1	2:08.643	34.800	<b>139</b>	55.980	161	<b>37.863</b>	168	<b>233</b>	8	<b>1:58.154</b>	<b>25.881</b>	133	<b>54.064</b>	161	38.209	166	231
2	1:59.602	25.972	135	54.817	158	38.813	167	226	9	1:59.257	26.093	137	54.204	160	38.960	168	232
3	2:03.962	27.227	130	56.522	153	40.213	164	232	10	2:00.762	26.785	135	54.849	154	39.128	170	227
4	2:02.152	26.716	130	56.193	158	39.243	167	220	11	1:59.970	26.157	136	54.780	160	39.033	168	226
5	2:00.705	26.765	135	54.871	<b>163</b>	39.069	170	229	12	2:00.238	26.371	135	55.199	156	38.668	170	223
6	1:59.032	26.267	135	54.267	161	38.498	168	229	13	2:00.080	26.383	135	54.911	157	38.786	169	223
7	1:58.364	25.917	133	54.507	157	37.940	<b>173</b>	228									

### 99 James Taylor , Audi TT cup Guest / GBR

theoretical besttime: 1:59.612

Lap	Time	S1	V1	S2	V2	S3	V3	Vmax	Lap	Time	S1	V1	S2	V2	S3	V3	Vmax
1	2:11.528	37.302	<b>141</b>	55.731	<b>160</b>	38.495	164	<b>232</b>	8	2:00.595	<b>26.490</b>	131	55.685	158	38.420	<b>171</b>	219
2	2:01.358	26.831	135	55.717	159	38.810	163	231	9	2:01.412	26.672	135	56.284	158	38.456	167	213
3	2:01.920	27.559	125	55.493	159	38.868	165	222	10	2:02.153	26.636	137	56.062	157	39.455	166	210
4	2:01.711	27.372	128	<b>55.182</b>	156	39.157	162	222	11	2:02.829	27.036	134	56.008	157	39.785	163	207
5	2:01.373	27.097	130	55.936	156	38.340	163	227	12	2:02.421	26.635	137	56.339	157	39.447	161	222
6	<b>2:00.304</b>	26.691	132	55.240	156	38.373	167	230	13	2:00.819	26.880	137	55.224	157	38.715	168	222
7	2:01.539	27.122	135	56.477	159	<b>37.940</b>	168	215									