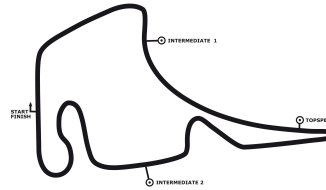


DTM Hockenheim I

Hockenheimring, length 4574 m

05. - 07.05.2017

DTM



DMSB-Reg.No.: 122/17

Lap Analysis free practice 1, 05.05.2017

2 Gary Paffett , Mercedes-AMG C 63 DTM Mercedes me / GBR										theoretical besttime: 1:32.852							
Lap	Time	S1	V1	S2	V2	S3	V3	Vmax	Lap	Time	S1	V1	S2	V2	S3	V3	Vmax
1	3:16.872		119	51.153	194			226	9	1:33.651	20.492	168	44.084	204	29.075	209	252
2	3:06.455	1:50.452	160	46.046	202	29.957	216	249	10	1:33.734	20.432	169	44.084	204	29.218	210	252
3	1:33.249	20.489	170	43.774	207	28.986	212	253	11	1:33.569	20.418	167	44.064	204	29.087	207	252
4	1:33.164	20.448	171	43.876	206	28.840	214	254	12	1:33.950	20.421	167	44.154	204	29.375	209	253
5	1:32.873	20.238	170	43.790	207	28.845	211	253	13	1:34.454	20.488	167	44.005	202	29.961	209	260
6	1:40.364	20.936	159	45.606	204			253	14	1:51.649	23.126	129	51.032	203	37.491	119	188
7	9:27.522	8:12.748	164	45.227	203	29.547	209	249	15	2:36.190	33.496	96	1:12.222	87	50.472	151	111
8	1:33.749	20.523	169	44.190	203	29.036	203	251	16	1:44.826	24.461	159	45.396	197			257

3 Paul Di Resta , Mercedes-AMG C 63 DTM / GBR										theoretical besttime: 1:33.071							
Lap	Time	S1	V1	S2	V2	S3	V3	Vmax	Lap	Time	S1	V1	S2	V2	S3	V3	Vmax
1	2:12.053		136	52.269	187			219	9	1:34.129	20.578	167	44.302	203	29.249	209	253
2	3:32.155	2:12.358	136	48.145	199	31.652	208	235	10	1:34.135	20.542	167	44.286	204	29.307	209	253
3	1:37.994	21.513	162	45.813	200	30.668	211	252	11	1:33.870	20.580	167	43.927	204	29.363	210	261
4	1:32.945	20.322	171			1:12.623			12	1:34.327	20.717	165	44.268	204	29.342	209	252
5	1:32.763				206	28.822	211		13	1:41.908	22.044	151	48.173	197	31.691	208	240
6	2:40.898	21.665	153	46.292	200			252	14	1:39.312	21.684	167	46.134	203	31.494	208	253
7	9:20.643	8:04.524	161	46.144	201	29.975	209	237	15	2:20.718	22.810	112	1:13.282	92	44.626	161	112
8	1:34.361	20.648	167	44.421	204	29.292	210	252	16	1:58.475	27.553	161	47.516	201			229

5 Mattias Ekström , Red Bull Audi RS 5 DTM / SWE										theoretical besttime: 1:33.137							
Lap	Time	S1	V1	S2	V2	S3	V3	Vmax	Lap	Time	S1	V1	S2	V2	S3	V3	Vmax
1	2:57.065		140	52.462	151			210	11	1:33.932	20.518	166	44.230	206	29.184	209	255
2	2:25.045	55.283	133	50.306	194			246	12	1:34.493	20.630	165	44.481	204	29.382	209	254
3	5:09.918	3:49.785	146	49.021	192	31.112	209	249	13	1:34.227	20.585	166	44.421	203	29.221	213	258
4	1:36.009	21.671	165	44.761	205	29.577	207	253	14	1:34.368	20.734	166	44.111	202	29.523	209	264
5	1:33.456	20.505	167	44.018	207	28.933	212	254	15	1:34.720	20.773	166	44.499	201	29.448	208	254
6	1:33.629	20.354	168	44.079	205	29.196	212	255	16	1:40.146	20.883	164	44.325	204			262
7	1:33.321	20.538	167	43.858	206	28.925	213	267	17	2:27.258	1:07.853	161	46.019	199	33.386	141	253
8	1:33.466	20.411	166	44.094	204	28.961	209	255	18	2:32.868	31.406	102	1:12.958	101	48.504	153	126
9	1:33.689	20.494	166	44.144	204	29.051	213	253	19	1:46.950	24.576	167	46.395	199			258
10	1:33.991	20.502	167	44.352	204	29.137	209	254									

6 Robert Wickens , Mercedes-AMG C 63 DTM Mercedes me / CAN										theoretical besttime: 1:33.231							
Lap	Time	S1	V1	S2	V2	S3	V3	Vmax	Lap	Time	S1	V1	S2	V2	S3	V3	Vmax
1	4:01.751		140	48.913	198	32.574	214	239	12	1:34.522	20.609	167	44.250	205	29.663	209	253
2	1:37.883	22.219	165	45.388	204	30.276	214	249	13	1:34.129	20.633	169	44.292	204	29.204	209	254
3	1:35.344	20.680	170	45.182	201	29.482	208	251	14	1:34.059	20.667	168	44.175	205	29.217	209	255
4	1:33.691	20.505	169	44.110	204	29.076	208	253	15	1:34.013	20.604	169	44.102	206	29.307	209	255
5	1:33.524	20.440	170	44.117	205	28.967	213	252	16	1:37.946	20.519	168	44.201	203			255
6	1:33.709	20.340	169	44.418	206	28.951	208	254	17	2:45.200	1:21.171	166	52.843	181	31.186	209	180
7	1:33.707	20.476	165	44.204	206	29.027	208	252	18	1:38.700	21.352	168	45.872	203	31.476	211	252
8	1:33.728	20.404	169	44.278	206	29.046	210	253	19	1:38.408	21.750	170	45.628	204	31.030	209	248
9	1:33.660	20.406	169	44.144	205	29.110	210	253	20	2:20.039	23.010	131	1:13.249	90	43.780	163	114
10	1:34.159	20.525	168	44.303	204	29.331	209	254	21	1:55.774	26.973	162	46.924	202			258
11	1:34.095	20.818	167	43.940	204	29.337	209	262									

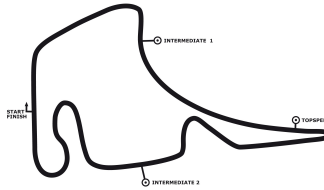
7 Bruno Spengler , BMW M4 DTM / CAN										theoretical besttime: 1:33.394							
Lap	Time	S1	V1	S2	V2	S3	V3	Vmax	Lap	Time	S1	V1	S2	V2	S3	V3	Vmax
1	2:31.877		117	53.961	187			219	10	1:33.718	20.695	167	43.761	205	29.262	208	263
2	9:18.942	7:57.550	135	48.798	148	32.594	211	243	11	1:33.709	20.553	168	43.814	204	29.342	212	265
3	1:35.412	21.195	167	44.691	204	29.526	213	251	12	1:39.019	20.664	168	44.169	203			257
4	1:33.899	20.612	167	44.132	205	29.155	211	254	13	1:55.650	34.348	166	46.229	201			246
5	1:35.038	21.164	168	44.424	203	29.450	210	254	14	2:23.053	1:04.583	151	47.562	199	30.908	206	231
6	1:34.022	20.703	168	44.013	204	29.306	212	255	15	1:37.131	21.683	167	44.977	203	30.471	206	253
7	1:33.597	20.496	168	43.964	204	29.137	210	255	16	2:29.319	29.643	114	1:13.155	84	46.521	157	128
8	1:33.885	20.597	166	44.015	204	29.273	209	255	17	1:49.053	25.724	166	45.663	201			255
9	1:33.820	20.739	167	43.861	204	29.220	211	262									

DTM Hockenheim I

Hockenheimring, length 4574 m

05. - 07.05.2017

DTM



DMSB-Reg.No.: 122/17

Lap Analysis free practice 1, 05.05.2017

11 Marco Wittmann , BMW M4 DTM / DEU

theoretical besttime: 1:33.680

Lap	Time	S1	V1	S2	V2	S3	V3	Vmax	Lap	Time	S1	V1	S2	V2	S3	V3	Vmax
1	11:44.467		141	49.004	198	31.455	211	229	9	1:34.599	20.814	167	44.255	203	29.530	210	256
2	1:36.469	21.717	167	45.164	206	29.588	211	248	10	1:34.627	20.598	167	44.491	203	29.538	212	257
3	1:33.994	20.710	167	44.213	206	29.071	211	254	11	1:35.535	20.922	167	44.703	202	29.910	212	257
4	1:34.578	20.511	167	44.666	201	29.401	211	254	12	1:38.940	20.733	166	44.224	202			265
5	1:34.072	20.591	167	44.170	204	29.311	210	254	13	2:41.142	1:21.746	165	47.024	188	32.372	207	252
6	1:34.073	20.668	166	44.121	204	29.284	209	255	14	1:39.245	21.587	167	45.432	201	32.226	129	255
7	1:33.841	20.519	166	44.098	204	29.224	209	254	15	2:31.665	31.328	110	1:13.022	87	47.315	154	122
8	1:34.689	20.756	167	44.411	204	29.522	210	255	16	1:47.833	24.840	164	46.277	200			258

15 Augusto Farfus , BMW M4 DTM / BRA

theoretical besttime: 1:34.026

Lap	Time	S1	V1	S2	V2	S3	V3	Vmax	Lap	Time	S1	V1	S2	V2	S3	V3	Vmax
1	12:03.160		139	50.944	189	31.989	203	245	9	1:34.359	20.635	168	44.353	204	29.371	209	255
2	1:37.270	22.335	166	45.346	204	29.589	213	249	10	1:34.297	20.645	167	44.226	204	29.426	209	254
3	1:34.241	20.641	169	44.302	205	29.298	208	252	11	1:34.476	20.739	168	44.245	203	29.492	208	254
4	1:36.138	20.531	169	46.122	202	29.485	205	254	12	1:39.448	20.805	166	44.542	200			255
5	1:34.335	20.810	168	44.256	204	29.269	210	253	13	2:11.818	52.922	159	47.605	192	31.291	204	249
6	1:34.181	20.546	167	44.254	204	29.381	210	252	14	1:43.987	22.144	162	47.639	196	34.204	128	244
7	1:34.274	20.592	167	44.342	204	29.340	209	253	15	2:35.404	33.011	101	1:12.647	112	49.746	151	119
8	1:34.283	20.669	168	44.305	204	29.309	212	254	16	1:53.058	26.814	162	47.373	199			233

16 Timo Glock , BMW M4 DTM / DEU

theoretical besttime: 1:33.371

Lap	Time	S1	V1	S2	V2	S3	V3	Vmax	Lap	Time	S1	V1	S2	V2	S3	V3	Vmax
1	2:17.920		140	50.081	191			221	10	1:38.613	20.537	166	44.712	192	33.364	208	256
2	9:32.647	8:08.718	156	47.195	197			247	11	1:34.154	20.638	165	44.108	204	29.408	209	255
3	2:07.381	52.296	163	45.391	203	29.694	209	251	12	1:33.873	20.607	168	43.955	204	29.311	212	257
4	1:33.774	20.623	167	44.101	206	29.050	215	254	13	1:33.955	20.592	167	43.913	205	29.450	211	256
5	1:33.931	20.414	168	43.999	204	29.518	209	254	14	1:38.874	20.631	164	44.698	194	33.545	144	256
6	1:34.440	20.408	163	44.547	203	29.485	210	254	15	2:03.021	23.539	152	51.963	129	47.519	140	229
7	1:33.580	20.457	167	43.959	205	29.164	209	254	16	2:38.005	33.751	114	1:13.143	89	51.111	152	121
8	1:33.621	20.564	168	43.919	205	29.138	211	255	17	3:03.883	32.898	108	1:07.188	137			133
9	1:33.702	20.482	167	43.985	205	29.235	212	255									

22 Lucas Auer , Mercedes-AMG C 63 DTM BWT / AUT

theoretical besttime: 1:33.175

Lap	Time	S1	V1	S2	V2	S3	V3	Vmax	Lap	Time	S1	V1	S2	V2	S3	V3	Vmax
1	3:21.087		93	57.507	188			208	8	1:33.380	20.354	169	43.894	206	29.132	211	252
2	11:52.016	10:35	158	46.414	200	30.028	214	242	9	1:33.266	20.366	169	43.918	206	28.982	209	254
3	1:34.120	20.690	169	44.247	203	29.183	213	247	10	1:37.847	20.459	169	43.932	205			254
4	1:33.252	20.341	169	43.971	206	28.940	209	249	11	2:13.681	55.781	167	44.411	203			252
5	1:33.356	20.406	168	43.902	204	29.048	209	251	12	3:19.515	1:13.008	103	1:17.885	126	48.622	119	105
6	1:33.348	20.442	169	43.950	205	28.956	207	251	13	2:42.859	33.864	119	1:14.005	129	54.990	145	131
7	1:33.240	20.378	169	43.914	206	28.948	211	252	14	1:43.112	23.001	166	45.669	205			243

31 Tom Blomqvist , BMW M4 DTM / GBR

theoretical besttime: 1:33.365

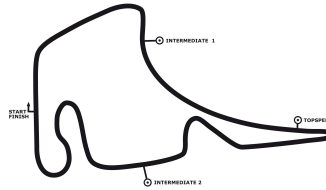
Lap	Time	S1	V1	S2	V2	S3	V3	Vmax	Lap	Time	S1	V1	S2	V2	S3	V3	Vmax
1	2:10.085		124	53.205	188			222	10	1:34.320	20.700	169	44.250	204	29.370	210	257
2	8:43.002	7:23.768	157	48.044	195	31.190	209	246	11	1:34.109	20.716	168	43.982	203	29.411	211	263
3	1:36.085	21.862	166	44.758	202	29.465	211	254	12	1:34.546	20.678	167	44.351	203	29.517	211	262
4	1:34.223	20.798	169	44.237	203	29.188	213	254	13	1:34.455	20.848	167	44.146	203	29.461	209	264
5	1:33.365	20.510	169	43.816	204	29.039	208	255	14	1:39.674	20.691	167	44.108	204			264
6	1:34.066	20.621	169	44.033	204	29.412	208	255	15	3:29.767	1:23.178	109	1:17.778	107	48.811	125	97
7	1:34.279	20.518	168	44.135	204	29.626	209	255	16	2:41.732	33.531	96	1:13.991	122	54.210	146	151
8	1:33.731	20.625	169	43.875	203	29.231	209	256	17	1:43.824	23.874	166	45.679	201			254
9	1:33.882	20.570	169	43.960	203	29.352	209	255									

DTM Hockenheim I

Hockenheimring, length 4574 m

05. - 07.05.2017

DTM



DMSB-Reg.No.: 122/17

Lap Analysis free practice 1, 05.05.2017

33 René Rast , AUTO BILD MOTORSPORT Audi RS 5DTM / DEU theoretical besttime: 1:32.909

Lap	Time	S1	V1	S2	V2	S3	V3	Vmax	Lap	Time	S1	V1	S2	V2	S3	V3	Vmax
1	6:00.037		126	51.917	193			211	11	1:33.650	20.612	167	43.838	205	29.200	211	258
2	2:07.725	45.512	158	46.717	200			252	12	1:33.640	20.626	168	43.807	207	29.207	212	257
3	2:06.337	48.001	167	48.727	203	29.609	205	220	13	1:33.948	20.537	168	43.778	205	29.633	211	265
4	1:34.016	20.556	168	44.079	204	29.381	209	255	14	1:33.928	20.725	167	43.805	204	29.398	213	265
5	1:33.812	20.447	168	44.064	206	29.301	212	255	15	1:33.265	20.492	168	43.545	206	29.228	210	262
6	1:35.583	20.283	168	44.277	181	31.023	212	257	16	1:33.899	20.602	167	43.948	204	29.349	208	259
7	1:33.335	20.379	167	43.875	205	29.081	209	255	17	2:40.617	34.093	96	1:17.904	126	48.620	107	116
8	1:33.490	20.406	168	43.893	206	29.191	206	256	18	2:43.433	33.896	102	1:13.654	144	55.883	150	124
9	1:36.584	20.434	167	46.748	200	29.402	210	257	19	1:39.991	21.919	169	44.480	205			255
10	1:33.640	20.351	167	44.208	204	29.081	208	255									

36 Maxime Martin , BMW M4 DTM / BEL theoretical besttime:

Lap	Time	S1	V1	S2	V2	S3	V3	Vmax	Lap	Time	S1	V1	S2	V2	S3	V3	Vmax
1	11:37.250		129	54.033	170			192	2	13:24.988	11:46	130	55.897	183			186

48 Edoardo Mortara , Mercedes-AMG C 63 DTM BWT / ITA theoretical besttime: 1:33.902

Lap	Time	S1	V1	S2	V2	S3	V3	Vmax	Lap	Time	S1	V1	S2	V2	S3	V3	Vmax
1	3:41.110		122	52.683	184	35.717	202	232	10	1:33.950	20.615	167	44.232	203	29.103	209	252
2	1:41.019	23.099	157	46.579	197	31.341	205	248	11	1:38.154	20.650	166	44.482	183	33.022	210	251
3	1:37.531	21.304	157	45.749	199	30.478	214	248	12	1:34.137	20.659	168	44.184	203	29.294	208	253
4	1:37.165	21.159	166	45.931	196	30.075	206	252	13	1:34.712	20.692	167	44.610	203	29.410	207	253
5	1:42.200	21.077	166	44.595	201			251	14	1:34.415	20.672	166	44.274	203	29.469	208	255
6	2:50.598	1:33.262	147	47.168	199	30.168	213	250	15	1:43.281	22.006	150	46.330	200			252
7	1:34.791	20.909	167	44.620	202	29.262	212	250	16	3:41.093	2:21.198	160	46.005	198	33.890	204	252
8	1:34.761	20.784	167	44.512	202	29.465	207	251	17	2:08.504	26.235	127	55.324	123	46.945	114	179
9	1:34.594	20.813	167	44.518	203	29.263	210	251	18	2:41.653	34.087	120	1:13.350	92			134

51 Nico Müller , Playboy Audi RS 5 DTM / CHE theoretical besttime: 1:33.348

Lap	Time	S1	V1	S2	V2	S3	V3	Vmax	Lap	Time	S1	V1	S2	V2	S3	V3	Vmax
1	2:06.314		127	52.288	184			235	12	1:34.242	20.576	166	43.843	206	29.823	206	264
2	2:12.213	51.195	137	48.548	197	32.470	208	240	13	1:34.760	20.881	166	44.146	205	29.733	208	264
3	1:37.214	21.677	164	45.056	203	30.481	207	251	14	1:34.075	20.736	167	43.715	204	29.624	211	266
4	1:34.721	20.820	167	44.390	205	29.511	207	255	15	1:34.866	20.510	166	44.551	206	29.805	211	263
5	1:33.935	20.571	168	43.988	206	29.376	213	254	16	1:34.217	20.465	167	44.151	205	29.601	213	264
6	1:33.661	20.443	168	44.028	206	29.190	208	254	17	1:34.609	20.618	166	44.095	200	29.896	209	265
7	1:34.504	20.506	167	44.140	206	29.858	213	254	18	1:39.827	20.775	166	44.293	206			265
8	1:34.357	20.682	166	44.189	206	29.486	210	253	19	2:36.358	1:13.929	142	49.548	197	32.881	205	221
9	1:34.237	20.651	167	44.224	206	29.362	211	254	20	1:38.474	21.978	162	45.743	202	30.753	206	251
10	1:34.216	20.583	166	44.246	205	29.387	212	254	21	2:11.382	21.141	167	1:07.082	95	43.159	165	125
11	1:34.249	20.652	167	44.180	207	29.417	209	255	22	2:01.551	28.341	154	47.970	201			232

53 Jamie Green , Hoffmann Group Audi RS 5 DTM / GBR theoretical besttime: 1:32.835

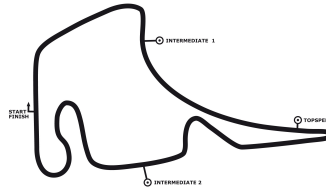
Lap	Time	S1	V1	S2	V2	S3	V3	Vmax	Lap	Time	S1	V1	S2	V2	S3	V3	Vmax
1	3:28.116		131	51.560	136			247	12	1:33.636	20.390	168	43.807	206	29.439	211	265
2	2:28.731	48.049	147	52.905	96			187	13	1:33.620	20.599	168	43.733	208	29.288	210	264
3	2:12.468	57.974	164	44.732	203	29.762	210	252	14	1:33.325	20.545	168	43.575	206	29.205	210	265
4	1:34.473	20.687	167	44.454	205	29.332	212	254	15	1:37.196	20.533	168	43.780	173	32.883	210	266
5	1:33.622	20.448	167	43.955	204	29.219	208	255	16	1:34.592	20.516	167	43.894	206	30.182	208	257
6	1:33.579	20.385	169	44.026	207	29.168	207	254	17	1:33.636	20.557	167	43.838	206	29.241	210	257
7	1:33.368	20.389	167	44.039	206	28.940	208	253	18	1:43.417	20.539	168	50.396	145	32.482	211	199
8	1:33.759	20.347	167	44.340	205	29.072	210	255	19	1:41.706	22.484	165	45.400	202	33.822	122	257
9	1:33.209	20.320	168	43.903	207	28.986	210	255	20	2:32.401	31.485	108	1:13.087	93	47.829	157	138
10	1:33.437	20.331	168	43.981	205	29.125	210	255	21	2:13.033	25.379	166	57.199	152			179
11	1:33.544	20.429	168	43.934	206	29.181	207	254									

DTM Hockenheim I

Hockenheimring, length 4574 m

05. - 07.05.2017

DTM



Lap Analysis free practice 1, 05.05.2017

DMSB-Reg.No.: 122/17

63 Maro Engel , Mercedes-AMG C 63 DTM SILBERPFEIL Energy / DEU theoretical besttime: 1:33.746

Lap	Time	S1	V1	S2	V2	S3	V3	Vmax	Lap	Time	S1	V1	S2	V2	S3	V3	Vmax
1	2:42.935		140	54.103	194	33.294	204	243	8	1:34.219	20.510	167	44.177	206	29.532	209	255
2	1:38.189	22.207	164	45.696	202	30.286	209	249	9	1:35.409	21.041	168	44.873	205	29.495	210	249
3	1:35.904	21.066	167	44.828	203	30.010	206	252	10	2:54.617	20.490	168	51.408	196			254
4	1:34.772	20.783	168	44.598	204	29.391	207	254	11	12:56.647	11:29	158	47.406	201			250
5	1:33.953	20.575	168	44.146	205	29.232	207	254	12	2:25.272	1:08.633	156	46.075	201	30.564	212	250
6	1:33.799	20.434	168	44.199	205	29.166	207	254	13	2:22.570	23.568	128	1:13.311	90	45.691	163	95
7	1:33.839	20.435	168	44.148	206	29.256	208	254	14	1:51.213	26.827	162	45.479	205			257

77 Loic Duval , Castrol EDGE Audi RS 5 DTM / FRA theoretical besttime: 1:33.719

Lap	Time	S1	V1	S2	V2	S3	V3	Vmax	Lap	Time	S1	V1	S2	V2	S3	V3	Vmax
1	4:53.436		109	58.466	178	36.602	194	190	11	1:39.876	22.852	148	47.085	203	29.939	210	220
2	1:47.076	24.246	146	51.147	196	31.683	206	227	12	1:34.126	20.609	167	44.344	205	29.173	211	252
3	1:36.436	21.531	166	45.263	204	29.642	213	252	13	1:34.098	20.606	167	44.342	206	29.150	208	254
4	1:34.907	20.670	167	44.393	202	29.844	208	253	14	1:38.963	22.015	139	47.436	201	29.512	208	249
5	1:33.864	20.607	166	44.080	206	29.177	212	252	15	1:34.211	20.805	166	44.022	206	29.384	210	265
6	1:36.996	21.696	131	45.812	205	29.488	210	249	16	1:34.061	20.786	166	43.969	207	29.306	206	264
7	1:34.445	20.839	164	44.239	206	29.367	204	252	17	1:40.951	20.821	166	44.118	201			259
8	1:34.059	20.600	166	44.235	205	29.224	208	252	18	2:43.369	59.951	155	54.575	107	48.843	123	250
9	1:34.079	20.640	168	44.141	204	29.298	208	254	19	2:40.790	33.464	98	1:14.439	104	52.887	148	144
10	1:35.451	20.707	167	44.339	205	30.405	203	252	20	1:45.858	24.545	157	46.290	201			255

99 Mike Rockenfeller , Schaeffler Audi RS 5 DTM / DEU theoretical besttime: 1:32.998

Lap	Time	S1	V1	S2	V2	S3	V3	Vmax	Lap	Time	S1	V1	S2	V2	S3	V3	Vmax
1	5:08.213		137	49.788	195	32.395	206	246	11	1:33.422	20.357	168	44.081	206	28.984	211	265
2	1:37.962	22.059	166	45.754	203	30.149	207	251	12	1:33.245	20.394	168	43.869	207	28.982	214	266
3	1:34.616	21.110	167	44.420	206	29.086	212	254	13	1:33.224	20.425	167	43.833	207	28.966	209	266
4	1:33.873	20.570	168	44.168	205	29.135	213	254	14	1:33.842	20.501	166	44.099	207	29.242	213	262
5	1:33.155	20.279	167	43.943	206	28.933	212	254	15	1:33.390	20.477	167	43.833	205	29.080	212	260
6	1:33.317	20.320	167	44.111	205	28.886	209	254	16	1:33.461	20.422	167	43.856	205	29.183	213	266
7	1:33.593	20.315	168	44.249	206	29.029	209	254	17	1:38.569	20.547	166	44.233	206			265
8	1:33.458	20.384	168	44.130	206	28.944	214	255	18	2:12.561	45.162	137	52.410	192	34.989	181	210
9	1:33.604	20.415	167	44.196	206	28.993	212	253	19	1:39.192	22.809	136	46.373	201	30.010	209	249
10	1:33.344	20.389	167	44.047	206	28.908	213	254	20	1:56.690	20.833	167	53.560	87	42.297	166	238