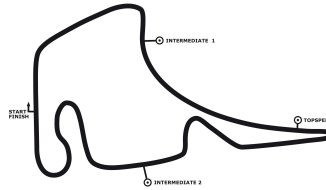


# DTM Hockenheim I

Hockenheimring, length 4574 m

05. - 07.05.2017

DTM



## Lap Analysis free practice 2, 06.05.2017

DMSB-Reg.No.: 122/17

2 Gary Paffett , Mercedes-AMG C 63 DTM Mercedes me / GBR										theoretical besttime: 1:32.192							
Lap	Time	S1	V1	S2	V2	S3	V3	Vmax	Lap	Time	S1	V1	S2	V2	S3	V3	Vmax
1	3:09.380		139	54.187	194	31.279	210	220	10	1:38.371	20.640	168	44.577	204			248
2	1:35.687	21.256	166	44.910	204	29.521	208	245	11	2:10.165	51.487	140	47.759	198	30.919	206	243
3	1:34.162	20.650	167	44.306	205	29.206	207	247	12	1:34.892	21.504	168	44.646	204	28.742	212	246
4	1:33.914	20.484	168	44.244	206	29.186	212	247	13	1:32.314	<b>19.972</b>	<b>170</b>	43.839	206	<b>28.503</b>	<b>214</b>	248
5	1:37.313	20.500	168	44.144	204	32.669	212	249	14	<b>1:32.282</b>	20.027	170	<b>43.717</b>	<b>208</b>	28.538	210	249
6	1:34.183	20.463	169	44.334	204	29.386	212	249	15	1:32.648	20.038	169	43.894	206	28.716	211	249
7	1:33.441	20.373	169	43.856	204	29.212	208	256	16	1:59.079	20.543	167	44.737	204			250
8	1:33.976	20.522	168	43.987	204	29.467	207	<b>257</b>	17	2:37.195	1:13.321	159	49.975	201			240
9	1:34.588	20.667	167	44.478	204	29.443	210	248									

3 Paul Di Resta , Mercedes-AMG C 63 DTM / GBR										theoretical besttime: 1:31.815							
Lap	Time	S1	V1	S2	V2	S3	V3	Vmax	Lap	Time	S1	V1	S2	V2	S3	V3	Vmax
1	1:52.984		146	48.141	198	33.518	208	226	11	1:56.224	20.960	164	45.261	199			249
2	1:34.940	20.822	166	44.708	203	29.410	210	246	12	2:23.824	1:04.633	145	47.930	199	31.261	208	247
3	1:34.438	20.334	166	44.416	204	29.688	210	248	13	1:37.522	21.831	162	45.704	203	29.987	211	247
4	1:33.846	20.330	166	44.356	203	29.160	207	248	14	<b>1:31.815</b>	<b>19.885</b>	<b>169</b>	<b>43.766</b>	<b>208</b>	<b>28.164</b>	<b>213</b>	248
5	1:34.323	20.456	166	44.453	203	29.414	207	248	15	1:36.603	19.961	168	44.486	190	32.156	213	248
6	1:35.675	20.497	165	45.576	201	29.602	207	249	16	1:38.684	20.102	167	43.901	208			250
7	1:35.115	20.617	165	44.693	201	29.805	208	250	17	2:11.980	57.434	162	45.371	203	29.175	211	249
8	1:35.416	20.695	165	44.764	202	29.957	207	<b>251</b>	18	1:32.744	20.096	168	43.823	208	28.825	209	251
9	1:35.522	20.822	164	44.807	201	29.893	208	249	19	2:09.749	22.715	151	55.208	79			238
10	1:36.002	20.897	164	45.130	199	29.975	208	249									

5 Mattias Ekström , Red Bull Audi RS 5 DTM / SWE										theoretical besttime: 1:32.169							
Lap	Time	S1	V1	S2	V2	S3	V3	Vmax	Lap	Time	S1	V1	S2	V2	S3	V3	Vmax
1	2:54.773		144	48.563	192	31.841	208	237	7	1:36.930	21.288	167	46.129	201	29.513	213	230
2	1:40.181	21.414	163	45.933	117	32.834	210	250	8	1:32.487	20.064	<b>168</b>	43.954	<b>208</b>	<b>28.469</b>	208	251
3	1:34.211	20.483	167	44.411	206	29.317	<b>213</b>	249	9	<b>1:32.312</b>	<b>19.900</b>	166	<b>43.800</b>	207	28.612	213	251
4	1:54.427	20.284	166	44.169	206			<b>252</b>	10	1:44.995	20.055	166	46.048	160			251
5	5:09.783	3:45.248	136	47.920	198			248	11	5:02.448	3:43.905	157	48.747	201	29.796	212	251
6	4:59.049	3:37.265	155	50.103	144	31.681	208	207	12	1:33.137	20.192	167	43.934	208	29.011	207	251

6 Robert Wickens , Mercedes-AMG C 63 DTM Mercedes me / CAN										theoretical besttime: 1:31.910							
Lap	Time	S1	V1	S2	V2	S3	V3	Vmax	Lap	Time	S1	V1	S2	V2	S3	V3	Vmax
1	2:09.955		147	48.991	196	31.882	207	240	9	1:34.523	20.711	171	44.787	206	29.025	210	<b>257</b>
2	1:35.719	21.113	168	44.974	204	29.632	209	246	10	1:32.045	19.977	<b>172</b>	43.644	<b>209</b>	<b>28.424</b>	211	249
3	1:34.208	20.540	169	44.493	201	29.175	209	247	11	<b>1:32.016</b>	<b>19.854</b>	<b>170</b>	<b>43.632</b>	<b>207</b>	<b>28.530</b>	<b>214</b>	251
4	1:33.840	20.444	169	44.241	205	29.155	208	248	12	1:41.628	20.149	170	45.120	208			250
5	1:34.427	20.444	168	44.513	206	29.470	209	248	13	6:02.420	4:46.621	168	44.673	207	31.126	208	249
6	1:35.748	21.354	168	44.730	206	29.664	209	249	14	1:37.053	20.625	169	46.351	200	30.077	210	251
7	1:38.275	20.575	168	44.270	206			249	15	1:32.907	20.154	169	43.911	206	28.842	213	250
8	2:09.944	51.924	146	47.992	202	30.028	209	242	16	1:37.563	20.362	169	44.014	208			250

7 Bruno Spengler , BMW M4 DTM / CAN										theoretical besttime: 1:32.235							
Lap	Time	S1	V1	S2	V2	S3	V3	Vmax	Lap	Time	S1	V1	S2	V2	S3	V3	Vmax
1	2:47.429		132	50.451	191			235	6	12:47.383	11:23	127	48.045	197			243
2	2:27.594	1:08.679	139	49.032	178	29.883	210	244	7	2:09.569	53.615	136	46.694	203	29.260	<b>213</b>	245
3	1:32.944	20.267	<b>169</b>	43.976	206	28.701	209	252	8	<b>1:32.361</b>	20.133	169	43.714	<b>208</b>	<b>28.514</b>	211	251
4	1:33.092	20.184	168	43.848	206	29.060	205	251	9	1:32.602	<b>20.034</b>	169	<b>43.687</b>	207	28.881	208	252
5	2:11.325	21.135	167	45.047	203			<b>253</b>	10	1:57.558	22.103	156	55.029	195			170

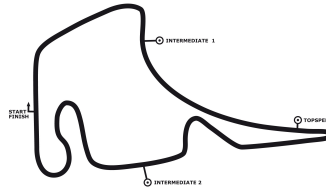
11 Marco Wittmann , BMW M4 DTM / DEU										theoretical besttime: 1:32.012							
Lap	Time	S1	V1	S2	V2	S3	V3	Vmax	Lap	Time	S1	V1	S2	V2	S3	V3	Vmax
1	5:13.762		138	48.515	149			243	6	1:39.320	20.873	166	44.485	203			<b>258</b>
2	2:18.100	1:02.408	163	45.566	201	30.126	204	247	7	11:46.918	10:29	138	47.519	198	29.801	212	243
3	1:38.698	20.925	167	46.694	203	31.079	207	251	8	1:32.457	20.261	<b>169</b>	43.686	<b>208</b>	<b>28.510</b>	<b>213</b>	251
4	1:34.684	20.755	166	44.368	205	29.561	207	252	9	<b>1:32.114</b>	<b>19.913</b>	169	<b>43.589</b>	208	28.612	210	251
5	1:34.499	20.597	165	44.331	204	29.571	204	252	10	1:32.958	20.174	168	43.703	206	29.081	212	254

# DTM Hockenheim I

Hockenheimring, length 4574 m

05. - 07.05.2017

DTM



## Lap Analysis free practice 2, 06.05.2017

DMSB-Reg.No.: 122/17

### 15 Augusto Farfus , BMW M4 DTM / BRA

theoretical besttime: 1:32.283

Lap	Time	S1	V1	S2	V2	S3	V3	Vmax	Lap	Time	S1	V1	S2	V2	S3	V3	Vmax
1	2:37.819		140	48.772	198	31.828	212	241	7	2:20.267	59.251	166	45.232	203			250
2	1:36.571	21.427	166	45.295	204	29.849	207	247	8	13:10.180	11:47	118	50.747	183	31.443	212	238
3	1:34.399	20.626	168	44.399	205	29.374	204	248	9	1:33.475	20.637	169	44.184	<b>208</b>	28.654	210	249
4	1:34.457	20.510	168	44.567	202	29.380	210	249	10	<b>1:32.414</b>	20.117	<b>171</b>	43.843	208	<b>28.454</b>	212	249
5	1:34.878	20.630	167	44.612	203	29.636	207	249	11	1:32.661	<b>20.082</b>	170	<b>43.747</b>	208	28.832	<b>215</b>	<b>251</b>
6	1:39.945	20.898	165	45.161	202			249	12	2:04.019	21.086	166	53.278	80			249

### 16 Timo Glock , BMW M4 DTM / DEU

theoretical besttime: 1:32.125

Lap	Time	S1	V1	S2	V2	S3	V3	Vmax	Lap	Time	S1	V1	S2	V2	S3	V3	Vmax
1	2:04.137		141	48.535	197			243	7	13:46.733	12:27	136	48.126	194	30.835	205	240
2	2:38.622	1:23.102	165	45.459	203	30.061	210	246	8	1:35.221	21.250	166	44.970	206	29.001	<b>212</b>	243
3	1:34.496	20.777	167	44.282	206	29.437	209	<b>252</b>	9	<b>1:32.125</b>	<b>19.945</b>	<b>170</b>	<b>43.643</b>	<b>208</b>	<b>28.537</b>	212	252
4	1:34.340	20.571	166	44.237	203	29.532	210	252	10	1:32.523	20.088	168	43.841	207	28.594	212	252
5	1:35.442	20.641	165	44.581	204	30.220	207	252	11	1:45.254	21.135	158	44.419	204			252
6	1:55.295	20.730	164	44.542	203			252									

### 22 Lucas Auer , Mercedes-AMG C 63 DTM BWT / AUT

theoretical besttime: 1:31.499

Lap	Time	S1	V1	S2	V2	S3	V3	Vmax	Lap	Time	S1	V1	S2	V2	S3	V3	Vmax
1	2:01.230		149	47.879	194			228	10	1:33.587	20.403	169	43.841	205	29.343	210	257
2	2:38.336	1:23.409	165	45.231	203	29.696	206	243	11	2:24.655	20.559	168	43.858	206			<b>259</b>
3	1:33.919	20.635	169	44.270	206	29.014	209	246	12	2:10.255	51.363	167	44.747	204			248
4	1:33.505	20.454	169	44.080	204	28.971	212	248	13	2:21.221	1:03.950	147	47.503	198	29.768	213	240
5	1:33.295	20.354	169	44.034	207	28.907	212	249	14	1:35.323	20.454	<b>170</b>	46.254	204	28.615	211	236
6	1:33.525	20.275	168	44.179	205	29.071	211	250	15	<b>1:31.712</b>	20.058	170	<b>43.435</b>	<b>210</b>	<b>28.219</b>	<b>215</b>	249
7	1:33.745	20.409	168	44.129	205	29.207	211	252	16	1:31.788	<b>19.845</b>	170	43.570	210	28.373	210	250
8	1:33.917	20.378	169	44.153	205	29.386	206	250	17	1:32.353	19.949	169	43.689	208	28.715	212	252
9	1:33.359	20.445	169	43.733	206	29.181	210	258	18	2:24.428	20.665	169	54.375	79			241

### 31 Tom Blomqvist , BMW M4 DTM / GBR

theoretical besttime: 1:32.894

Lap	Time	S1	V1	S2	V2	S3	V3	Vmax	Lap	Time	S1	V1	S2	V2	S3	V3	Vmax
1	3:01.517		137	48.529	194			243	7	13:53.515	12:28	122	52.079	179	33.210	206	201
2	2:11.146	52.807	142	47.838	197	30.501	209	240	8	1:34.838	21.143	167	44.693	205	29.002	211	248
3	1:38.104	21.107	167	47.203	197	29.794	<b>213</b>	250	9	1:34.255	21.462	167	<b>43.931</b>	<b>208</b>	28.862	211	251
4	1:33.025	20.320	<b>169</b>	43.954	206	<b>28.751</b>	208	251	10	<b>1:32.946</b>	<b>20.212</b>	169	43.942	207	28.792	211	251
5	1:36.300	20.229	169	46.417	201	29.654	211	<b>252</b>	11	2:04.928	20.494	167	52.897	80			251
6	2:18.451	20.518	168	45.623	160			252									

### 33 René Rast , AUTO BILD MOTORSPORT Audi RS 5DTM / DEU

theoretical besttime: 1:32.353

Lap	Time	S1	V1	S2	V2	S3	V3	Vmax	Lap	Time	S1	V1	S2	V2	S3	V3	Vmax
1	2:40.608		136	51.075	196	32.944	206	161	7	2:29.290	1:06.468	153	52.116	204	30.706	213	148
2	1:39.069	21.801	164	47.495	203	29.773	206	222	8	1:32.584	20.198	169	43.769	<b>208</b>	28.617	213	254
3	1:34.123	20.750	167	44.178	203	29.195	<b>214</b>	<b>254</b>	9	1:32.607	20.179	168	43.781	208	28.647	213	254
4	1:33.840	20.470	<b>169</b>	44.090	204	29.280	209	253	10	<b>1:32.415</b>	20.105	168	<b>43.736</b>	208	<b>28.574</b>	208	254
5	2:25.413	20.536	167	45.350	163			253	11	1:48.863	<b>20.043</b>	169	51.857	173			183
6	3:09.073	1:35.575	138	53.471	154			198	12	9:12.346	7:52.924	164	45.462	203			252

### 36 Maxime Martin , BMW M4 DTM / BEL

theoretical besttime: 1:32.607

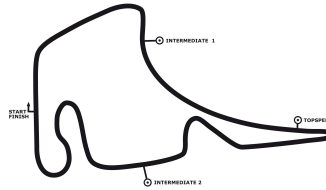
Lap	Time	S1	V1	S2	V2	S3	V3	Vmax	Lap	Time	S1	V1	S2	V2	S3	V3	Vmax
1	1:54.438		133	49.215	194			243	7	1:33.753	20.438	167	43.973	205	29.342	209	<b>253</b>
2	2:11.726	54.973	161	46.139	201	30.614	210	246	8	1:53.683	20.768	167	44.393	205			252
3	1:34.077	20.797	168	44.196	<b>208</b>	29.084	209	249	9	14:11.813	12:53	135	47.408	200	30.460	209	244
4	1:33.213	20.301	169	44.021	205	28.891	207	251	10	1:34.654	21.146	167	44.610	204	28.898	212	251
5	1:33.342	20.262	167	44.057	204	29.023	210	250	11	<b>1:32.607</b>	<b>20.143</b>	<b>170</b>	<b>43.620</b>	207	<b>28.844</b>	<b>213</b>	252
6	1:34.140	20.314	167	44.158	205	29.668	208	251	12	2:04.013	20.667	167	53.319	80			251

# DTM Hockenheim I

Hockenheimring, length 4574 m

05. - 07.05.2017

DTM



DMSB-Reg.No.: 122/17

## Lap Analysis free practice 2, 06.05.2017

48 Edoardo Mortara , Mercedes-AMG C 63 DTM BWT / ITA										theoretical besttime: 1:31.864							
Lap	Time	S1	V1	S2	V2	S3	V3	Vmax	Lap	Time	S1	V1	S2	V2	S3	V3	Vmax
1	2:41.434		132	51.019	188			236	10	1:36.122	20.742	165	45.161	201	30.219	213	248
2	2:44.452	1:27.033	145	47.262	199	30.157	208	242	11	2:11.120	20.979	165	45.513	204			249
3	1:34.710	20.857	167	44.634	203	29.219	207	245	12	2:23.680	1:02.219	132	48.002	199	33.459	207	242
4	1:33.991	20.643	166	44.319	203	29.029	207	246	13	1:35.847	21.601	166	45.016	204	29.230	210	247
5	1:36.808	20.536	167	45.545	193	30.727	206	248	14	1:32.033	20.104	<b>170</b>	43.685	<b>207</b>	<b>28.244</b>	216	248
6	1:33.601	20.488	167	44.078	206	29.035	210	249	15	<b>1:31.896</b>	<b>19.994</b>	170	<b>43.626</b>	207	28.276	209	250
7	1:33.618	20.451	167	44.069	205	29.098	211	249	16	1:40.997	21.263	164	45.561	204			249
8	1:33.524	20.402	166	44.091	204	29.031	<b>219</b>	248	17	3:32.404	50.346	163	45.760	200			248
9	1:42.513	20.569	167	48.734	184	33.210	210	<b>255</b>									

51 Nico Müller , Playboy Audi RS 5 DTM / CHE										theoretical besttime: 1:31.980							
Lap	Time	S1	V1	S2	V2	S3	V3	Vmax	Lap	Time	S1	V1	S2	V2	S3	V3	Vmax
1	3:55.497		130	50.049	192			234	8	6:29.525	5:03.790	134	49.620	196			236
2	2:10.172	49.985	134	49.055	199	31.132	210	211	9	3:27.062	2:07.829	143	48.283	198	30.950	214	235
3	1:40.282	21.049	166	48.344	198	30.889	212	251	10	1:34.610	20.948	166	44.831	205	28.831	<b>216</b>	248
4	1:32.527	20.154	<b>169</b>	<b>43.687</b>	209	28.686	214	254	11	<b>1:32.045</b>	19.988	169	43.702	208	<b>28.355</b>	213	252
5	1:33.417	20.130	168	44.569	207	28.718	210	254	12	1:32.243	<b>19.938</b>	169	43.765	<b>210</b>	28.540	207	252
6	1:32.690	20.129	168	43.707	209	28.854	206	253	13	1:33.077	20.196	167	43.976	206	28.905	213	254
7	1:40.086	20.208	167	44.274	162			<b>266</b>	14	2:02.680	20.178	169	52.661	79			258

53 Jamie Green , Hoffmann Group Audi RS 5 DTM / GBR										theoretical besttime: 1:32.197							
Lap	Time	S1	V1	S2	V2	S3	V3	Vmax	Lap	Time	S1	V1	S2	V2	S3	V3	Vmax
1	2:52.988		143	48.836	196	31.062	206	198	9	1:32.521	20.162	168	<b>43.756</b>	<b>209</b>	28.603	210	251
2	1:39.866	21.743	165	48.133	203	29.990	210	203	10	1:39.262	20.163	167	43.915	207			<b>256</b>
3	1:34.772	20.798	165	44.549	206	29.425	210	251	11	2:43.366	1:05.190	166	46.216	190			224
4	1:33.872	20.485	166	44.046	206	29.341	208	253	12	5:38.021	4:17.157	124	48.917	200	31.947	207	246
5	1:46.654	20.368	166	44.839	163			252	13	1:34.834	21.360	168	44.515	208	28.959	212	252
6	3:04.766	1:43.277	144	49.387	156	32.102	203	245	14	1:32.854	20.560	165	43.784	208	<b>28.510</b>	213	253
7	1:35.466	21.505	167	44.560	206	29.401	<b>214</b>	252	15	2:20.395	<b>19.931</b>	168	54.614	80			253
8	<b>1:32.517</b>	20.134	<b>168</b>	43.824	208	28.559	213	252									

63 Maro Engel , Mercedes-AMG C 63 DTM SILBERPFEIL Energy / DEU										theoretical besttime: 1:31.889							
Lap	Time	S1	V1	S2	V2	S3	V3	Vmax	Lap	Time	S1	V1	S2	V2	S3	V3	Vmax
1	2:46.938		146	48.270	197	31.355	208	239	10	2:05.580	20.554	168	44.592	204			248
2	1:36.989	21.694	167	45.405	204	29.890	211	244	11	2:22.932	1:01.380	148	50.153	175	31.399	209	214
3	1:34.435	20.833	167	44.480	206	29.122	210	246	12	1:35.658	21.345	169	44.907	206	29.406	211	247
4	1:33.861	20.284	169	44.391	206	29.186	210	248	13	<b>1:32.150</b>	20.096	<b>170</b>	43.732	<b>209</b>	<b>28.322</b>	213	249
5	1:34.220	20.953	167	44.111	207	29.156	213	<b>259</b>	14	1:32.276	20.033	170	43.771	208	28.472	215	249
6	1:33.678	20.324	167	44.201	206	29.153	210	249	15	1:32.397	<b>19.917</b>	170	43.884	206	28.596	<b>216</b>	252
7	1:33.954	20.374	167	44.213	205	29.367	212	251	16	1:38.066	20.122	170	<b>43.650</b>	208			251
8	1:34.385	20.491	167	44.342	204	29.552	211	250	17	2:22.919	1:04.616	168	44.568	205			251
9	1:34.394	20.688	167	44.394	205	29.312	208	250									

77 Loic Duval , Castrol EDGE Audi RS 5 DTM / FRA										theoretical besttime: 1:32.558							
Lap	Time	S1	V1	S2	V2	S3	V3	Vmax	Lap	Time	S1	V1	S2	V2	S3	V3	Vmax
1	5:03.489		126	54.603	187	33.528	203	208	7	1:39.849	22.914	150	46.995	197	29.940	<b>214</b>	225
2	1:41.562	23.000	157	48.172	201	30.390	210	201	8	1:32.873	20.226	<b>169</b>	44.000	<b>207</b>	28.647	211	250
3	1:35.359	21.058	167	44.804	203	29.497	208	249	9	<b>1:32.558</b>	<b>20.110</b>	169	<b>43.908</b>	204	<b>28.540</b>	210	250
4	1:47.568	20.772	165	45.889	178			251	10	1:45.781	22.117	160	46.138	201			249
5	3:01.350	1:05.713	165	46.934	201			207	11	4:43.743	3:27.527	161	46.775	205	29.441	211	250
6	5:50.816	4:27.426	120	51.287	184	32.103	205	226	12	2:12.815	20.868	166	54.046	79			<b>252</b>

99 Mike Rockenfeller , Schaeffler Audi RS 5 DTM / DEU										theoretical besttime: 1:32.167							
Lap	Time	S1	V1	S2	V2	S3	V3	Vmax	Lap	Time	S1	V1	S2	V2	S3	V3	Vmax
1	2:30.885		131	50.493	194			226	8	1:37.611	22.306	166	45.919	203	29.386	210	244
2	2:36.410	1:19.441	159	46.218	204	30.751	208	246	9	1:32.894	20.157	168	44.196	207	28.541	<b>213</b>	250
3	1:34.588	20.640	167	44.782	207	29.166	208	251	10	<b>1:32.275</b>	20.033	<b>169</b>	<b>43.876</b>	<b>208</b>	<b>28.366</b>	213	249
4	1:33.836	20.458	168	44.317	206	29.061	209	251	11	1:32.363	<b>19.925</b>	169	43.934	208	28.504	211	252
5	1:33.831	20.337	166	44.295	206	29.199	210	252	12	1:42.934	22.141	131	45.034	207			252
6	1:55.418	20.481	166	45.638	162			<b>260</b>	13	4:33.570	3:14.847	166	44.765	204			251
7	6:23.593	5:01.569	139	50.038	193	31.986	208	241									