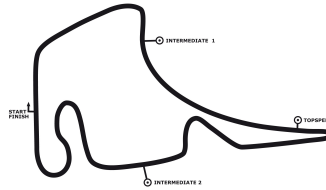


DTM Hockenheim I

Hockenheimring, length 4574 m

05. - 07.05.2017

DTM



DMSB-Reg.No.: 122/17

Lap Analysis free practice 3, 07.05.2017

2 Gary Paffett , Mercedes-AMG C 63 DTM Mercedes me / GBR									theoretical besttime: 1:32.745								
Lap	Time	S1	V1	S2	V2	S3	V3	Vmax	Lap	Time	S1	V1	S2	V2	S3	V3	Vmax
1	2:17.278		136	50.382	190	32.511	207	233	10	2:59.727	21.317	167	44.558	202			255
2	1:38.244	22.037	165	45.817	200	30.390	210	249	11	6:02.651	4:47.743	165	45.112	203	29.796	208	254
3	1:49.597	20.867	167	46.205	108			251	12	1:34.782	21.122	168	44.305	203	29.355	206	255
4	2:28.959	1:11.135	145	47.538	195	30.286	207	248	13	1:34.303	20.706	168	44.213	204	29.384	211	256
5	1:37.417	20.789	167	46.974	191	29.654	207	252	14	1:35.436	21.064	167	44.387	203	29.985	205	256
6	1:34.219	21.173	168	44.175	203	28.871	208	254	15	1:41.610	22.910	134	47.049	194	31.651	206	255
7	1:32.904	20.228	169	43.940	204	28.736	209	254	16	3:33.223	23.990	117	57.130	115	2:12.103	6	196
8	1:32.800	20.283	169	43.840	205	28.677	212	255	17	2:13.337	36.868	108	53.655	192			224
9	1:33.207	20.439	169	44.005	205	28.763	209	256									

3 Paul Di Resta , Mercedes-AMG C 63 DTM / GBR									theoretical besttime: 1:33.305								
Lap	Time	S1	V1	S2	V2	S3	V3	Vmax	Lap	Time	S1	V1	S2	V2	S3	V3	Vmax
1	1:55.581		134	49.566	193	31.034	206	240	12	1:33.935	20.551	167	44.243	204	29.141	209	255
2	1:39.743	20.786	165	45.066	201			254	13	1:34.070	20.556	167	44.266	203	29.248	209	256
3	2:13.929	54.559	165	45.137	201			254	14	1:34.315	20.602	167	44.469	204	29.244	208	255
4	2:17.504	57.513	148	46.414	197	33.577	208	247	15	1:34.640	20.646	167	44.433	202	29.561	208	256
5	1:37.422	20.789	166	47.335	201	29.298	209	253	16	1:35.400	20.935	153	44.815	202	29.650	208	255
6	1:33.737	20.474	169	44.227	203	29.036	209	255	17	1:35.157	20.796	166	44.512	202	29.849	206	256
7	1:36.264	20.424	167	44.347	203	31.493	210	256	18	1:35.546	21.068	166	44.648	203	29.830	207	257
8	1:33.531	20.504	169	44.087	203	28.940	210	254	19	1:49.788	22.005	157	45.708	199			256
9	1:33.451	20.369	168	44.215	203	28.867	210	255	20	3:29.407	48.557	154	46.590	195	1:54.260	3	251
10	1:33.529	20.351	168	44.237	204	28.941	209	256	21	1:59.780	24.802	159	49.288	187			231
11	1:33.850	20.484	167	44.234	203	29.132	209	255									

5 Mattias Ekström , Red Bull Audi RS 5 DTM / SWE									theoretical besttime: 1:32.500								
Lap	Time	S1	V1	S2	V2	S3	V3	Vmax	Lap	Time	S1	V1	S2	V2	S3	V3	Vmax
1	2:33.532		145	50.039	160			231	9	6:40.221	5:25.701	159	45.225	203	29.295	207	254
2	2:08.636	49.438	139	48.188	194	31.010	210	223	10	1:33.368	20.356	166	44.143	205	28.869	207	257
3	1:34.822	20.974	166	44.672	203	29.176	208	255	11	1:33.563	20.331	167	44.256	204	28.976	212	258
4	1:32.858	20.185	167	43.963	204	28.710	210	258	12	1:36.302	20.692	160	45.851	195	29.759	209	236
5	1:32.546	20.087	168	43.890	206	28.569	211	257	13	1:34.342	20.673	167	44.408	204	29.261	206	259
6	1:32.751	20.194	168	43.844	205	28.713	208	257	14	1:38.262	20.691	166	44.214	204			262
7	1:33.194	20.300	167	44.068	205	28.826	210	259	15	2:03.903	46.701	153	46.508	198	30.694	206	255
8	1:41.344	20.823	166	45.040	199			259	16	2:57.226	21.483	163	45.267	159	1:50.476	6	266

6 Robert Wickens , Mercedes-AMG C 63 DTM Mercedes me / CAN									theoretical besttime: 1:33.705								
Lap	Time	S1	V1	S2	V2	S3	V3	Vmax	Lap	Time	S1	V1	S2	V2	S3	V3	Vmax
1	3:58.988		137	50.276	187			244	10	1:34.460	20.743	169	44.218	203	29.499	211	254
2	2:03.994	47.678	164	46.048	200	30.268	209	251	11	1:38.074	20.591	168	44.052	203			255
3	1:39.618	21.594	168	44.657	200			252	12	4:57.058	3:41.811	168	45.046	201	30.201	209	254
4	2:11.789	51.486	152	49.349	194	30.954	202	201	13	1:35.077	20.857	169	44.435	202	29.785	208	254
5	1:35.880	21.392	168	44.898	202	29.590	209	251	14	1:35.369	20.981	168	44.545	201	29.843	210	254
6	1:34.234	20.589	169	44.115	203	29.530	206	253	15	1:35.057	20.783	168	44.562	202	29.712	203	255
7	1:33.957	20.665	169	44.119	204	29.173	209	253	16	3:05.508	21.775	168	47.394	194	1:56.339	3	266
8	1:34.025	20.826	169	44.056	204	29.143	213	254	17	1:53.968	23.841	167	47.899	193			255
9	1:34.356	20.510	169	44.059	204	29.787	208	254									

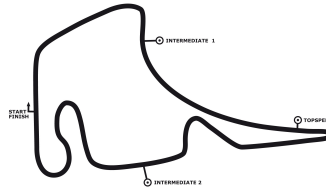
7 Bruno Spengler , BMW M4 DTM / CAN									theoretical besttime: 1:32.109								
Lap	Time	S1	V1	S2	V2	S3	V3	Vmax	Lap	Time	S1	V1	S2	V2	S3	V3	Vmax
1	1:59.379		137	49.090	193	31.436	206	252	8	11:53.036	10:27	139	48.035	193			252
2	1:35.388	21.111	168	44.744	203	29.533	210	257	9	2:01.158	46.438	140	45.737	201	28.983	213	252
3	1:33.416	20.486	169	43.947	205	28.983	209	258	10	1:32.231	20.145	171	43.660	207	28.426	215	258
4	1:33.272	20.402	169	43.898	204	28.972	208	258	11	1:32.580	20.294	170	43.538	207	28.748	209	259
5	1:33.533	20.368	167	43.962	205	29.203	212	259	12	1:42.475	20.781	166	45.266	194			259
6	1:34.231	20.660	167	44.226	203	29.345	210	261	13	2:59.927	46.972	165	45.821	195	1:27.134	17	257
7	1:39.718	20.636	167	44.233	204			259	14	2:14.884	43.651	165	44.952	198			258

DTM Hockenheim I

Hockenheimring, length 4574 m

05. - 07.05.2017

DTM



DMSB-Reg.No.: 122/17

Lap Analysis free practice 3, 07.05.2017

11 Marco Wittmann , BMW M4 DTM / DEU

theoretical besttime: 1:32.789

Lap	Time	S1	V1	S2	V2	S3	V3	Vmax	Lap	Time	S1	V1	S2	V2	S3	V3	Vmax
1	3:48.258		132	50.346	194			223	7	12:34.051	11:18	159	45.619	201	30.023	212	254
2	2:09.944	51.240	141	48.269	197	30.435	213	211	8	1:37.407	20.622	166	46.283	196	30.502	211	257
3	1:33.575	20.575	168	44.082	204	28.918	208	258	9	1:34.618	20.673	167	44.396	203	29.549	206	256
4	1:32.789	20.197	168	43.941	205	28.651	206	257	10	1:35.782	20.941	166	44.755	201	30.086	210	257
5	1:33.087	20.232	168	44.035	205	28.820	212	258	11	2:36.443	21.810	165	45.897	199	1:28.736	3	241
6	2:37.421	20.429	166	44.063	204			266	12	2:03.519	28.379	162	48.557	196			219

15 Augusto Farfus , BMW M4 DTM / BRA

theoretical besttime: 1:32.897

Lap	Time	S1	V1	S2	V2	S3	V3	Vmax	Lap	Time	S1	V1	S2	V2	S3	V3	Vmax
1	2:41.953		143	48.418	196	30.710	208	248	8	11:52.764	10:36	147	46.619	199	29.833	207	249
2	1:34.487	20.746	169	44.888	204	28.853	213	255	9	1:33.564	20.672	168	44.254	204	28.638	212	255
3	1:33.202	20.299	169	44.096	205	28.807	213	255	10	1:33.262	20.445	170	44.079	206	28.738	210	256
4	1:34.725	20.384	169	45.427	204	28.914	213	257	11	1:33.427	20.391	169	43.960	205	29.076	208	257
5	1:33.812	20.706	170	44.132	205	28.974	208	257	12	1:33.578	20.397	169	44.191	204	28.990	209	256
6	1:37.764	20.469	168	44.168	205			258	13	3:46.900	20.512	168	44.211	203	2:42.177	5	258
7	2:19.105	1:00.062	167	45.208	199			255	14	1:59.567	25.847	161	51.094	185			205

16 Timo Glock , BMW M4 DTM / DEU

theoretical besttime: 1:32.627

Lap	Time	S1	V1	S2	V2	S3	V3	Vmax	Lap	Time	S1	V1	S2	V2	S3	V3	Vmax
1	2:16.286		135	50.178	191			253	9	1:34.489	21.276	166	44.075	203	29.138	211	257
2	2:10.973	52.585	120	48.268	194	30.120	205	249	10	1:33.380	20.435	167	43.905	204	29.040	211	258
3	1:39.587	20.906	166	48.229	181	30.452	208	254	11	1:34.433	20.502	166	44.234	202	29.697	203	258
4	1:32.831	20.210	167	43.862	205	28.759	210	259	12	1:37.206	21.932	166	44.871	199	30.403	205	258
5	1:34.262	20.006	168	45.147	203	29.109	213	258	13	1:41.128	21.222	165	46.400	153	33.506	205	257
6	1:40.932	20.153	166	44.324	194			258	14	2:10.630	22.363	152	45.577	196	1:02.690	6	265
7	9:33.969	8:17.900	163	46.392	198	29.677	209	254	15	1:53.710	24.030	158	45.176	199			263
8	1:37.368	20.345	167	46.420	191	30.603	208	258									

22 Lucas Auer , Mercedes-AMG C 63 DTM BWT / AUT

theoretical besttime: 1:33.410

Lap	Time	S1	V1	S2	V2	S3	V3	Vmax	Lap	Time	S1	V1	S2	V2	S3	V3	Vmax
1	2:59.614		144	50.412	188			240	11	1:34.392	20.670	169	44.359	202	29.363	207	255
2	2:18.460	51.799	142	50.481	192			246	12	1:34.522	20.757	168	44.324	203	29.441	208	256
3	2:04.354	48.309	165	46.027	199	30.018	211	248	13	1:34.423	20.650	169	44.345	202	29.428	207	256
4	1:34.843	20.781	169	44.763	203	29.299	212	253	14	1:34.843	20.742	169	44.453	202	29.648	208	255
5	1:33.599	20.429	170	44.155	204	29.015	208	254	15	1:35.304	20.932	168	44.588	201	29.784	209	255
6	1:33.432	20.433	168	44.059	204	28.940	204	255	16	1:35.623	20.966	168	44.706	201	29.951	204	255
7	1:33.483	20.430	168	44.130	205	28.923	211	255	17	1:36.550	20.958	169	44.544	201	31.048	209	255
8	1:37.937	20.428	169	47.062	194	30.447	207	256	18	1:35.288	20.949	169	44.231	201	30.108	207	264
9	1:34.013	20.605	169	44.231	204	29.177	208	255	19	3:22.333	21.334	168	44.875	199	2:16.124	5	257
10	1:34.072	20.742	169	44.199	204	29.131	208	255	20	1:53.164	24.942	162	45.789	198			254

31 Tom Blomqvist , BMW M4 DTM / GBR

theoretical besttime: 1:32.662

Lap	Time	S1	V1	S2	V2	S3	V3	Vmax	Lap	Time	S1	V1	S2	V2	S3	V3	Vmax
1	1:48.249		138	48.886	190	31.145	211	249	9	1:39.235	21.228	166	48.580	197	29.427	210	252
2	1:35.407	21.142	168	45.281	202	28.984	211	255	10	1:35.049	20.681	168	44.050	204	30.318	210	259
3	1:32.731	20.255	169	43.850	205	28.626	210	257	11	1:35.878	20.552	169	43.823	204	31.503	213	258
4	1:32.938	20.213	167	43.882	204	28.843	211	258	12	1:37.831	20.695	167	44.001	204			258
5	1:34.266	20.633	167	44.323	204	29.310	210	261	13	2:06.798	45.861	152	49.656	185	31.281	205	251
6	1:33.777	20.404	166	44.107	203	29.266	206	258	14	3:41.568	21.710	168	44.920	200	2:34.938	76	257
7	1:39.333	20.563	166	44.626	201			258	15	2:09.370	38.672	152	47.826	196			247
8	11:35.320	10:15	129	48.940	192	31.248	208	248									

33 René Rast , AUTO BILD MOTORSPORT Audi RS 5DTM / DEU

theoretical besttime: 1:32.523

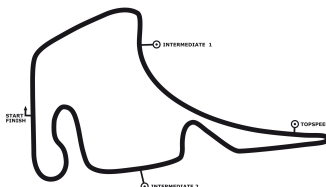
Lap	Time	S1	V1	S2	V2	S3	V3	Vmax	Lap	Time	S1	V1	S2	V2	S3	V3	Vmax
1	2:59.714		140	51.090	193	34.106	208	197	9	1:41.761	20.461	167	50.038	190	31.262	211	188
2	1:35.733	21.167	162	45.443	199	29.123	212	252	10	1:33.828	20.405	167	44.098	206	29.325	212	257
3	1:33.123	20.199	169	44.321	205	28.603	211	258	11	1:42.590	20.592	167	44.914	164			266
4	1:32.526	20.202	168	43.728	206	28.596	212	261	12	2:08.293	50.044	148	47.735	196	30.514	205	254
5	2:46.347	20.218	169	43.947	205			258	13	1:36.587	21.110	169	45.874	202	29.603	208	257
6	6:26.257	5:10.917	165	45.603	201	29.737	211	257	14	1:38.197	21.031	168	43.816	205			270
7	1:33.017	20.367	167	44.007	206	28.643	209	257	15	3:08.714	41.843	168	44.884	160	1:41.987	6	270
8	1:33.049	20.330	167	43.998	205	28.721	208	257	16	1:56.807	25.433	160	48.360	201			206

DTM Hockenheim I

Hockenheimring, length 4574 m

05. - 07.05.2017

DTM



DMSB-Reg.No.: 122/17

Lap Analysis free practice 3, 07.05.2017

36 Maxime Martin , BMW M4 DTM / BEL										theoretical besttime: 1:31.777							
Lap	Time	S1	V1	S2	V2	S3	V3	Vmax	Lap	Time	S1	V1	S2	V2	S3	V3	Vmax
1	2:03.409		139	49.281	189	33.595	203	250	8	1:35.414	21.529	164	45.003	202	28.882	210	254
2	1:37.600	21.705	164	46.328	200	29.567	213	257	9	1:31.777	20.068	170	43.411	207	28.298	213	259
3	1:35.343	21.978	158	44.496	204	28.869	212	257	10	1:37.037	20.111	169	43.609	207			259
4	1:32.484	20.246	169	43.616	206	28.622	211	258	11	2:11.672	54.977	157	45.857	201	30.838	210	258
5	1:32.620	20.104	168	43.811	206	28.705	214	259	12	1:36.341	21.352	167	44.413	203	30.576	210	259
6	1:38.921	20.284	166	44.249	197			260	13	2:40.174	21.536	158	52.378	161	1:26.260	3	237
7	11:53.528	10:32	132	49.877	192	31.562	205	250	14	2:09.655	25.172	144	56.526	156			188

48 Edoardo Mortara , Mercedes-AMG C 63 DTM BWT / ITA										theoretical besttime: 1:33.614							
Lap	Time	S1	V1	S2	V2	S3	V3	Vmax	Lap	Time	S1	V1	S2	V2	S3	V3	Vmax
1	2:09.730		129	50.055	189			244	11	1:34.071	20.563	168	44.265	203	29.243	210	254
2	2:40.736	1:17.269	127	51.424	191	32.043	208	212	12	1:34.417	20.749	167	44.316	201	29.352	209	255
3	1:38.068	21.924	156	46.142	196	30.002	211	250	13	1:34.867	20.806	167	44.526	202	29.535	211	254
4	1:39.184	20.923	166	48.158	193	30.103	208	254	14	1:35.078	20.868	168	44.526	201	29.684	208	255
5	1:55.077	20.734	168	58.552	123	35.791	208	257	15	1:35.735	21.109	167	44.704	201	29.922	213	255
6	1:34.641	20.665	167	44.672	201	29.304	211	253	16	1:40.763	21.348	167	44.921	199			254
7	1:34.066	20.621	169	44.349	201	29.096	212	255	17	2:08.135	49.710	142	47.095	195	31.330	210	249
8	1:33.785	20.459	167	44.295	202	29.031	212	255	18	1:38.645	22.422	163	45.449	199	30.774	209	253
9	1:33.620	20.465	167	44.163	203	28.992	211	254	19	3:33.602	21.927	165	45.282	199	2:26.393	5	254
10	1:33.722	20.492	167	44.222	204	29.008	212	255	20	1:52.937	24.461	164	46.604	196			253

51 Nico Müller , Playboy Audi RS 5 DTM / CHE										theoretical besttime: 1:32.130							
Lap	Time	S1	V1	S2	V2	S3	V3	Vmax	Lap	Time	S1	V1	S2	V2	S3	V3	Vmax
1	2:14.305		139	49.120	192	32.240	208	249	9	1:33.182	20.001	168	43.724	208	29.457	207	260
2	1:36.784	21.143	165	45.734	200	29.907	210	252	10	1:41.909	20.839	166	44.935	162			270
3	1:33.340	20.394	166	43.992	205	28.954	210	257	11	6:13.768	4:54.561	163	46.455	203	32.752	208	231
4	1:37.523	20.176	167	44.176	204			259	12	1:34.262	20.637	167	44.145	206	29.480	204	257
5	4:56.358	3:36.188	134	48.542	193	31.628	208	249	13	1:33.961	20.722	166	44.177	206	29.062	212	258
6	1:38.294	22.073	163	45.468	202	30.753	211	246	14	1:34.091	20.544	167	44.052	207	29.495	209	259
7	1:32.496	20.203	168	43.817	206	28.476	210	258	15	3:00.762	22.340	167	44.905	199	1:53.517	19	267
8	1:32.400	20.260	165	43.735	206	28.405	213	260	16	2:09.558	36.288	160	49.387	159			201

53 Jamie Green , Hoffmann Group Audi RS 5 DTM / GBR										theoretical besttime: 1:32.124							
Lap	Time	S1	V1	S2	V2	S3	V3	Vmax	Lap	Time	S1	V1	S2	V2	S3	V3	Vmax
1	1:53.486		139	49.043	196	31.109	210	199	8	1:32.143	20.107	167	43.690	208	28.346	212	260
2	1:36.582	20.998	167	45.421	200	30.163	212	242	9	1:32.358	20.088	169	43.855	206	28.415	212	258
3	1:34.118	20.506	168	44.008	205	29.604	213	260	10	1:32.509	20.161	167	43.697	207	28.651	210	260
4	1:32.723	20.146	169	43.867	206	28.710	211	260	11	1:33.590	20.439	168	44.129	206	29.022	209	260
5	1:36.982	20.199	167	43.748	206			262	12	1:40.038	20.512	168	44.616	159			268
6	10:27.453	9:10.550	146	47.128	199	29.775	210	250	13	7:39.341	3:57.478	166	52.389	69	2:49.474	3	195
7	1:33.772	20.619	166	44.417	205	28.736	211	248	14	1:58.225	25.463	163	50.429	194			162

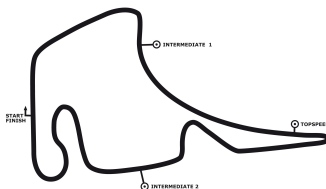
63 Maro Engel , Mercedes-AMG C 63 DTM SILBERPFEIL Energy / DEU										theoretical besttime: 1:32.931							
Lap	Time	S1	V1	S2	V2	S3	V3	Vmax	Lap	Time	S1	V1	S2	V2	S3	V3	Vmax
1	2:44.102		140	49.701	190			243	11	1:33.658	20.525	168	44.105	203	29.028	211	255
2	2:24.145	1:04.054	163	46.009	199			252	12	1:34.039	20.531	167	44.271	204	29.237	213	255
3	2:07.652	49.666	152	47.350	197	30.636	210	245	13	1:34.367	20.708	168	44.288	204	29.371	212	255
4	1:35.943	21.360	166	45.143	200	29.440	208	252	14	1:34.752	20.746	167	44.445	203	29.561	209	256
5	1:34.010	20.614	169	44.363	203	29.033	211	254	15	1:35.127	20.877	168	44.538	202	29.712	210	255
6	1:32.988	20.337	169	43.907	204	28.744	208	254	16	1:35.745	21.051	167	44.776	201	29.918	210	255
7	1:33.464	20.574	169	44.083	204	28.807	209	254	17	1:36.022	21.258	166	44.753	201	30.011	205	255
8	1:33.197	20.280	168	44.109	204	28.808	213	255	18	1:36.501	21.301	164	44.866	199	30.334	206	255
9	1:33.247	20.384	168	44.094	204	28.769	212	255	19	3:35.234	22.335	165	49.237	194	2:23.662	3	257
10	1:33.426	20.339	168	44.156	204	28.931	213	255	20	1:53.681	25.436	161	45.741	199			255

DTM Hockenheim I

Hockenheimring, length 4574 m

05. - 07.05.2017

DTM



DMSB-Reg.No.: 122/17

Lap Analysis free practice 3, 07.05.2017

77 Loic Duval , Castrol EDGE Audi RS 5 DTM / FRA

theoretical besttime: 1:32.715

Lap	Time	S1	V1	S2	V2	S3	V3	Vmax	Lap	Time	S1	V1	S2	V2	S3	V3	Vmax
1	2:06.809		126	50.491	188	31.646	205	248	9	1:32.715	20.139	166	43.847	205	28.729	211	260
2	1:40.341	22.939	149	46.620	199	30.782	210	254	10	1:42.172	20.797	157	45.433	167			258
3	1:34.269	20.497	166	44.651	203	29.121	211	258	11	6:54.471	5:30.861	118	51.087	187	32.523	207	211
4	1:38.998	20.389	167	44.374	204			260	12	1:36.717	21.837	157	45.490	199	29.390	209	252
5	5:13.188	3:49.002	120	51.212	192	32.974	206	235	13	1:36.235	22.671	165	44.473	203	29.091	212	259
6	1:35.724	21.457	164	45.051	203	29.216	212	252	14	2:06.545	22.582	151	51.121	181	52.842	36	239
7	1:33.133	20.320	167	44.050	204	28.763	213	258	15	2:36.538	51.094	137	53.869	190			228
8	1:38.308	21.577	133	47.670	199	29.061	210	255									

99 Mike Rockenfeller , Schaeffler Audi RS 5 DTM / DEU

theoretical besttime: 1:31.855

Lap	Time	S1	V1	S2	V2	S3	V3	Vmax	Lap	Time	S1	V1	S2	V2	S3	V3	Vmax
1	2:10.352		138	50.299	194			249	8	1:35.113	20.331	169	44.187	206	30.595	210	258
2	2:09.628	48.451	140	50.349	190	30.828	212	251	9	1:32.141	20.007	170	43.818	208	28.316	213	258
3	1:34.231	20.797	166	44.480	204	28.954	205	256	10	1:32.000	19.921	169	43.618	207	28.461	214	258
4	1:32.775	20.165	169	43.826	205	28.784	209	257	11	1:42.928	20.318	167	45.298	162			261
5	1:32.752	20.157	169	43.768	206	28.827	212	258	12	4:51.978	3:30.005	127	47.190	197			254
6	2:44.812	20.179	168	43.874	206			260	13	3:32.767	44.449	165	46.928	195	2:01.390	3	266
7	7:34.043	6:17.945	157	46.580	202	29.518	208	253	14	1:55.943	25.162	162	46.318	161			264