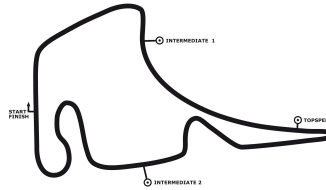


DTM Hockenheim I

Hockenheimring, length 4574 m

05. - 07.05.2017

DTM



DMSB-Reg.No.: 122/17

Lap Analysis qualifying 1, 06.05.2017

2 Gary Paffett , Mercedes-AMG C 63 DTM Mercedes me / GBR									theoretical besttime: 1:31.042								
Lap	Time	S1	V1	S2	V2	S3	V3	Vmax	Lap	Time	S1	V1	S2	V2	S3	V3	Vmax
1	2:55.020		129	51.616	190	32.137	208	219	5	7:13.026	5:52.646	135	49.231	191	31.149	208	243
2	1:38.292	21.889	167	46.887	198	29.516	215	249	6	1:39.812	21.885	165	47.911	138	30.016	210	248
3	1:31.443	19.875	171	43.391	208	28.177	212	251	7	1:31.042	19.661	172	43.320	210	28.061	211	250
4	1:39.237	19.971	170	44.055	206			251									

3 Paul Di Resta , Mercedes-AMG C 63 DTM / GBR									theoretical besttime: 1:31.189								
Lap	Time	S1	V1	S2	V2	S3	V3	Vmax	Lap	Time	S1	V1	S2	V2	S3	V3	Vmax
1	2:08.997		143	49.462	196	31.837	208	238	6	7:17.718	5:59.376	142	47.839	200	30.503	210	243
2	1:41.531	21.876	156	47.927	200	31.728	212	248	7	1:36.927	21.448	167	44.680	204	30.799	213	250
3	1:31.760	19.938	168	43.626	209	28.196	214	251	8	1:31.275	19.773	169	43.453	209	28.049	213	251
4	1:31.532	19.886	169	43.397	208	28.249	212	254	9	1:46.297	19.743	168	43.521	208			252
5	1:48.195	21.855	148	49.484	201			175									

5 Mattias Ekström , Red Bull Audi RS 5 DTM / SWE									theoretical besttime: 1:31.814								
Lap	Time	S1	V1	S2	V2	S3	V3	Vmax	Lap	Time	S1	V1	S2	V2	S3	V3	Vmax
1	2:06.866		96	49.701	186	31.844	206	225	7	3:37.100	2:19.322	147	47.504	199	30.274	208	201
2	1:38.771	22.330	166	46.538	158	29.903	212	218	8	1:36.206	20.851	167	46.029	206	29.326	213	220
3	1:32.470	20.159	168	43.863	208	28.448	215	252	9	1:32.193	19.751	168	44.039	210	28.403	215	252
4	1:32.082	19.953	168	43.660	208	28.469	210	252	10	1:32.254	19.990	167	43.792	208	28.472	215	251
5	1:41.711	21.006	168	46.309	203			251	11	2:07.809	25.192	124	58.602	144			166
6	3:43.228	2:19.537	142	47.768	194			249									

6 Robert Wickens , Mercedes-AMG C 63 DTM Mercedes me / CAN									theoretical besttime: 1:31.484								
Lap	Time	S1	V1	S2	V2	S3	V3	Vmax	Lap	Time	S1	V1	S2	V2	S3	V3	Vmax
1	2:57.032		130	50.578	191	32.637	219	243	6	5:41.155	4:21.245	143	48.381	178	31.529	203	245
2	1:38.937	21.638	164	46.862	175	30.437	215	251	7	1:40.868	21.455	158	49.016	131	30.397	212	248
3	1:31.538	19.832	171	43.416	208	28.290	211	252	8	1:31.686	19.998	171	43.401	210	28.287	214	251
4	1:31.801	19.931	170	43.489	208	28.381	215	252	9	1:31.663	19.891	171	43.365	210	28.407	209	253
5	1:38.583	20.243	169	44.464	207			252	10	1:46.357	21.114	165	46.042	204			247

7 Bruno Spengler , BMW M4 DTM / CAN									theoretical besttime: 1:31.834								
Lap	Time	S1	V1	S2	V2	S3	V3	Vmax	Lap	Time	S1	V1	S2	V2	S3	V3	Vmax
1	2:02.368		137	49.382	190			246	5	8:37.026	7:14.234	140	47.341	200			246
2	2:15.889	58.787	133	47.303	204	29.799	213	240	6	2:04.576	45.622	148	49.747	187	29.207	213	212
3	1:32.149	20.023	171	43.401	208	28.725	208	256	7	1:31.662	19.989	171	43.374	209	28.471	214	257
4	1:38.393	20.496	168	43.684	207			255	8	1:40.721	20.039	170	43.987	207			255

11 Marco Wittmann , BMW M4 DTM / DEU									theoretical besttime: 1:31.504								
Lap	Time	S1	V1	S2	V2	S3	V3	Vmax	Lap	Time	S1	V1	S2	V2	S3	V3	Vmax
1	3:11.189		133	50.405	191			247	6	6:37.940	5:14.458	138	49.336	160	34.146	207	247
2	2:09.556	50.822	144	47.652	145	31.082	215	247	7	1:33.926	20.272	170	44.559	207	29.095	215	254
3	1:31.943	20.164	171	43.390	208	28.389	210	254	8	1:31.662	19.870	170	43.245	209	28.547	216	255
4	1:32.064	20.055	170	43.440	209	28.569	213	254	9	2:02.926	21.929	149	55.783	157			171
5	2:36.185	20.337	169	43.930	205			256									

15 Augusto Farfus , BMW M4 DTM / BRA									theoretical besttime: 1:31.820								
Lap	Time	S1	V1	S2	V2	S3	V3	Vmax	Lap	Time	S1	V1	S2	V2	S3	V3	Vmax
1	2:22.291		132	50.772	195			229	5	1:48.633	20.050	170	43.636	207			255
2	2:20.881	52.397	142	54.928	190	33.556	216	230	6	7:44.643	6:26.618	142	47.159	203	30.866	213	246
3	1:35.167	21.263	165	45.270	203	28.634	207	249	7	1:31.915	20.050	172	43.420	211	28.445	216	254
4	1:32.181	20.079	171	43.471	209	28.631	209	254	8	1:43.610	19.955	170	44.831	204			253

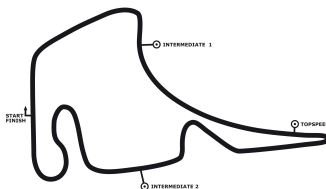
16 Timo Glock , BMW M4 DTM / DEU									theoretical besttime: 1:31.161								
Lap	Time	S1	V1	S2	V2	S3	V3	Vmax	Lap	Time	S1	V1	S2	V2	S3	V3	Vmax
1	2:04.902		113	50.244	196			216	5	1:39.925	20.299	166	43.839	205			255
2	2:10.171	52.535	132	47.211	200	30.425	216	245	6	7:26.657	6:07.977	136	48.033	199	30.647	209	246
3	1:38.412	21.038	167	47.809	193	29.565	211	250	7	1:34.627	21.221	168	44.726	207	28.680	214	253
4	1:31.556	19.900	171	43.165	209	28.491	207	255	8	1:31.161	19.709	171	43.077	210	28.375	207	255

DTM Hockenheim I

Hockenheimring, length 4574 m

05. - 07.05.2017

DTM



Lap Analysis qualifying 1, 06.05.2017

DMSB-Reg.No.: 122/17

22 Lucas Auer , Mercedes-AMG C 63 DTM BWT / AUT

theoretical besttime: 1:30.849

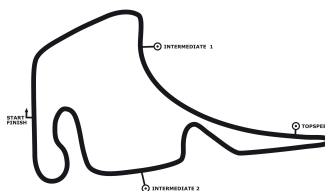
Lap	Time	S1	V1	S2	V2	S3	V3	Vmax	Lap	Time	S1	V1	S2	V2	S3	V3	Vmax
1	3:01.376		138	52.934	160	33.218	201	232	5	1:38.061	19.891	170	44.006	207			252
2	1:38.402	20.742	168	46.269	184	31.391	218	254	6	6:21.287	5:05.454	146	46.298	202	29.535	211	242
3	1:31.543	19.976	171	43.335	208	28.232	218	252	7	1:32.839	20.558	170	44.023	207	28.258	212	251
4	1:31.454	19.813	171	43.347	209	28.294	215	252	8	1:30.849	19.669	171	43.211	209	27.969	212	250

DTM Hockenheim I

Hockenheimring, length 4574 m

05. - 07.05.2017

DTM



DMSB-Reg.No.: 122/17

Lap Analysis qualifying 1, 06.05.2017

31 Tom Blomqvist , BMW M4 DTM / GBR

theoretical besttime: 1:31.510

Lap	Time	S1	V1	S2	V2	S3	V3	Vmax	Lap	Time	S1	V1	S2	V2	S3	V3	Vmax
1	2:40.674		142	46.881	197			243	5	7:49.321	6:28.331	155	46.112	198			248
2	2:10.330	47.115	104	50.185	203	33.030	213	242	6	2:09.452	50.829	140	49.836	205	28.787	215	163
3	1:31.848	19.972	172	43.341	209	28.535	212	256	7	1:31.510	19.827	171	43.268	210	28.415	211	255
4	1:37.965	20.326	169	43.451	206			255	8	1:42.054	20.393	169	44.004	204			254

33 René Rast , AUTO BILD MOTORSPORT Audi RS 5DTM / DEU

theoretical besttime: 1:31.771

Lap	Time	S1	V1	S2	V2	S3	V3	Vmax	Lap	Time	S1	V1	S2	V2	S3	V3	Vmax
1	3:26.881		136	49.376	197	31.208	214	237	6	6:23.690	5:05.599	148	48.327	201	29.764	213	193
2	1:39.093	22.019	164	47.892	204	29.182	210	160	7	1:37.129	21.028	169	46.621	203	29.480	216	229
3	1:32.053	20.010	170	43.665	209	28.378	217	256	8	1:31.871	19.815	169	43.578	208	28.478	207	255
4	1:32.014	19.920	167	43.662	208	28.432	217	255	9	1:40.918	20.160	167	45.041	205			252
5	1:40.053	20.243	167	44.603	204			257									

36 Maxime Martin , BMW M4 DTM / BEL

theoretical besttime: 1:31.247

Lap	Time	S1	V1	S2	V2	S3	V3	Vmax	Lap	Time	S1	V1	S2	V2	S3	V3	Vmax
1	1:53.985		136	48.492	191			244	6	7:34.238	6:09.615	141	47.714	195			246
2	2:13.755	52.487	141	48.186	148	33.082	208	248	7	2:03.002	45.259	148	48.209	203	29.534	214	173
3	1:38.401	20.151	170	45.941	188	32.309	216	255	8	1:31.247	19.869	171	43.183	210	28.195	212	254
4	1:31.703	20.068	171	43.242	207	28.393	209	254	9	1:52.451	22.509	151	47.656	201			251
5	1:41.069	20.514	169	44.553	205			254									

48 Edoardo Mortara , Mercedes-AMG C 63 DTM BWT / ITA

theoretical besttime: 1:31.120

Lap	Time	S1	V1	S2	V2	S3	V3	Vmax	Lap	Time	S1	V1	S2	V2	S3	V3	Vmax
1	3:06.348		130	50.738	191	33.815	210	236	6	5:38.801	4:18.274	135	48.717	197	31.810	213	244
2	1:42.094	22.439	160	46.669	199	32.986	214	248	7	1:36.333	21.835	166	45.552	204	28.946	216	250
3	1:39.893	20.167	170	50.229	196	29.497	206	252	8	1:31.120	19.808	170	43.335	210	27.977	207	251
4	1:31.896	20.019	169	43.594	207	28.283	215	251	9	1:45.618	19.872	170	43.471	210			251
5	1:44.500	20.125	169	46.218	197			252									

51 Nico Müller , Playboy Audi RS 5 DTM / CHE

theoretical besttime: 1:31.490

Lap	Time	S1	V1	S2	V2	S3	V3	Vmax	Lap	Time	S1	V1	S2	V2	S3	V3	Vmax
1	2:22.795		124	49.731	190	31.827	208	235	7	3:35.150	2:16.454	141	47.845	201	30.851	204	238
2	1:40.205	21.311	165	45.464	164	33.430	213	235	8	1:39.303	21.005	167	45.554	197	32.744	213	241
3	1:31.928	20.008	169	43.516	208	28.404	211	255	9	1:31.490	19.813	169	43.438	208	28.239	213	254
4	1:31.812	19.927	168	43.496	208	28.389	209	255	10	1:32.257	19.972	168	43.581	209	28.704	210	254
5	1:38.210	20.167	169	43.918	207			255	11	2:03.263	25.147	132	53.783	169			190
6	3:47.939	2:23.928	136	47.748	198			247									

53 Jamie Green , Hoffmann Group Audi RS 5 DTM / GBR

theoretical besttime: 1:31.733

Lap	Time	S1	V1	S2	V2	S3	V3	Vmax	Lap	Time	S1	V1	S2	V2	S3	V3	Vmax
1	2:23.817		150	49.369	152			202	6	2:34.585	20.094	168	43.772	208			255
2	2:21.054	56.890	126	49.053	194	35.111	203	173	7	4:17.111	3:00.066	136	47.295	203	29.750	208	190
3	1:36.172	21.307	168	44.456	206	30.409	215	255	8	1:37.987	21.058	170	46.846	205	30.083	210	173
4	1:32.072	19.937	169	43.544	208	28.591	212	255	9	1:31.805	19.763	167	43.616	209	28.426	208	253
5	1:32.066	20.022	167	43.567	209	28.477	212	254	10	1:40.805	19.961	169	43.718	208			253

63 Maro Engel , Mercedes-AMG C 63 DTM SILBERPFEIL Energy / DEU

theoretical besttime: 1:31.292

Lap	Time	S1	V1	S2	V2	S3	V3	Vmax	Lap	Time	S1	V1	S2	V2	S3	V3	Vmax
1	2:09.784		144	47.534	199	30.953	203	238	6	6:27.131	5:08.068	151	46.614	203	32.449	212	243
2	1:44.302	22.255	165	48.712	204	33.335	210	204	7	1:38.797	20.803	170	44.579	207	33.415	211	247
3	1:32.012	19.934	170	43.690	209	28.388	213	252	8	1:31.309	19.791	170	43.471	209	28.047	219	252
4	1:31.649	19.965	170	43.454	208	28.230	214	252	9	1:31.705	19.817	170	43.546	209	28.342	216	253
5	2:40.148	20.360	169	45.144	203			254	10	2:04.800	22.744	163	53.751	169			176

77 Loic Duval , Castrol EDGE Audi RS 5 DTM / FRA

theoretical besttime: 1:32.317

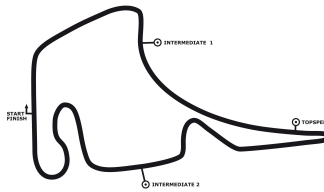
Lap	Time	S1	V1	S2	V2	S3	V3	Vmax	Lap	Time	S1	V1	S2	V2	S3	V3	Vmax
1	3:59.117		100	55.217	186	32.578	194	193	6	5:10.096	3:46.821	118	51.663	195	31.612	198	216
2	1:42.694	23.008	148	48.326	198	31.360	209	227	7	1:42.300	22.589	148	48.558	197	31.153	211	236
3	1:32.773	20.326	169	43.860	208	28.587	212	252	8	1:32.450	20.037	170	43.724	209	28.689	214	252
4	1:32.604	20.222	169	43.693	208	28.689	214	252	9	1:47.938	22.622	128	53.759	205	31.557	216	146
5	1:40.748	21.152	166	45.000	204			255	10	2:04.278	23.594	138	56.343	175			163

DTM Hockenheim I

Hockenheimring, length 4574 m

05. - 07.05.2017

DTM



Lap Analysis qualifying 1, 06.05.2017

DMSB-Reg.No.: 122/17

99 Mike Rockenfeller , Schaeffler Audi RS 5 DTM / DEU

theoretical besttime: 1:31.692

Lap	Time	S1	V1	S2	V2	S3	V3	Vmax	Lap	Time	S1	V1	S2	V2	S3	V3	Vmax
1	2:49.670		129	50.154	192	32.425	191	227	7	4:54.278	3:34.817	144	48.543	197	30.918	204	227
2	1:39.549	22.671	157	47.106	204	29.772	211	198	8	1:35.743	21.174	167	45.277	205	29.292	212	246
3	1:32.625	20.182	168	44.013	207	28.430	210	253	9	1:31.965	19.961	170	43.774	209	28.230	213	252
4	1:32.379	20.039	169	43.753	207	28.587	208	253	10	1:33.609	19.733	169	43.769	208	30.107	215	254
5	1:32.173	19.994	168	43.729	208	28.450	210	254	11	2:04.614	24.444	131	57.336	161			173
6	1:56.012	20.909	157	54.426	152			190									