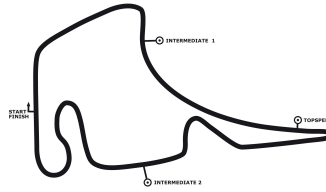


DTM Hockenheim I

Hockenheimring, length 4574 m

05. - 07.05.2017

DTM



DMSB-Reg.No.: 122/17

Lap Analysis qualifying 2, 07.05.2017

2 Gary Paffett , Mercedes-AMG C 63 DTM Mercedes me / GBR									theoretical besttime: 1:31.751								
Lap	Time	S1	V1	S2	V2	S3	V3	Vmax	Lap	Time	S1	V1	S2	V2	S3	V3	Vmax
1	2:49.670		141	52.009	184	46.868	198	246	7	2:35.977	1:15.506	137	49.486	194	30.985	211	248
2	1:48.399	24.391	162	49.400	192	34.608	201	249	8	1:36.220	21.587	168	45.490	198	29.143	214	251
3	1:45.852	23.594	158	49.173	193	33.085	211	251	9	1:32.539	20.002	169	44.178	203	28.359	213	255
4	1:46.428	23.523	158	49.391	190	33.514	206	250	10	1:32.025	19.950	171	43.822	207	28.253	215	257
5	1:43.826	23.188	165	48.238	194	32.400	199	252	11	1:32.140	20.148	171	43.548	207	28.444	210	255
6	1:50.752	24.568	146	49.025	192			249	12	2:12.577	26.933	120	59.064	131			176

3 Paul Di Resta , Mercedes-AMG C 63 DTM / GBR									theoretical besttime: 1:32.103								
Lap	Time	S1	V1	S2	V2	S3	V3	Vmax	Lap	Time	S1	V1	S2	V2	S3	V3	Vmax
1	3:16.265		144	53.011	188	37.354	195	244	7	1:49.839	23.760	151	48.740	191			248
2	1:49.261	24.654	154	50.220	189	34.387	201	251	8	2:12.195	51.743	152	47.949	199	32.503	210	249
3	1:45.703	24.095	148	49.227	192	32.381	204	251	9	1:37.456	21.046	166	47.442	204	28.968	210	253
4	1:43.122	23.161	161	48.074	194	31.887	206	252	10	1:33.086	20.385	169	44.333	206	28.368	212	253
5	1:42.410	22.919	164	47.816	194	31.675	203	254	11	1:32.103	20.168	170	43.666	206	28.269	211	254
6	1:42.671	22.745	161	47.980	192	31.946	203	251	12	2:07.934	25.126	143	56.035	182			164

5 Mattias Ekström , Red Bull Audi RS 5 DTM / SWE									theoretical besttime: 1:31.989								
Lap	Time	S1	V1	S2	V2	S3	V3	Vmax	Lap	Time	S1	V1	S2	V2	S3	V3	Vmax
1	2:07.194		134	50.944	188	36.895	206	250	8	1:39.473	21.343	133	48.243	202	29.887	208	205
2	1:48.202	24.337	154	49.222	190	34.643	199	252	9	1:34.155	20.689	165	44.332	208	29.134	208	258
3	1:45.317	23.734	156	48.498	192	33.085	203	255	10	1:32.474	20.243	169	43.592	208	28.639	213	258
4	1:44.601	23.179	161	48.401	193	33.021	204	255	11	1:32.134	20.026	170	43.588	208	28.520	210	258
5	1:43.323	22.922	163	48.036	196	32.365	203	255	12	1:32.096	20.069	169	43.652	207	28.375	212	259
6	1:50.331	23.025	161	48.141	191			256	13	2:15.111	24.944	118	1:01.869	144			157
7	2:12.890	53.422	147	48.505	196	30.963	211	243									

6 Robert Wickens , Mercedes-AMG C 63 DTM Mercedes me / CAN									theoretical besttime: 1:32.552								
Lap	Time	S1	V1	S2	V2	S3	V3	Vmax	Lap	Time	S1	V1	S2	V2	S3	V3	Vmax
1	2:20.597		148	52.712	187	40.679	200	243	7	1:35.828	21.488	171	45.406	206	28.934	213	255
2	1:49.851	25.044	157	49.859	193	34.948	202	249	8	1:33.610	20.357	166	44.404	206	28.849	210	257
3	1:51.895	23.939	165	49.941	188	38.015	206	257	9	1:32.902	20.249	172	43.886	207	28.767	207	257
4	1:44.362	23.184	164	48.489	196	32.689	206	254	10	1:41.488	20.736	169	50.096	173	30.656	209	257
5	1:50.066	23.113	162	48.681	195			253	11	1:32.552	20.149	170	43.768	206	28.635	210	256
6	2:53.616	1:34.440	148	48.371	198	30.805	214	246	12	2:06.897	23.222	148	55.964	138			217

7 Bruno Spengler , BMW M4 DTM / CAN									theoretical besttime: 1:31.758								
Lap	Time	S1	V1	S2	V2	S3	V3	Vmax	Lap	Time	S1	V1	S2	V2	S3	V3	Vmax
1	2:38.017		138	53.237	184	46.034	198	237	6	6:45.332	5:25.017	134	49.970	196	30.345	210	249
2	1:49.322	24.551	155	50.370	189	34.401	208	254	7	1:36.356	20.500	166	46.930	208	28.926	217	242
3	1:45.352	23.503	161	48.973	194	32.876	205	255	8	1:31.924	20.056	171	43.440	208	28.428	213	260
4	1:43.573	23.015	162	48.322	197	32.236	209	256	9	1:32.821	20.152	171	43.274	208	29.395	208	258
5	1:53.848	23.483	146	50.105	188			255	10	2:08.161	22.053	155	53.110	143			200

11 Marco Wittmann , BMW M4 DTM / DEU									theoretical besttime: 1:32.393								
Lap	Time	S1	V1	S2	V2	S3	V3	Vmax	Lap	Time	S1	V1	S2	V2	S3	V3	Vmax
1	3:07.847		139	51.096	189	36.601	201	247	7	1:38.642	21.324	171	47.980	204	29.338	213	258
2	1:46.309	23.676	162	49.158	194	33.475	208	254	8	1:33.615	20.559	171	44.458	207	28.598	217	260
3	1:44.331	22.976	166	48.287	196	33.068	201	257	9	1:40.125	20.197	171	49.611	206	30.317	213	260
4	1:43.726	22.910	166	48.097	194	32.719	206	256	10	1:32.677	20.326	171	43.734	208	28.617	210	261
5	1:50.665	23.346	163	48.912	185			257	11	1:32.661	20.194	169	43.601	207	28.866	211	259
6	2:11.010	51.637	143	48.495	198	30.878	211	254	12	2:06.300	23.780	159	52.411	159			203

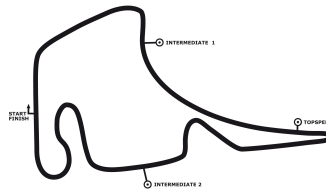
15 Augusto Farfus , BMW M4 DTM / BRA									theoretical besttime: 1:31.494								
Lap	Time	S1	V1	S2	V2	S3	V3	Vmax	Lap	Time	S1	V1	S2	V2	S3	V3	Vmax
1	3:15.841		149	52.215	192	35.774	198	225	7	1:36.446	20.836	149	46.937	207	28.673	211	255
2	1:47.376	24.018	161	49.373	194	33.985	205	254	8	1:39.695	20.291	171	44.534	209			258
3	1:45.304	23.373	162	49.035	194	32.896	209	255	9	2:06.352	51.632	155	45.849	202	28.871	212	254
4	1:44.782	23.275	163	48.707	194	32.800	208	254	10	1:33.734	21.297	170	44.275	208	28.162	214	257
5	1:57.193	23.353	159	50.090	187			254	11	1:31.432	19.930	172	43.402	209		214	257
6	2:33.234	1:15.258	149	48.138	201	29.838	212	252									

DTM Hockenheim I

Hockenheimring, length 4574 m

05. - 07.05.2017

DTM



Lap Analysis qualifying 2, 07.05.2017

DMSB-Reg.No.: 122/17

16 Timo Glock , BMW M4 DTM / DEU										theoretical besttime: 1:31.406							
Lap	Time	S1	V1	S2	V2	S3	V3	Vmax	Lap	Time	S1	V1	S2	V2	S3	V3	Vmax
1	2:15.323		142	51.738	188	36.947	197	252	7	1:35.933	21.316	162	45.130	203	29.487	208	259
2	1:46.483	23.916	167	48.658	194	33.909	203	257	8	1:44.669	20.454	168	49.936	198			260
3	1:45.524	23.459	167	48.294	193	33.771	201	258	9	2:12.102	56.377	140	46.074	201	29.651	218	252
4	1:51.675	24.657	163	48.770	193			257	10	1:32.146	20.095	171	43.699	208	28.352	213	261
5	2:17.123	52.698	128	52.469	192	31.956	207	252	11	1:31.406	19.874	170	43.194	209	28.338	218	259
6	1:42.954	24.102	147	47.665	197	31.187	211	254									

22 Lucas Auer , Mercedes-AMG C 63 DTM BWT / AUT										theoretical besttime: 1:31.890							
Lap	Time	S1	V1	S2	V2	S3	V3	Vmax	Lap	Time	S1	V1	S2	V2	S3	V3	Vmax
1	2:17.777		141	53.085	179	38.393	208	247	7	2:33.025	1:04.960	145	50.588	149	37.477	198	248
2	1:51.196	24.882	158	51.026	187	35.288	203	255	8	1:36.444	21.393	169	45.457	203	29.594	212	255
3	1:47.128	24.269	162	49.411	192	33.448	208	252	9	1:34.162	20.628	171	44.745	206	28.789	213	255
4	1:45.000	23.559	168	48.615	196	32.826	205	254	10	1:32.120	20.147	172	43.505	208	28.468	214	256
5	1:45.283	23.451	165	48.310	194	33.522	210	251	11	1:32.068	19.975	172	43.447	208	28.646	206	255
6	1:51.755	23.425	164	49.602	192			253	12	2:11.401	23.249	133	59.567	151			158

31 Tom Blomqvist , BMW M4 DTM / GBR										theoretical besttime: 1:32.163							
Lap	Time	S1	V1	S2	V2	S3	V3	Vmax	Lap	Time	S1	V1	S2	V2	S3	V3	Vmax
1	2:10.822		142	52.636	181	37.911	198	242	7	2:18.557	57.253	135	49.718	189	31.586	207	251
2	1:52.170	24.952	159	50.343	190	36.875	203	255	8	1:37.856	21.885	154	46.144	197	29.827	215	255
3	1:44.616	23.461	167	48.222	196	32.933	207	257	9	1:34.209	20.781	169	44.255	206	29.173	207	260
4	1:45.858	23.358	165	47.966	195	34.534	205	257	10	1:32.393	20.312	171	43.598	208	28.483	211	260
5	1:43.180	22.918	165	47.900	196	32.362	206	256	11	1:32.726	20.330	171	43.802	208	28.594	209	260
6	1:49.064	23.129	165	47.898	191			257	12	1:41.022	20.549	171	43.368	206			259

33 René Rast , AUTO BILD MOTORSPORT Audi RS 5DTM / DEU										theoretical besttime: 1:31.581							
Lap	Time	S1	V1	S2	V2	S3	V3	Vmax	Lap	Time	S1	V1	S2	V2	S3	V3	Vmax
1	1:55.044		153	51.940	189	36.565	199	249	8	1:38.914	21.351	143	47.617	204	29.946	213	252
2	1:48.685	24.468	159	49.523	192	34.694	203	253	9	1:33.925	20.593	169	44.497	207	28.835	216	258
3	1:46.298	23.797	155	48.924	194	33.577	203	255	10	1:32.467	20.140	169	43.922	209	28.405	213	258
4	1:46.704	24.044	156	48.617	194	34.043	204	254	11	1:40.736	22.902	145	48.779	202	29.055	218	239
5	1:45.848	23.620	162	48.688	194	33.540	199	256	12	1:31.581	19.977	171	43.342	209	28.262	215	258
6	1:53.417	23.589	160	50.713	188			254	13	2:14.334	26.486	134	57.789	144			167
7	2:12.768	52.814	136	48.868	199	31.086	213	255									

36 Maxime Martin , BMW M4 DTM / BEL										theoretical besttime: 1:32.370							
Lap	Time	S1	V1	S2	V2	S3	V3	Vmax	Lap	Time	S1	V1	S2	V2	S3	V3	Vmax
1	2:21.836		146	53.917	138	39.552	201	250	7	1:36.604	21.481	165	45.626	202	29.497	215	258
2	1:53.360	24.700	152	53.546	190	35.114	205	254	8	1:33.071	20.332	170	44.139	208	28.600	215	260
3	1:45.194	23.260	160	49.201	192	32.733	202	256	9	1:32.551	20.305	170	43.708	209	28.538	217	259
4	1:42.591	22.915	167	47.805	195	31.871	206	260	10	1:32.529	20.196	171	43.636	208	28.697	210	258
5	1:50.573	22.761	156	48.156	195			258	11	1:40.488	20.383	167	43.814	204			258
6	3:47.902	2:26.278	140	49.729	193	31.895	206	249									

48 Edoardo Mortara , Mercedes-AMG C 63 DTM BWT / ITA										theoretical besttime: 1:31.759							
Lap	Time	S1	V1	S2	V2	S3	V3	Vmax	Lap	Time	S1	V1	S2	V2	S3	V3	Vmax
1	2:32.146		133	54.608	180	44.603	199	229	7	2:33.443	1:12.027	110	50.678	195	30.738	210	246
2	1:49.760	24.916	152	50.142	189	34.702	201	252	8	1:35.282	20.983	166	45.227	203	29.072	208	255
3	1:45.826	23.785	154	48.817	192	33.224	205	252	9	1:36.869	20.428	164	44.945	194	31.496	211	254
4	1:55.078	27.348	59	53.521	188	34.209	205	247	10	1:39.998	20.157	171	45.651	147	34.190	211	255
5	1:42.218	22.454	163	47.922	195	31.842	208	254	11	1:31.759	20.006	170	43.573	208	28.180	212	255
6	1:57.342	23.831	139	50.441	187			250									

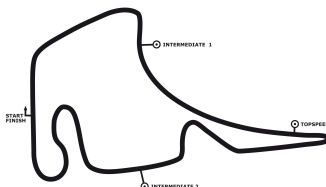
51 Nico Müller , Playboy Audi RS 5 DTM / CHE										theoretical besttime: 1:32.073							
Lap	Time	S1	V1	S2	V2	S3	V3	Vmax	Lap	Time	S1	V1	S2	V2	S3	V3	Vmax
1	2:16.250		126	57.128	179	40.067	193	218	7	2:25.663	1:03.984	138	50.261	194	31.418	212	227
2	1:53.770	25.864	151	51.937	185	35.969	206	254	8	1:39.327	21.478	151	48.476	204	29.373	218	256
3	1:49.497	24.145	161	49.416	189	35.936	205	257	9	1:33.516	20.479	167	44.580	207	28.457	219	260
4	1:45.580	23.375	165	49.193	193	33.012	207	258	10	1:34.205	20.389	171	43.695	208	30.121	213	260
5	1:43.243	22.850	164	47.958	194	32.435	204	258	11	1:32.228	20.104	169	43.512	208	28.612	210	260
6	1:47.916	22.350	166	47.801	197			258	12	1:52.458	20.219	170	46.674	196			248

DTM Hockenheim I

Hockenheimring, length 4574 m

05. - 07.05.2017

DTM



DMSB-Reg.No.: 122/17

Lap Analysis qualifying 2, 07.05.2017

53 Jamie Green , Hoffmann Group Audi RS 5 DTM / GBR									theoretical besttime: 1:31.639								
Lap	Time	S1	V1	S2	V2	S3	V3	Vmax	Lap	Time	S1	V1	S2	V2	S3	V3	Vmax
1	2:02.505		142	51.639	186	36.636	196	211	7	1:41.910	21.565	170	46.765	177	33.580	204	215
2	1:48.739	24.374	159	49.423	188	34.942	197	254	8	1:38.075	20.863	169	44.877	207	32.335	221	258
3	1:47.622	24.025	153	50.020	189	33.577	205	252	9	1:35.819	20.318	170	44.990	202	30.511	212	257
4	2:01.790	23.414	152	57.525	119	40.851	202	175	10	1:32.311	20.150	171	43.628	209	28.533	210	257
5	1:54.783	23.687	155	50.816	193			242	11	1:31.639	20.030	170	43.442	210	28.167	212	259
6	2:37.981	1:13.996	144	48.830	196	35.155	209	253	12	2:14.732	23.452	140	58.926	147			162

63 Maro Engel , Mercedes-AMG C 63 DTM SILBERPFEIL Energy / DEU									theoretical besttime: 1:32.046								
Lap	Time	S1	V1	S2	V2	S3	V3	Vmax	Lap	Time	S1	V1	S2	V2	S3	V3	Vmax
1	3:18.109		139	52.550	188	35.633	201	246	7	2:13.670	55.916	149	47.480	198	30.274	211	244
2	1:52.277	25.963	88	52.693	188	33.621	205	248	8	1:38.505	20.892	170	48.344	199	29.269	213	254
3	1:44.454	23.367	156	48.620	195	32.467	203	252	9	1:33.039	20.302	171	44.253	208	28.484	211	254
4	1:43.404	22.937	156	48.251	196	32.216	203	252	10	1:32.232	20.099	171	43.830	208	28.303	213	255
5	1:46.214	23.108	158	48.320	192	34.786	204	253	11	1:32.081	20.024	170	43.719	208	28.338	210	254
6	1:51.735	23.486	147	49.376	187			250	12	2:04.150	24.537	155	52.926	157			181

77 Loic Duval , Castrol EDGE Audi RS 5 DTM / FRA									theoretical besttime: 1:32.326								
Lap	Time	S1	V1	S2	V2	S3	V3	Vmax	Lap	Time	S1	V1	S2	V2	S3	V3	Vmax
1	2:27.381		135	52.305	185	43.807	196	245	7	1:40.501	22.183	152	45.821	204	32.497	205	257
2	1:50.089	25.065	153	50.384	190	34.640	203	256	8	1:33.570	20.367	167	44.409	207	28.794	211	260
3	1:46.062	24.057	158	48.949	193	33.056	204	257	9	1:32.696	20.220	170	43.772	206	28.704	217	258
4	1:50.308	23.417	159	49.783	167	37.108	206	259	10	1:32.335	20.229	167	43.438	207	28.668	208	260
5	1:50.392	23.534	160	49.077	188			257	11	1:52.454	22.574	147	48.774	196			231
6	4:00.341	2:38.180	130	50.682	196	31.479	212	252									

99 Mike Rockenfeller , Schaeffler Audi RS 5 DTM / DEU									theoretical besttime: 1:31.764								
Lap	Time	S1	V1	S2	V2	S3	V3	Vmax	Lap	Time	S1	V1	S2	V2	S3	V3	Vmax
1	2:09.653		158	50.824	182	37.287	201	252	7	1:40.691	20.928	166	50.373	200	29.390	216	259
2	1:47.286	24.134	164	49.033	193	34.119	205	254	8	1:33.054	20.482	170	44.085	210	28.487	215	259
3	1:45.368	23.455	160	48.623	195	33.290	204	255	9	1:32.444	20.192	171	43.758	208	28.494	211	258
4	2:00.489	23.391	163	50.723	171			257	10	1:41.833	20.168	170	52.016	187	29.649	215	260
5	3:11.602	1:51.419	143	48.976	198	31.207	208	243	11	1:31.764	20.049	171	43.449	208	28.266	216	258
6	1:37.005	21.601	169	45.840	205	29.564	208	257	12	2:11.238	24.051	127	1:00.251	135			187