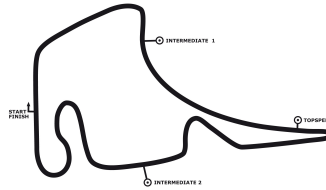


DTM Hockenheim I

Hockenheimring, length 4574 m

05. - 07.05.2017

DTM



DMSB-Reg.No.: 122/17

Lap Analysis race 1, 06.05.2017

2 Gary Paffett , Mercedes-AMG C 63 DTM Mercedes me / GBR

theoretical besttime: 1:33.601

Lap	Time	S1	V1	S2	V2	S3	V3	Vmax	Lap	Time	S1	V1	S2	V2	S3	V3	Vmax
1	1:40.467	26.076	165	45.271	202	29.120	202	249	19	1:34.744	20.684	167	44.536	202	29.524	208	251
2	1:34.981	20.670	167	45.207	202	29.104	206	248	20	1:34.848	20.714	166	44.664	201	29.470	209	252
3	1:33.975	20.459	166	44.304	203	29.212	209	252	21	1:34.513	20.606	166	44.549	201	29.358	204	251
4	1:33.930	20.423	167	44.317	203	29.190	211	252	22	1:34.219	20.466	167	44.424	203	29.329	207	252
5	1:33.879	20.478	166	44.255	203	29.146	214	252	23	1:34.128	20.486	166	44.366	203	29.276	208	252
6	1:34.267	20.562	166	44.206	204	29.499	202	264	24	1:34.270	20.571	167	44.453	203	29.246	214	251
7	1:35.057	20.758	167	44.669	203	29.630	206	265	25	1:34.457	20.457	166	44.473	201	29.527	212	252
8	1:35.160	20.668	165	44.739	201	29.753	206	264	26	1:34.965	20.647	166	44.667	201	29.651	206	251
9	1:36.619	20.923	170	45.701	200	29.995	207	257	27	1:35.232	20.920	165	44.694	202	29.618	209	251
10	1:35.654	20.829	165	44.823	202	30.002	210	253	28	1:34.719	20.687	165	44.603	203	29.429	205	252
11	1:35.156	20.776	165	44.707	202	29.673	201	254	29	1:34.569	20.621	165	44.589	203	29.359	213	254
12	1:34.793	20.765	166	44.516	203	29.512	202	254	30	1:34.692	20.699	166	44.532	202	29.461	206	253
13	1:35.044	20.761	165	44.545	202	29.738	204	252	31	1:34.418	20.572	166	44.486	202	29.360	211	253
14	1:35.161	20.794	166	44.660	201	29.707	203	252	32	1:34.634	20.574	166	44.600	202	29.460	207	253
15	1:35.200	20.724	164	44.746	202	29.730	206	249	33	1:34.226	20.568	166	44.074	203	29.584	212	264
16	1:39.111	20.832	164	44.920	203			249	34	1:36.165	20.606	166	45.597	201	29.962	210	264
17	2:02.295	47.319	159	45.500	202	29.476	206	247	35	1:36.187	20.710	167	45.472	199	30.005	210	254
18	1:34.203	20.574	167	44.453	202	29.176	213	251	36	1:34.616	20.576	166	44.326	204	29.714	204	264

3 Paul Di Resta , Mercedes-AMG C 63 DTM / GBR

theoretical besttime: 1:33.772

Lap	Time	S1	V1	S2	V2	S3	V3	Vmax	Lap	Time	S1	V1	S2	V2	S3	V3	Vmax
1	1:42.658	27.560	166	45.198	198	29.900	208	256	19	1:34.312	20.536	168	44.373	202	29.403	208	251
2	1:34.714	20.708	167	44.255	202	29.751	210	264	20	1:34.676	20.611	167	44.501	202	29.564	208	252
3	1:34.039	20.617	166	44.020	201	29.402	210	266	21	1:34.699	20.594	167	44.607	202	29.498	208	252
4	1:34.159	20.534	165	44.312	203	29.313	208	253	22	1:34.466	20.589	167	44.380	203	29.497	208	254
5	1:34.377	20.498	165	44.436	201	29.443	207	253	23	1:34.532	20.540	167	44.526	202	29.466	208	252
6	1:34.316	20.546	165	44.330	203	29.440	207	254	24	1:34.498	20.653	166	44.421	203	29.424	208	252
7	1:34.495	20.593	166	44.353	200	29.549	208	255	25	1:34.694	20.597	166	44.485	202	29.612	209	252
8	1:34.575	20.639	166	44.398	202	29.538	208	254	26	1:34.908	20.580	166	44.598	201	29.730	208	251
9	1:35.496	20.738	165	44.427	201	30.331	210	264	27	1:34.847	20.662	165	44.553	202	29.632	208	252
10	1:35.646	20.779	165	44.847	202	30.020	207	257	28	1:35.805	20.659	164	45.288	202	29.858	208	252
11	1:35.441	20.739	165	44.779	203	29.923	206	253	29	1:35.035	21.053	167	44.285	201	29.697	208	267
12	1:35.132	20.866	164	44.608	200	29.658	208	254	30	1:34.840	20.551	166	44.614	202	29.675	209	254
13	1:35.052	20.730	165	44.559	201	29.763	207	253	31	1:34.631	20.532	165	44.478	202	29.621	208	253
14	1:35.254	20.833	165	44.651	201	29.770	208	252	32	1:34.993	20.766	166	44.548	203	29.679	208	253
15	1:35.426	20.830	164	44.785	201	29.811	206	251	33	1:35.454	20.763	166	44.757	202	29.934	208	252
16	1:35.105	20.827	165	44.696	203	29.582	208	252	34	1:35.339	20.786	165	44.736	202	29.817	208	253
17	1:39.313	20.918	165	44.696	202			251	35	1:35.650	20.913	165	44.919	201	29.818	207	252
18	2:02.437	48.035	160	45.148	201	29.254	209	247	36	1:36.232	20.915	165	45.230	198	30.087	199	252

5 Mattias Ekström , Red Bull Audi RS 5 DTM / SWE

theoretical besttime: 1:33.015

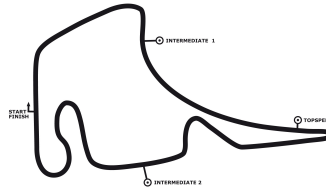
Lap	Time	S1	V1	S2	V2	S3	V3	Vmax	Lap	Time	S1	V1	S2	V2	S3	V3	Vmax
1	1:45.252	29.299	164	45.527	202	30.426	208	255	19	1:34.745	20.595	166	44.494	203	29.656	203	255
2	1:35.916	21.014	167	45.079	202	29.823	210	258	20	1:34.927	20.642	166	44.603	203	29.682	209	255
3	1:34.975	20.500	165	45.052	204	29.423	208	257	21	1:35.003	20.621	166	44.712	202	29.670	207	255
4	1:34.103	20.438	166	44.511	203	29.154	210	256	22	1:34.621	20.558	166	44.527	203	29.536	208	255
5	1:34.206	20.440	163	44.427	205	29.339	208	257	23	1:34.712	20.630	166	44.540	205	29.542	210	255
6	1:33.966	20.470	166	44.225	204	29.271	206	257	24	1:34.793	20.744	165	44.515	204	29.534	216	254
7	1:34.372	20.582	166	44.334	203	29.456	208	257	25	1:34.869	20.686	166	44.583	204	29.600	207	252
8	1:34.550	20.663	164	44.464	204	29.423	204	255	26	1:39.152	20.841	166	44.624	204			254
9	1:35.010	20.679	165	44.611	201	29.720	206	267	27	2:00.791	46.123	154	45.320	203	29.348	210	251
10	1:35.129	20.795	162	44.483	203	29.851	210	266	28	1:33.446	20.411	166	43.864	206	29.171	208	255
11	1:34.951	20.921	164	44.372	203	29.658	209	267	29	1:33.201	20.297	168	43.692	205	29.212	213	268
12	1:35.200	20.831	166	44.494	202	29.875	214	267	30	1:33.572	20.438	164	44.020	205	29.114	212	260
13	1:35.935	20.909	165	45.047	203	29.979	210	270	31	1:33.634	20.209	167	44.212	205	29.213	211	256
14	1:34.937	21.010	163	44.250	199	29.677	206	267	32	1:33.826	20.283	167	44.092	205	29.451	209	260
15	1:34.836	20.727	165	44.520	205	29.589	205	255	33	1:34.285	20.547	167	44.185	204	29.553	208	260
16	1:34.848	20.692	165	44.554	205	29.602	206	253	34	1:34.607	20.388	167	44.813	203	29.406	213	265
17	1:35.198	20.786	163	44.647	203	29.765	211	255	35	1:34.213	20.441	168	44.374	204	29.398	210	257
18	1:35.113	20.757	164	44.585	204	29.771	206	257	36	1:34.979	20.388	167	44.473	204	30.118	210	261

DTM Hockenheim I

Hockenheimring, length 4574 m

05. - 07.05.2017

DTM



DMSB-Reg.No.: 122/17

Lap Analysis race 1, 06.05.2017

6 Robert Wickens , Mercedes-AMG C 63 DTM Mercedes me / CAN									theoretical besttime: 1:33.438								
Lap	Time	S1	V1	S2	V2	S3	V3	Vmax	Lap	Time	S1	V1	S2	V2	S3	V3	Vmax
1	1:43.563	27.825	165	45.644	201	30.094	207	248	19	1:35.546	20.839	166	44.733	200	29.974	207	252
2	1:35.721	20.734	167	45.157	203	29.830	210	253	20	1:39.260	21.023	167	44.818	203			252
3	1:35.317	20.826	167	45.083	203	29.408	208	266	21	2:08.537	53.621	157	45.621	203	29.295	205	248
4	1:34.351	20.590	167	44.405	203	29.356	206	253	22	1:33.571	20.510	169	44.068	206	28.993	207	250
5	1:38.134	20.623	166	44.380	204			253	23	1:33.665	20.477	168	43.968	206	29.220	209	251
6	1:47.345	33.717	168	44.332	204	29.296	207	252	24	1:34.058	20.538	165	44.216	204	29.304	210	251
7	1:34.485	20.701	167	44.267	203	29.517	216	254	25	1:34.476	20.645	167	44.350	204	29.481	210	252
8	1:34.991	20.802	165	44.590	202	29.599	207	251	26	1:34.115	20.696	168	44.127	204	29.292	207	264
9	1:34.862	20.767	167	44.567	203	29.528	207	251	27	1:34.135	20.592	167	44.254	205	29.289	208	251
10	1:35.029	20.809	166	44.590	203	29.630	215	252	28	1:34.168	20.661	167	44.221	204	29.286	211	251
11	1:34.598	20.573	167	44.526	203	29.499	212	252	29	1:33.979	20.582	167	44.175	204	29.222	207	252
12	1:34.819	20.784	166	44.507	204	29.528	203	252	30	1:34.512	20.702	167	44.461	203	29.349	213	252
13	1:34.828	20.730	166	44.530	203	29.568	205	250	31	1:35.483	20.598	169	44.314	204	30.571	210	252
14	1:35.131	20.883	167	44.632	204	29.616	209	250	32	1:35.914	21.090	166	44.741	202	30.083	209	253
15	1:34.921	20.800	167	44.580	205	29.541	201	251	33	1:36.197	21.109	165	44.870	199	30.218	208	252
16	1:35.152	20.848	167	44.593	205	29.711	211	250	34	1:36.049	21.052	166	44.825	201	30.172	208	253
17	1:35.277	20.823	167	44.725	204	29.729	203	251	35	1:41.465	21.248	165	45.356	199	34.861	130	254
18	1:35.432	20.997	166	44.653	203	29.782	209	252	36	1:38.460	23.022	165	45.093	201	30.345	208	252

7 Bruno Spengler , BMW M4 DTM / CAN									theoretical besttime: 1:34.020								
Lap	Time	S1	V1	S2	V2	S3	V3	Vmax	Lap	Time	S1	V1	S2	V2	S3	V3	Vmax
1	1:46.050	29.952	165	45.608	200	30.490	212	258	19	1:34.956	20.974	168	44.246	204	29.736	210	258
2	1:36.078	21.005	168	44.969	202	30.104	215	260	20	1:34.727	20.712	169	44.220	204	29.795	205	266
3	1:35.314	20.757	167	44.888	201	29.669	209	266	21	1:34.154	20.639	169	43.923	205	29.592	206	268
4	1:35.855	20.687	166	45.055	197	30.113	217	265	22	1:34.138	20.567	169	43.970	205	29.601	207	257
5	1:34.435	20.684	166	44.178	203	29.573	214	257	23	1:34.359	20.717	168	44.047	206	29.595	212	257
6	1:34.337	20.706	167	44.069	204	29.562	205	257	24	1:34.587	20.690	168	44.164	205	29.733	215	257
7	1:34.405	20.624	167	44.179	203	29.602	212	257	25	1:35.103	20.788	169	44.350	201	29.965	211	257
8	1:34.750	20.743	166	44.361	203	29.646	208	255	26	1:35.862	20.862	168	44.926	203	30.074	204	256
9	1:34.973	20.817	167	44.372	204	29.784	210	255	27	1:35.011	20.849	167	44.235	203	29.927	213	265
10	1:35.151	20.901	166	44.401	203	29.849	206	257	28	1:35.008	20.845	167	44.273	203	29.890	208	258
11	1:35.204	20.824	166	44.529	203	29.851	206	258	29	1:34.905	20.800	168	44.238	203	29.867	209	258
12	1:35.132	20.908	167	44.397	203	29.827	208	257	30	1:35.152	20.913	169	44.337	203	29.902	205	257
13	1:36.247	21.016	167	45.076	200	30.155	210	255	31	1:35.097	20.904	168	44.312	204	29.881	206	257
14	1:35.835	21.083	166	44.549	201	30.203	204	256	32	1:34.972	20.841	167	44.323	205	29.808	213	258
15	1:35.398	20.930	167	44.444	204	30.024	210	255	33	1:35.184	20.977	168	44.265	203	29.942	214	259
16	1:39.771	21.143	167	44.644	204			255	34	1:34.956	20.935	168	44.196	204	29.825	211	258
17	2:03.355	48.163	155	45.473	204	29.719	212	251	35	1:35.204	20.774	168	44.407	203	30.023	216	260
18	1:34.212	20.744	168	43.938	204	29.530	205	258	36	1:35.225	20.804	169	44.302	204	30.119	212	267

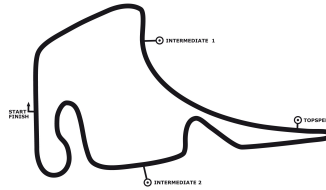
11 Marco Wittmann , BMW M4 DTM / DEU									theoretical besttime: 1:33.826								
Lap	Time	S1	V1	S2	V2	S3	V3	Vmax	Lap	Time	S1	V1	S2	V2	S3	V3	Vmax
1	1:43.108	28.074	167	45.115	201	29.919	211	255	19	1:34.257	20.565	168	44.307	203	29.385	208	258
2	1:34.650	20.668	167	44.268	201	29.714	207	267	20	1:35.042	20.579	168	44.878	201	29.585	211	256
3	1:34.878	20.764	167	44.359	201	29.755	208	257	21	1:33.924	20.459	168	44.064	204	29.401	213	257
4	1:34.370	20.591	167	44.130	201	29.649	210	265	22	1:33.875	20.399	168	44.042	205	29.434	206	258
5	1:34.504	20.701	166	44.203	203	29.600	211	259	23	1:34.371	20.632	167	44.244	204	29.495	204	257
6	1:34.596	20.674	166	44.118	202	29.804	207	267	24	1:34.598	20.644	166	44.305	204	29.649	208	257
7	1:34.936	20.796	166	44.354	201	29.786	211	259	25	1:34.923	20.672	166	44.458	202	29.793	206	257
8	1:35.006	20.798	165	44.437	201	29.771	207	258	26	1:35.120	20.707	166	44.538	200	29.875	209	257
9	1:35.199	20.759	166	44.636	201	29.804	206	257	27	1:35.362	20.755	166	44.649	201	29.958	212	256
10	1:35.200	20.717	165	44.603	202	29.880	212	257	28	1:35.106	20.683	166	44.678	204	29.745	210	257
11	1:35.249	20.706	165	44.608	201	29.935	212	257	29	1:34.898	20.758	166	44.455	203	29.685	214	257
12	1:35.586	21.000	164	44.668	201	29.918	209	258	30	1:34.990	20.669	167	44.563	203	29.758	209	257
13	1:35.931	20.790	166	45.106	201	30.035	210	258	31	1:35.026	20.717	166	44.590	203	29.719	209	257
14	1:36.356	20.952	166	45.228	200	30.176	210	257	32	1:35.049	20.815	167	44.436	203	29.798	203	257
15	1:35.491	20.782	165	44.644	202	30.065	203	255	33	1:35.101	20.819	167	44.498	204	29.784	210	257
16	1:36.131	20.975	165	45.146	203	30.010	213	255	34	1:35.394	21.076	166	44.650	204	29.668	211	258
17	1:39.960	20.806	165	44.840	202			256	35	1:35.946	20.643	167	45.410	202	29.893	210	258
18	2:03.044	47.320	156	45.414	203	30.310	212	252	36	1:35.611	20.906	164	44.742	200	29.963	210	266

DTM Hockenheim I

Hockenheimring, length 4574 m

05. - 07.05.2017

DTM



DMSB-Reg.No.: 122/17

Lap Analysis race 1, 06.05.2017

15 Augusto Farfus , BMW M4 DTM / BRA

theoretical besttime: 1:33.780

Lap	Time	S1	V1	S2	V2	S3	V3	Vmax	Lap	Time	S1	V1	S2	V2	S3	V3	Vmax
1	1:51.365	37.441	166	44.621	204	29.303	211	251	19	1:35.406	20.870	167	44.349	203	30.187	216	265
2	1:34.143	20.505	168	44.295	205	29.343	214	255	20	1:35.023	21.059	170	44.284	203	29.680	212	268
3	1:34.438	20.635	167	44.582	203	29.221	206	255	21	1:35.651	20.845	167	44.955	203	29.851	210	258
4	1:34.961	20.644	166	44.318	203	29.999	208	264	22	1:34.659	20.906	168	44.066	203	29.687	211	264
5	1:35.279	21.116	166	44.529	203	29.634	214	256	23	1:35.571	20.879	169	44.852	204	29.840	213	255
6	1:38.674	20.787	167	44.453	203			256	24	1:35.004	20.971	169	44.156	204	29.877	214	264
7	2:02.118	46.815	161	45.680	201	29.623	211	248	25	1:35.576	21.104	169	44.592	203	29.880	208	255
8	1:34.514	20.870	169	44.354	204	29.290	206	250	26	1:35.321	20.886	169	44.571	203	29.864	206	255
9	1:34.220	20.633	168	44.378	203	29.209	209	252	27	1:35.147	20.941	169	44.464	203	29.742	213	254
10	1:34.283	20.641	168	44.270	204	29.372	213	254	28	1:34.994	20.873	169	44.395	204	29.726	209	255
11	1:34.248	20.581	169	44.255	204	29.412	213	254	29	1:35.162	20.923	169	44.554	203	29.685	210	255
12	1:34.438	20.718	168	44.262	204	29.458	207	255	30	1:35.070	20.828	168	44.590	203	29.652	207	255
13	1:35.669	20.671	169	44.577	201	30.421	204	255	31	1:35.158	20.780	168	44.599	203	29.779	209	255
14	1:35.358	21.262	169	44.509	203	29.587	206	259	32	1:35.276	20.941	169	44.554	204	29.781	210	255
15	1:34.735	20.839	167	44.343	204	29.553	211	252	33	1:35.223	20.912	169	44.560	204	29.751	208	255
16	1:35.103	20.822	167	44.679	203	29.602	207	253	34	1:35.119	20.855	169	44.537	204	29.727	206	256
17	1:36.577	20.882	167	45.487	197	30.208	208	255	35	1:35.283	20.935	170	44.529	204	29.819	210	256
18	1:35.001	20.869	168	44.219	203	29.913	213	266	36	1:35.182	20.893	168	44.573	204	29.716	213	255

16 Timo Glock , BMW M4 DTM / DEU

theoretical besttime: 1:33.602

Lap	Time	S1	V1	S2	V2	S3	V3	Vmax	Lap	Time	S1	V1	S2	V2	S3	V3	Vmax
1	1:41.080	26.455	167	45.276	203	29.349	208	258	19	1:34.352	20.636	171	44.109	203	29.607	205	256
2	1:33.817	20.499	168	44.075	205	29.243	208	264	20	1:34.402	20.446	166	44.234	203	29.722	208	257
3	1:33.732	20.398	167	44.122	203	29.212	205	255	21	1:34.174	20.468	165	44.127	204	29.579	206	256
4	1:33.863	20.427	167	44.198	203	29.238	208	257	22	1:34.108	20.540	166	44.013	203	29.555	206	265
5	1:34.100	20.400	162	44.332	203	29.368	211	257	23	1:34.086	20.456	167	44.019	204	29.611	209	266
6	1:34.454	20.618	165	44.405	203	29.431	211	256	24	1:34.209	20.542	167	43.992	204	29.675	204	267
7	1:35.052	20.771	167	44.754	202	29.527	203	256	25	1:34.478	20.746	167	44.206	204	29.526	211	257
8	1:35.179	20.717	165	44.805	202	29.657	214	255	26	1:34.648	20.637	166	44.314	203	29.697	211	256
9	1:35.978	21.214	168	44.989	203	29.775	209	256	27	1:34.340	20.567	167	44.288	203	29.485	213	255
10	1:35.487	20.786	162	45.064	202	29.637	206	256	28	1:34.281	20.493	164	44.382	204	29.406	214	255
11	1:34.933	20.714	164	44.655	202	29.564	204	256	29	1:34.239	20.527	166	44.269	203	29.443	211	258
12	1:34.549	20.681	164	44.349	203	29.519	204	256	30	1:34.564	20.680	165	44.335	203	29.549	210	257
13	1:34.727	20.772	164	44.393	203	29.562	210	255	31	1:34.674	20.711	166	44.397	204	29.566	204	257
14	1:34.774	20.679	165	44.415	202	29.680	206	254	32	1:35.235	20.569	166	44.810	202	29.856	210	267
15	1:34.618	20.674	166	44.358	203	29.586	208	254	33	1:35.118	20.737	166	44.465	202	29.916	209	267
16	1:35.038	20.872	165	44.549	204	29.617	211	254	34	1:35.104	20.811	167	44.498	197	29.795	212	267
17	1:39.071	20.880	165	44.554	203			255	35	1:35.245	20.649	166	44.819	203	29.777	207	267
18	2:02.138	46.894	154	45.403	203	29.841	201	254	36	1:35.693	20.747	165	44.454	205	30.492	176	257

22 Lucas Auer , Mercedes-AMG C 63 DTM BWT / AUT

theoretical besttime: 1:33.079

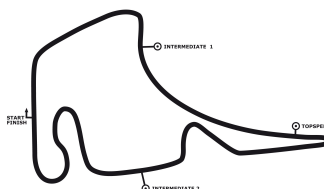
Lap	Time	S1	V1	S2	V2	S3	V3	Vmax	Lap	Time	S1	V1	S2	V2	S3	V3	Vmax
1	1:38.468	25.232	167	44.251	204	28.985	208	247	19	1:34.489	20.615	169	44.341	203	29.533	209	249
2	1:33.475	20.458	167	44.198	204	28.819	209	248	20	1:34.463	20.563	169	44.545	202	29.355	212	251
3	1:33.469	20.287	167	44.225	203	28.957	213	250	21	1:34.235	20.558	168	44.271	203	29.406	207	250
4	1:33.574	20.312	168	44.095	204	29.167	207	251	22	1:33.866	20.476	168	44.122	203	29.268	210	251
5	1:33.628	20.305	167	44.172	204	29.151	214	252	23	1:34.228	20.609	168	44.182	203	29.437	212	252
6	1:33.902	20.595	167	44.235	204	29.072	208	252	24	1:34.414	20.699	168	44.255	204	29.460	205	252
7	1:33.794	20.479	167	44.117	204	29.198	207	252	25	1:34.375	20.667	169	43.973	202	29.735	210	264
8	1:34.255	20.482	167	44.501	203	29.272	211	251	26	1:34.961	20.621	168	44.524	202	29.816	203	250
9	1:34.447	20.619	166	44.483	204	29.345	207	249	27	1:35.250	20.785	169	44.574	203	29.891	214	249
10	1:34.616	20.493	165	44.624	203	29.499	210	251	28	1:34.875	20.735	168	44.445	203	29.695	213	250
11	1:34.721	20.631	165	44.590	203	29.500	211	252	29	1:34.918	20.730	167	44.591	203	29.597	206	252
12	1:34.755	20.604	166	44.515	201	29.636	210	251	30	1:34.858	20.712	167	44.497	202	29.649	208	252
13	1:35.292	20.828	167	44.698	201	29.766	208	251	31	1:34.855	20.777	167	44.544	202	29.534	204	251
14	1:35.647	20.932	167	44.899	201	29.816	205	249	32	1:35.440	20.833	168	45.073	201	29.534	205	252
15	1:35.146	20.787	167	44.642	202	29.717	209	249	33	1:35.227	20.703	168	44.952	201	29.572	206	252
16	1:35.329	20.827	166	44.692	203	29.810	200	249	34	1:35.009	20.710	167	44.781	203	29.518	200	252
17	1:39.582	20.977	166	44.829	202			251	35	1:34.809	20.695	169	44.890	203	29.224	206	252
18	2:04.337	49.631	159	45.335	201	29.371	212	247	36	1:34.889	20.538	166	44.895	203	29.456	206	252

DTM Hockenheim I

Hockenheimring, length 4574 m

05. - 07.05.2017

DTM



DMSB-Reg.No.: 122/17

Lap Analysis race 1, 06.05.2017

31 Tom Blomqvist, BMW M4 DTM / GBR

theoretical besttime: 1:34.214

Lap	Time	S1	V1	S2	V2	S3	V3	Vmax	Lap	Time	S1	V1	S2	V2	S3	V3	Vmax
1	1:44.063	28.504	167	45.371	199	30.188	211	257	19	1:35.498	20.722	166	44.596	200	30.180	210	257
2	1:34.799	20.784	168	44.380	201	29.635	211	267	20	1:35.116	20.706	167	44.652	201	29.758	208	255
3	1:46.555	20.654	168	55.962	198	29.939	210	257	21	1:35.130	20.688	167	44.608	200	29.834	210	255
4	1:35.411	20.922	166	44.643	201	29.846	210	255	22	1:35.391	20.802	167	44.679	201	29.910	211	255
5	1:35.159	20.881	167	44.438	201	29.840	205	257	23	1:35.134	20.787	166	44.474	202	29.873	210	255
6	1:35.703	20.952	166	44.626	200	30.125	211	257	24	1:35.268	20.772	166	44.607	200	29.889	209	254
7	1:34.813	20.855	168	44.122	200	29.836	210	264	25	1:35.221	20.817	167	44.436	201	29.968	206	255
8	1:35.159	20.900	166	44.425	200	29.834	210	254	26	1:36.675	21.049	166	45.408	201	30.218	208	255
9	1:35.191	20.993	166	44.506	202	29.692	204	254	27	1:35.746	21.343	169	44.585	202	29.818	206	255
10	1:39.630	20.891	166	44.939	199			255	28	1:35.203	20.919	168	44.439	202	29.845	206	255
11	2:03.139	47.845	158	45.476	197	29.818	212	244	29	1:36.354	20.924	168	45.157	200	30.273	200	256
12	1:34.640	20.766	167	44.279	202	29.595	210	254	30	1:35.882	20.941	167	44.626	202	30.315	209	257
13	1:34.429	20.603	169	44.337	199	29.489	209	252	31	1:36.412	21.034	166	45.056	201	30.322	205	255
14	1:34.785	20.717	167	44.338	201	29.730	212	251	32	1:36.600	21.378	165	45.046	200	30.176	210	255
15	1:35.182	20.798	167	44.562	201	29.822	207	252	33	1:35.873	21.042	166	44.567	201	30.264	211	256
16	1:35.757	20.888	166	44.842	200	30.027	210	253	34	1:36.431	21.135	167	44.883	202	30.413	210	256
17	1:35.714	20.856	165	44.836	201	30.022	208	254	35	1:35.369	20.864	165	44.711	203	29.794	208	256
18	1:35.307	20.829	166	44.693	199	29.785	213	255	36	1:35.815	20.925	166	44.751	202	30.139	210	258

33 René Rast, AUTO BILD MOTORSPORT Audi RS 5DTM / DEU

theoretical besttime: 1:33.283

Lap	Time	S1	V1	S2	V2	S3	V3	Vmax	Lap	Time	S1	V1	S2	V2	S3	V3	Vmax
1	1:50.734	36.278	167	45.086	201	29.370	210	254	19	1:34.461	20.632	167	44.313	204	29.516	216	270
2	1:33.991	20.435	166	44.295	203	29.261	215	254	20	1:33.512	20.462	167	43.879	204	29.171	214	264
3	1:34.508	20.563	167	44.525	203	29.420	206	256	21	1:33.612	20.483	167	44.073	205	29.056	212	255
4	1:35.461	20.455	167	44.446	203	30.560	204	256	22	1:33.445	20.348	167	43.976	205	29.121	209	257
5	1:34.697	20.802	166	44.178	206	29.717	216	259	23	1:33.677	20.505	168	43.942	205	29.230	208	257
6	1:34.975	20.856	167	44.355	203	29.764	206	260	24	1:33.986	20.489	166	44.155	206	29.342	206	257
7	1:34.788	20.672	165	44.358	203	29.758	211	260	25	1:34.148	20.604	168	44.176	204	29.368	212	257
8	1:35.010	20.778	164	44.578	201	29.654	215	258	26	1:34.230	20.511	167	44.241	204	29.478	213	258
9	1:34.622	20.902	165	44.318	204	29.402	215	258	27	1:34.396	20.628	167	44.299	204	29.469	213	257
10	1:34.268	20.578	166	44.346	203	29.344	209	257	28	1:34.142	20.578	166	44.116	205	29.448	210	267
11	1:34.312	20.565	167	44.267	204	29.480	213	260	29	1:34.206	20.606	167	44.251	206	29.349	211	258
12	1:34.696	20.838	166	44.112	204	29.746	209	267	30	1:35.148	20.582	167	45.072	203	29.494	210	252
13	1:34.802	20.989	165	44.040	203	29.773	209	266	31	1:34.239	20.519	166	44.251	204	29.469	209	259
14	1:34.874	20.666	167	44.427	200	29.781	207	256	32	1:34.160	20.551	168	44.213	204	29.396	209	259
15	1:34.829	20.626	164	44.544	203	29.659	209	257	33	1:34.273	20.567	167	44.289	205	29.417	212	258
16	1:39.154	20.838	164	44.636	204			256	34	1:34.340	20.576	167	44.221	205	29.543	216	259
17	2:03.492	47.824	159	46.003	199	29.665	212	252	35	1:34.559	20.590	169	44.368	203	29.601	213	268
18	1:35.296	20.537	168	44.336	204	30.423	211	258	36	1:34.410	20.568	166	44.374	204	29.468	214	261

36 Maxime Martin, BMW M4 DTM / BEL

theoretical besttime: 1:33.446

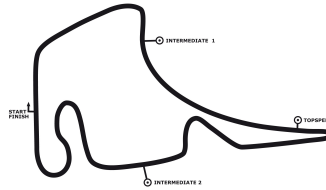
Lap	Time	S1	V1	S2	V2	S3	V3	Vmax	Lap	Time	S1	V1	S2	V2	S3	V3	Vmax
1	1:42.255	27.384	166	45.137	200	29.734	208	256	19	2:08.493	52.540	152	46.038	200	29.915	210	251
2	1:34.704	20.768	168	44.269	202	29.667	206	262	20	1:34.479	21.012	169	44.127	202	29.340	214	255
3	1:35.045	20.587	167	44.903	203	29.555	210	257	21	1:33.659	20.466	168	43.640	204	29.553	208	265
4	1:34.266	20.602	167	44.176	201	29.488	213	266	22	1:34.212	20.564	169	43.924	204	29.724	215	258
5	1:34.494	20.934	166	43.968	203	29.592	210	265	23	1:34.223	20.652	168	44.043	204	29.528	213	257
6	1:34.708	20.770	167	44.211	205	29.727	208	257	24	1:34.432	20.618	167	43.979	204	29.835	214	266
7	1:34.884	20.877	167	44.276	203	29.731	207	257	25	1:34.996	20.738	168	44.275	202	29.983	212	257
8	1:34.838	20.820	166	44.380	202	29.638	208	254	26	1:35.186	20.825	166	44.371	202	29.990	209	257
9	1:35.052	20.699	166	44.515	203	29.838	213	255	27	1:34.954	20.789	166	44.282	203	29.883	211	257
10	1:35.162	20.725	165	44.559	203	29.878	203	255	28	1:35.615	20.689	167	44.897	201	30.029	215	267
11	1:35.532	20.816	165	44.769	202	29.947	207	257	29	1:34.665	20.879	167	43.955	202	29.831	210	267
12	1:35.410	21.028	163	44.548	201	29.834	209	257	30	1:34.877	20.834	167	44.117	203	29.926	212	266
13	1:35.116	20.759	167	44.453	202	29.904	209	257	31	1:35.294	20.763	167	44.428	201	30.103	210	267
14	1:35.336	20.875	167	44.434	201	30.027	208	256	32	1:35.571	20.945	168	44.628	203	29.998	208	258
15	1:35.215	20.951	166	44.383	203	29.881	210	255	33	1:36.048	20.819	167	45.196	201	30.033	210	257
16	1:35.259	20.879	166	44.539	203	29.841	207	255	34	1:35.249	20.833	167	44.473	203	29.943	210	258
17	1:35.395	20.930	166	44.428	203	30.037	210	255	35	1:35.613	20.868	166	44.806	201	29.939	207	257
18	1:38.840	20.736	166	44.450	202			256	36	1:35.321	20.776	166	44.493	202	30.052	207	258

DTM Hockenheim I

Hockenheimring, length 4574 m

05. - 07.05.2017

DTM



DMSB-Reg.No.: 122/17

Lap Analysis race 1, 06.05.2017

48 Edoardo Mortara , Mercedes-AMG C 63 DTM BWT / ITA

theoretical besttime: 1:33.721

Lap	Time	S1	V1	S2	V2	S3	V3	Vmax	Lap	Time	S1	V1	S2	V2	S3	V3	Vmax
1	1:41.735	26.971	166	45.237	201	29.527	203	251	19	2:02.990	47.948	155	45.547	201	29.495	206	248
2	1:34.706	20.625	167	44.577	201	29.504	209	257	20	1:34.242	20.637	168	44.415	202	29.190	208	252
3	1:34.179	20.541	165	44.270	201	29.368	207	259	21	1:33.752	20.364	166	44.236	204	29.152	211	252
4	1:34.287	20.507	167	44.478	202	29.302	212	253	22	1:34.078	20.409	166	44.344	203	29.325	208	253
5	1:34.193	20.454	165	44.480	203	29.259	207	253	23	1:34.193	20.538	166	44.205	203	29.450	209	253
6	1:34.260	20.618	165	44.353	203	29.289	203	254	24	1:34.396	20.589	165	44.393	203	29.414	212	252
7	1:34.556	20.766	165	44.459	202	29.331	202	253	25	1:34.821	20.747	166	44.529	201	29.545	211	254
8	1:34.662	20.656	166	44.517	203	29.489	206	253	26	1:34.747	20.602	166	44.500	203	29.645	215	252
9	1:35.212	20.873	166	44.478	201	29.861	205	264	27	1:36.257	21.777	164	44.947	203	29.533	206	251
10	1:35.612	20.768	165	45.059	201	29.785	206	264	28	1:34.744	20.668	165	44.538	203	29.538	210	251
11	1:35.028	20.727	165	44.675	203	29.626	211	254	29	1:34.545	20.589	166	44.566	203	29.390	206	252
12	1:34.595	20.737	165	44.273	202	29.585	209	264	30	1:34.537	20.600	166	44.522	203	29.415	210	252
13	1:34.629	20.698	165	44.314	202	29.617	208	262	31	1:34.497	20.570	166	44.554	203	29.373	203	252
14	1:34.706	20.604	166	44.348	202	29.754	205	262	32	1:34.807	20.671	165	44.619	203	29.517	210	252
15	1:34.774	20.596	166	44.422	201	29.756	207	262	33	1:34.460	20.528	167	44.514	202	29.418	209	253
16	1:35.232	20.824	164	44.828	203	29.580	203	251	34	1:34.282	20.556	166	44.380	204	29.346	208	253
17	1:34.965	20.739	164	44.528	202	29.698	205	262	35	1:34.618	20.595	167	44.509	203	29.514	213	254
18	1:38.439	20.562	166	44.614	204			252	36	1:35.846	20.599	166	45.080	198	30.167	208	264

51 Nico Müller , Playboy Audi RS 5 DTM / CHE

theoretical besttime: 1:33.762

Lap	Time	S1	V1	S2	V2	S3	V3	Vmax	Lap	Time	S1	V1	S2	V2	S3	V3	Vmax
1	1:44.404	27.878	154	46.209	202	30.317	210	251	19	2:07.357	51.982	158	45.575	201	29.800	213	254
2	1:35.310	20.824	167	44.513	202	29.973	208	267	20	1:34.331	20.566	167	44.162	202	29.603	207	255
3	1:34.204	20.639	167	44.064	203	29.501	209	270	21	1:34.138	20.432	167	43.982	204	29.724	202	258
4	1:34.187	20.424	167	44.254	204	29.509	210	257	22	1:34.168	20.591	167	44.127	205	29.450	212	258
5	1:34.396	20.569	165	44.251	204	29.576	213	258	23	1:34.280	20.579	167	44.132	205	29.569	210	262
6	1:34.288	20.512	166	44.146	205	29.630	208	260	24	1:34.021	20.476	167	44.091	206	29.454	208	257
7	1:34.847	20.725	166	44.318	204	29.804	209	259	25	1:34.351	20.551	167	44.197	205	29.603	209	256
8	1:35.071	20.767	165	44.456	204	29.848	208	257	26	1:34.403	20.791	168	44.012	205	29.600	209	267
9	1:35.147	20.794	164	44.497	206	29.856	207	258	27	1:34.186	20.511	168	44.161	207	29.514	212	255
10	1:35.283	20.807	164	44.557	205	29.919	209	258	28	1:34.695	20.523	168	44.274	204	29.898	210	257
11	1:36.257	20.777	164	45.377	203	30.103	206	255	29	1:34.733	20.808	166	44.007	203	29.918	210	268
12	1:35.151	20.853	165	44.305	203	29.993	206	268	30	1:34.819	20.736	166	44.233	203	29.850	213	258
13	1:35.733	20.866	165	44.732	202	30.135	206	256	31	1:35.253	20.798	167	44.425	204	30.030	213	259
14	1:35.860	21.011	167	44.638	202	30.211	210	257	32	1:35.465	20.859	167	44.620	201	29.986	211	270
15	1:35.588	20.900	165	44.650	204	30.038	208	256	33	1:34.251	20.913	168	43.926	206	29.412	210	268
16	1:36.122	20.843	164	45.049	203	30.230	208	266	34	1:34.970	20.602	166	44.583	204	29.785	214	269
17	1:35.744	20.836	164	44.773	205	30.135	206	256	35	1:34.438	20.553	166	44.366	203	29.519	211	270
18	1:38.793	20.680	165	44.428	205			257	36	1:34.864	20.690	167	44.519	204	29.655	210	258

53 Jamie Green , Hoffmann Group Audi RS 5 DTM / GBR

theoretical besttime: 1:34.049

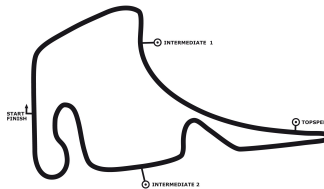
Lap	Time	S1	V1	S2	V2	S3	V3	Vmax	Lap	Time	S1	V1	S2	V2	S3	V3	Vmax
1	1:45.014	29.067	166	45.348	204	30.599	204	261	19	1:40.852	21.253	163	45.108	201			258
2	1:35.667	20.854	167	45.252	201	29.561	213	267	20	2:01.549	46.414	155	45.420	202	29.715	216	253
3	1:34.839	20.647	166	44.650	203	29.542	209	267	21	1:34.428	20.726	165	44.147	205	29.555	208	256
4	1:38.696	20.462	165	47.187	192	31.047	196	266	22	1:34.140	20.528	166	44.115	206	29.497	210	255
5	1:37.852	22.321	164	45.289	201	30.242	205	269	23	1:34.481	20.556	167	44.090	206	29.835	208	255
6	1:39.459	21.047	163	44.626	202			257	24	1:35.020	20.677	166	44.379	203	29.964	208	255
7	1:48.661	33.819	165	44.732	202	30.110	207	258	25	1:35.137	20.744	166	44.398	203	29.995	209	257
8	1:36.003	21.070	164	44.765	202	30.168	205	254	26	1:35.306	20.782	166	44.438	204	30.086	208	256
9	1:36.096	21.072	163	44.780	203	30.244	208	256	27	1:35.145	20.824	166	44.432	204	29.889	208	255
10	1:36.230	21.185	163	44.770	202	30.275	208	256	28	1:35.027	20.798	166	44.408	204	29.821	206	258
11	1:35.887	20.886	164	44.812	203	30.189	208	257	29	1:35.070	20.752	165	44.386	204	29.932	208	257
12	1:37.199	21.996	163	44.811	202	30.392	207	258	30	1:34.949	20.743	165	44.445	204	29.761	207	257
13	1:36.581	21.140	163	44.882	201	30.559	201	256	31	1:35.112	20.748	166	44.499	205	29.865	205	258
14	1:37.247	21.237	163	45.479	201	30.531	213	252	32	1:35.314	20.902	165	44.487	204	29.925	207	257
15	1:36.560	21.261	163	44.817	205	30.482	206	256	33	1:35.382	20.958	166	44.405	205	30.019	212	258
16	1:37.478	21.407	163	45.512	203	30.559	207	255	34	1:35.161	20.751	166	44.533	205	29.877	212	259
17	1:37.234	21.414	161	45.228	203	30.592	206	257	35	1:35.444	20.874	166	44.546	204	30.024	211	258
18	1:36.752	21.132	164	44.971	201	30.649	200	260	36	1:35.570	20.875	165	44.506	204	30.189	210	258

DTM Hockenheim I

Hockenheimring, length 4574 m

05. - 07.05.2017

DTM



DMSB-Reg.No.: 122/17

Lap Analysis race 1, 06.05.2017

63 Maro Engel , Mercedes-AMG C 63 DTM SILBERPFEIL Energy / DEU									theoretical besttime: 1:33.955								
Lap	Time	S1	V1	S2	V2	S3	V3	Vmax	Lap	Time	S1	V1	S2	V2	S3	V3	Vmax
1	1:44.679	28.739	166	45.549	201	30.391	208	255	19	2:02.432	46.834	160	45.789	200	29.809	210	248
2	1:35.602	20.913	167	45.308	201	29.381	216	264	20	1:34.741	20.737	168	44.458	203	29.546	208	251
3	1:34.758	20.637	167	44.669	203	29.452	205	264	21	1:34.228	20.444	167	44.375	201	29.409	210	252
4	1:43.830	20.614	167	52.394	190	30.822	198	255	22	1:34.083	20.458	167	44.130	204	29.495	209	252
5	1:35.944	21.024	166	44.944	199	29.976	206	252	23	1:34.708	20.604	167	44.396	203	29.708	204	252
6	1:36.335	21.351	165	44.953	200	30.031	202	252	24	1:35.213	20.821	165	44.561	202	29.831	206	251
7	1:36.356	21.005	164	45.199	198	30.152	212	250	25	1:35.159	20.687	166	44.616	201	29.856	206	251
8	1:38.334	21.200	164	46.710	191	30.424	208	251	26	1:35.047	20.791	166	44.610	202	29.646	210	251
9	1:36.535	21.161	163	45.177	199	30.197	206	250	27	1:34.953	20.757	165	44.516	203	29.680	209	251
10	1:36.458	21.051	164	45.036	199	30.371	211	251	28	1:35.221	20.724	166	44.782	203	29.715	211	252
11	1:36.362	21.051	164	45.126	199	30.185	206	252	29	1:34.793	20.688	165	44.500	203	29.605	208	252
12	1:36.537	21.212	164	45.119	199	30.206	204	252	30	1:35.119	20.764	165	44.700	202	29.655	210	253
13	1:36.360	21.019	164	45.216	198	30.125	207	249	31	1:35.052	20.804	164	44.642	202	29.606	212	253
14	1:36.741	21.162	164	45.255	198	30.324	209	248	32	1:35.037	20.762	162	44.679	202	29.596	210	252
15	1:37.242	21.292	164	45.565	200	30.385	205	248	33	1:35.189	20.719	166	44.711	202	29.759	206	254
16	1:37.147	21.277	164	45.485	199	30.385	206	250	34	1:35.404	21.012	166	44.705	202	29.687	212	254
17	1:37.316	21.292	163	45.364	198	30.660	203	250	35	1:35.209	20.718	166	44.720	202	29.771	208	253
18	1:41.788	21.546	162	45.474	199			252	36	1:35.211	20.841	166	44.699	202	29.671	208	254

77 Loic Duval , Castrol EDGE Audi RS 5 DTM / FRA									theoretical besttime: 1:33.951								
Lap	Time	S1	V1	S2	V2	S3	V3	Vmax	Lap	Time	S1	V1	S2	V2	S3	V3	Vmax
1	1:46.447	30.644	160	45.513	203	30.290	205	251	19	1:35.364	20.787	165	44.711	201	29.866	206	255
2	1:36.102	20.990	168	44.904	200	30.208	213	258	20	1:35.797	20.963	164	44.931	201	29.903	208	255
3	1:35.511	20.845	165	44.910	203	29.756	208	260	21	1:35.702	20.883	165	44.912	200	29.907	208	255
4	1:36.312	20.770	163	44.721	204	30.821	208	256	22	1:35.126	20.688	165	44.762	203	29.676	203	256
5	1:34.782	20.753	166	44.243	203	29.786	208	266	23	1:35.467	20.916	165	44.754	202	29.797	210	257
6	1:34.839	20.731	163	44.375	203	29.733	206	256	24	1:35.294	20.917	165	44.620	203	29.757	209	252
7	1:34.692	20.541	164	44.511	201	29.640	205	255	25	1:36.053	20.829	166	45.047	201	30.177	206	255
8	1:35.261	20.777	164	44.698	201	29.786	204	255	26	1:40.405	21.119	166	44.789	202			254
9	1:36.218	20.829	164	45.320	200	30.069	210	253	27	2:06.181	50.479	144	45.927	202	29.775	214	250
10	1:35.371	20.806	164	44.656	201	29.909	207	255	28	1:34.082	20.633	166	44.181	204	29.268	213	254
11	1:35.283	20.791	164	44.594	201	29.898	204	255	29	1:34.332	20.749	167	44.197	203	29.386	210	267
12	1:35.374	20.954	166	44.542	201	29.878	206	256	30	1:34.307	20.610	167	44.235	203	29.462	211	255
13	1:35.901	20.859	167	45.185	201	29.857	205	255	31	1:34.371	20.569	166	44.379	204	29.423	210	255
14	1:35.698	20.975	165	44.661	199	30.062	205	252	32	1:34.164	20.557	165	44.142	204	29.465	209	255
15	1:35.687	20.877	163	44.800	203	30.010	209	252	33	1:35.012	20.734	166	44.632	203	29.646	207	257
16	1:35.743	21.155	164	44.730	205	29.858	207	253	34	1:35.313	20.746	167	44.414	203	30.153	210	257
17	1:35.910	20.886	164	44.989	202	30.035	216	254	35	1:35.282	21.197	168	44.373	204	29.712	211	266
18	1:35.819	20.960	164	44.983	202	29.876	207	255	36	1:34.739	20.740	167	44.498	204	29.501	212	255

99 Mike Rockenfeller , Schaeffler Audi RS 5 DTM / DEU									theoretical besttime: 1:33.194								
Lap	Time	S1	V1	S2	V2	S3	V3	Vmax	Lap	Time	S1	V1	S2	V2	S3	V3	Vmax
1	1:45.596	29.582	165	45.559	203	30.455	207	256	19	1:34.330	20.419	166	44.403	203	29.508	208	255
2	1:36.013	21.033	167	45.028	201	29.952	206	256	20	1:34.489	20.591	165	44.514	204	29.384	211	256
3	1:35.071	20.511	165	45.075	204	29.485	217	264	21	1:34.415	20.458	165	44.596	205	29.361	210	254
4	1:34.352	20.483	166	44.546	203	29.323	215	257	22	1:34.190	20.434	166	44.464	204	29.292	210	254
5	1:34.313	20.502	165	44.511	203	29.300	214	256	23	1:34.185	20.492	166	44.335	205	29.358	212	255
6	1:34.009	20.372	166	44.485	203	29.152	206	258	24	1:35.486	20.677	165	45.115	204	29.694	207	254
7	1:34.139	20.402	165	44.338	204	29.399	206	257	25	1:34.726	20.781	166	44.267	203	29.678	211	266
8	1:34.620	20.532	165	44.470	203	29.618	210	257	26	1:34.747	20.620	166	44.504	206	29.623	213	256
9	1:38.497	20.588	164	44.271	203			266	27	1:34.422	20.609	166	44.112	205	29.701	206	264
10	2:04.185	48.436	154	46.145	201	29.604	208	253	28	1:34.692	20.633	165	44.531	203	29.528	211	255
11	1:34.265	20.632	167	44.272	203	29.361	202	254	29	1:34.548	20.622	165	44.504	204	29.422	212	257
12	1:33.311	20.286	167	44.061	204	28.964	214	253	30	1:34.769	20.583	165	44.615	202	29.571	216	257
13	1:33.724	20.468	166	44.175	204	29.081	213	252	31	1:34.824	20.717	166	44.539	204	29.568	210	255
14	1:33.618	20.437	166	44.080	206	29.101	209	252	32	1:34.762	20.612	166	44.536	204	29.614	209	257
15	1:33.494	20.577	166	43.944	206	28.973	216	262	33	1:34.717	20.576	167	44.522	204	29.619	212	255
16	1:33.799	20.391	165	44.395	206	29.013	214	253	34	1:34.779	20.588	165	44.402	205	29.789	208	258
17	1:33.880	20.380	166	44.348	206	29.152	210	254	35	1:35.576	20.724	166	44.448	204	30.404	214	267
18	1:34.537	20.645	165	44.619	204	29.273	209	256	36	1:35.869	20.643	164	45.528	198	29.698	207	258