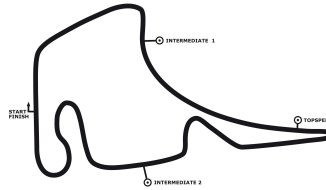


DTM Hockenheim I

Hockenheimring, length 4574 m

05. - 07.05.2017

DTM



DMSB-Reg.No.: 122/17

Lap Analysis race 2, 07.05.2017

2 Gary Paffett , Mercedes-AMG C 63 DTM Mercedes me / GBR									theoretical besttime: 1:33.678								
Lap	Time	S1	V1	S2	V2	S3	V3	Vmax	Lap	Time	S1	V1	S2	V2	S3	V3	Vmax
1	1:49.286	28.236	164	45.979	201	35.071	188	254	17	1:42.841	24.147	150	45.622	203	33.072	201	257
2	2:13.245	25.571	130	1:03.269	138	44.405	125	163	18	1:55.158	25.236	144	48.720	192			254
3	2:26.985	28.275	98	1:03.350	115	55.360	163	189	19	2:14.200	48.909	158	49.275	183	36.016	196	254
4	1:43.781	24.161	165	48.804	193	30.816	207	247	20	1:50.249	24.848	160	49.171	187	36.230	195	255
5	1:36.490	21.200	167	44.770	203	30.520	210	261	21	1:50.053	24.994	160	49.394	185	35.665	200	255
6	1:34.626	21.154	169	44.167	203	29.305	208	264	22	1:49.909	24.935	161	49.718	187	35.256	201	256
7	1:33.678	20.626	167	43.966	203	29.086	214	262	23	1:48.968	24.853	160	49.300	188	34.815	199	251
8	1:34.146	20.633	167	44.251	204	29.262	202	255	24	1:49.734	25.115	152	49.837	187	34.782	201	251
9	1:34.880	20.824	166	44.338	204	29.718	209	257	25	1:49.521	24.928	154	49.995	186	34.598	200	248
10	1:34.891	20.892	167	44.387	204	29.612	211	258	26	1:49.837	24.969	154	49.869	186	34.999	196	251
11	1:35.553	21.237	165	44.750	203	29.566	209	258	27	1:49.506	24.679	154	50.064	186	34.763	199	249
12	1:35.550	21.244	167	44.634	203	29.672	210	257	28	1:49.294	24.856	149	49.819	186	34.619	198	251
13	1:35.834	20.917	166	44.944	201	29.973	216	260	29	1:48.922	24.902	153	49.670	187	34.350	205	251
14	1:36.854	21.820	167	45.006	201	30.028	205	260	30	1:48.972	24.943	153	49.529	188	34.500	197	252
15	1:37.715	22.812	161	45.155	200	29.748	213	263	31	1:49.022	24.901	157	49.461	188	34.660	202	254
16	1:38.537	23.159	166	45.045	201	30.333	206	257	32	1:49.963	24.730	159	49.896	188	35.337	191	252

3 Paul Di Resta , Mercedes-AMG C 63 DTM / GBR									theoretical besttime: 1:34.377								
Lap	Time	S1	V1	S2	V2	S3	V3	Vmax	Lap	Time	S1	V1	S2	V2	S3	V3	Vmax
1	1:53.774	29.052	163	46.399	199	38.323	163	263	17	1:42.604	24.378	153	45.777	202	32.449	201	258
2	2:12.855	23.813	164	1:03.664	119	45.378	160	182	18	1:55.626	25.260	152	48.649	191			258
3	2:23.169	27.337	88	1:03.542	98	52.290	173	162	19	2:27.677	1:01.035	148	50.358	187	36.284	197	255
4	1:41.951	24.192	154	47.150	197	30.609	209	254	20	1:51.001	24.931	160	50.219	187	35.851	197	256
5	1:35.590	20.873	168	44.892	202	29.825	210	261	21	1:50.345	24.875	160	49.930	186	35.540	198	255
6	1:34.827	20.553	168	44.714	199	29.560	210	262	22	1:50.350	24.995	160	49.606	188	35.749	198	254
7	1:34.491	20.541	168	44.431	201	29.519	210	261	23	1:50.244	25.113	157	49.404	187	35.727	199	254
8	1:34.618	20.581	168	44.401	203	29.636	209	261	24	1:49.456	24.678	161	49.391	185	35.387	197	254
9	1:35.315	20.673	169	44.317	203	30.325	209	262	25	1:49.643	24.679	162	49.529	187	35.435	198	254
10	1:34.910	20.793	168	44.426	202	29.691	209	263	26	1:49.734	24.807	161	49.510	187	35.417	199	254
11	1:35.060	20.695	167	44.594	201	29.771	210	260	27	1:49.504	24.620	162	49.467	182	35.417	199	255
12	1:35.033	20.878	168	44.323	203	29.832	210	262	28	1:49.660	24.800	160	49.475	185	35.385	199	253
13	1:36.653	21.290	166	44.824	199	30.539	208	261	29	1:50.664	24.723	162	50.149	183	35.792	199	255
14	1:36.181	21.309	166	44.840	200	30.032	207	260	30	1:50.371	24.996	159	49.497	185	35.878	194	254
15	1:36.510	21.505	163	45.008	199	29.997	209	264	31	1:50.733	25.105	160	49.957	187	35.671	199	258
16	1:40.230	24.144	163	45.589	199	30.497	206	267	32	1:51.911	24.969	158	50.516	173	36.426	189	254

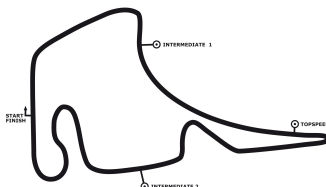
5 Mattias Ekström , Red Bull Audi RS 5 DTM / SWE									theoretical besttime: 1:33.881								
Lap	Time	S1	V1	S2	V2	S3	V3	Vmax	Lap	Time	S1	V1	S2	V2	S3	V3	Vmax
1	1:52.725	28.797	159	46.503	194	37.425	172	260	17	1:48.275	25.433	136	47.484	194	35.358	192	258
2	2:12.556	24.233	153	1:03.325	128	44.998	166	176	18	2:01.471	26.790	132	51.431	179			254
3	2:24.336	27.816	96	1:03.421	117	53.099	172	180	19	2:18.000	50.096	140	50.995	181	36.909	197	251
4	1:38.219	23.021	165	45.359	200	29.839	206	260	20	1:52.729	25.695	147	50.642	183	36.392	192	252
5	1:35.034	20.800	167	44.681	201	29.553	204	259	21	1:52.068	25.469	151	50.451	183	36.148	192	253
6	1:34.147	20.583	166	44.078	203	29.486	221	270	22	1:52.646	25.350	154	50.563	179	36.733	198	255
7	1:34.930	20.709	169	44.405	203	29.816	212	272	23	1:51.858	25.257	154	50.537	178	36.064	197	252
8	1:34.659	20.827	168	44.269	202	29.563	211	262	24	1:51.919	25.043	154	50.518	181	36.358	195	254
9	1:34.163	20.865	170	43.856	203	29.442	218	271	25	1:51.900	25.243	149	50.548	181	36.109	198	254
10	1:35.009	20.647	166	44.711	202	29.651	212	270	26	1:50.524	24.869	157	49.988	181	35.667	199	253
11	1:35.252	20.886	167	44.614	200	29.752	212	267	27	1:50.508	24.933	157	49.984	184	35.591	199	254
12	1:35.659	21.051	167	44.659	202	29.949	206	258	28	1:51.201	25.228	152	50.145	183	35.828	199	255
13	1:36.207	21.034	167	45.371	198	29.802	213	258	29	1:50.937	25.003	156	50.068	183	35.866	198	255
14	1:35.504	21.084	166	44.831	200	29.589	212	258	30	1:51.229	25.076	155	50.301	180	35.852	191	255
15	1:40.487	21.431	167	45.383	199			260	31	1:51.796	25.191	154	50.476	183	36.129	197	255
16	2:08.509	49.950	129	47.366	196	31.193	209	251	32	1:51.751	25.225	154	50.307	181	36.219	196	257

DTM Hockenheim I

Hockenheimring, length 4574 m

05. - 07.05.2017

DTM



DMSB-Reg.No.: 122/17

Lap Analysis race 2, 07.05.2017

7 Bruno Spengler , BMW M4 DTM / CAN

theoretical besttime: 1:34.008

Lap	Time	S1	V1	S2	V2	S3	V3	Vmax	Lap	Time	S1	V1	S2	V2	S3	V3	Vmax
1	1:50.103	28.682	158	45.870	201	35.551	183	258	17	1:45.715	24.614	143	46.024	199	35.077	197	258
2	2:13.363	25.457	133	1:03.315	131	44.591	121	170	18	1:59.942	27.093	140	50.188	185			262
3	2:25.981	28.139	105	1:03.323	118	54.519	171	166	19	2:16.652	48.989	152	51.007	184	36.656	200	254
4	1:37.441	22.638	162	45.102	201	29.701	214	258	20	1:52.526	25.502	152	50.797	185	36.227	200	255
5	1:34.759	20.729	168	44.389	203	29.641	215	265	21	1:52.467	25.603	153	50.821	184	36.043	196	254
6	1:34.466	20.686	168	44.167	203	29.613	208	267	22	1:51.785	25.397	155	50.364	184	36.024	199	254
7	1:35.505	20.724	168	45.054	201	29.727	209	258	23	1:51.811	25.209	154	50.628	184	35.974	194	254
8	1:34.621	20.709	168	44.170	203	29.742	210	266	24	1:51.694	25.222	155	50.365	185	36.107	194	254
9	1:35.505	21.013	167	44.541	202	29.951	210	268	25	1:50.606	25.006	158	49.950	186	35.650	195	254
10	1:35.086	20.861	167	44.296	202	29.929	213	267	26	1:50.906	24.929	160	50.089	184	35.888	197	254
11	1:36.400	21.005	167	45.017	201	30.378	210	258	27	1:50.803	24.963	159	50.165	184	35.675	201	255
12	1:37.150	21.407	168	45.063	199	30.680	207	270	28	1:50.791	25.019	153	50.023	186	35.749	203	255
13	1:40.135	21.104	167	44.823	198			268	29	1:52.027	25.118	151	50.894	185	36.015	200	255
14	2:05.833	49.164	146	46.623	198	30.046	215	252	30	1:51.812	25.147	157	50.702	188	35.963	201	255
15	1:35.654	21.996	164	44.503	203	29.155	211	260	31	1:51.310	25.403	151	50.211	189	35.696	199	255
16	1:38.062	23.215	149	45.358	203	29.489	208	258	32	1:50.891	25.040	156	50.148	185	35.703	198	255

11 Marco Wittmann , BMW M4 DTM / DEU

theoretical besttime: 1:34.277

Lap	Time	S1	V1	S2	V2	S3	V3	Vmax	Lap	Time	S1	V1	S2	V2	S3	V3	Vmax
1	1:54.417	29.859	165	45.890	197	38.668	162	262	17	1:42.716	24.274	144	46.093	201	32.349	203	256
2	2:12.955	24.017	164	1:03.657	119	45.281	158	159	18	1:55.460	25.106	148	48.700	190			256
3	2:22.491	27.162	91	1:03.712	120	51.617	177	178	19	2:14.254	48.070	153	49.869	185	36.315	198	255
4	1:39.097	23.485	160	45.568	199	30.044	209	256	20	1:51.050	25.072	159	49.967	185	36.011	199	256
5	1:35.611	21.026	166	44.822	201	29.763	206	257	21	1:50.308	24.895	161	49.580	184	35.833	201	256
6	1:34.494	20.731	167	44.264	203	29.499	208	259	22	1:51.547	25.021	159	50.465	186	36.061	200	254
7	1:35.443	20.736	167	44.968	201	29.739	209	258	23	1:50.528	25.041	162	49.812	183	35.675	199	255
8	1:34.469	20.666	166	44.112	201	29.691	208	266	24	1:50.267	24.781	163	49.931	186	35.555	196	254
9	1:35.756	20.752	168	45.141	201	29.863	204	260	25	1:49.876	24.822	163	49.722	185	35.332	200	254
10	1:35.005	20.870	167	44.533	201	29.602	211	259	26	1:49.581	24.698	163	49.657	187	35.226	196	254
11	1:35.493	20.898	166	44.761	200	29.834	206	259	27	1:49.020	24.541	164	49.288	188	35.191	199	255
12	1:36.072	21.063	166	44.682	201	30.327	212	259	28	1:49.059	24.552	163	49.301	188	35.206	201	254
13	1:36.667	21.177	166	44.917	196	30.573	203	268	29	1:48.609	24.598	164	49.010	188	35.001	200	255
14	1:36.051	21.111	167	44.803	199	30.137	204	267	30	1:48.981	24.600	164	49.125	187	35.256	202	256
15	1:36.457	21.644	164	44.743	200	30.070	212	267	31	1:49.333	24.650	164	49.478	187	35.205	201	256
16	1:39.933	24.062	154	45.551	200	30.320	206	257	32	1:50.455	24.715	159	49.950	184	35.790	201	255

15 Augusto Farfus , BMW M4 DTM / BRA

theoretical besttime: 1:36.158

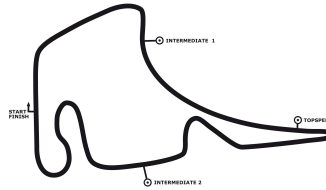
Lap	Time	S1	V1	S2	V2	S3	V3	Vmax	Lap	Time	S1	V1	S2	V2	S3	V3	Vmax
1	1:58.930	30.336	166	46.596	198	41.998	131	259	7	1:37.181	21.099	167	45.477	198	30.605	210	258
2	2:13.315	23.907	166	1:03.183	108	46.225	125	147	8	1:36.488	21.210	167	45.017	199	30.261	206	258
3	2:18.130	26.282	109	1:03.578	108	48.270	186	164	9	1:36.523	21.152	167	44.831	198	30.540	210	259
4	1:42.658	24.332	145	47.481	195	30.845	204	258	10	1:36.765	21.173	167	45.094	198	30.498	202	257
5	1:36.518	21.182	167	44.843	198	30.493	208	265	11	1:36.689	21.270	167	45.067	198	30.352	212	255
6	1:36.869	21.197	167	45.444	199	30.228	210	258	12	1:42.611	21.355	166	45.070	199			257

DTM Hockenheim I

Hockenheimring, length 4574 m

05. - 07.05.2017

DTM



DMSB-Reg.No.: 122/17

Lap Analysis race 2, 07.05.2017

16 Timo Glock , BMW M4 DTM / DEU

theoretical besttime: 1:34.157

Lap	Time	S1	V1	S2	V2	S3	V3	Vmax	Lap	Time	S1	V1	S2	V2	S3	V3	Vmax
1	1:44.931	25.557	166	44.778	201	34.596	174	255	17	1:46.134	25.336	145	46.380	197	34.418	199	254
2	2:14.401	27.171	114	1:02.793	131	44.437	135	174	18	1:55.376	26.751	144	49.790	186	38.835	194	258
3	2:30.015	28.842	117	1:02.451	140	58.722	152	192	19	2:03.120	26.845	138	52.633	177			255
4	1:37.951	22.968	159	45.231	200	29.752	215	260	20	2:17.764	50.444	154	51.054	185	36.266	201	255
5	1:34.867	20.749	166	44.583	201	29.535	205	260	21	1:50.919	24.996	160	50.049	185	35.874	194	255
6	1:34.426	20.612	168	44.272	203	29.542	213	270	22	1:50.178	25.043	156	49.623	186	35.512	204	255
7	1:34.168	20.623	167	44.117	204	29.428	209	267	23	1:50.428	24.737	161	49.832	185	35.859	194	255
8	1:34.580	20.766	165	44.290	202	29.524	215	258	24	1:50.763	24.969	153	49.738	186	36.056	198	255
9	1:34.723	20.849	166	44.284	203	29.590	208	258	25	1:50.229	25.485	156	49.356	185	35.388	199	258
10	1:35.415	20.836	166	44.858	202	29.721	207	259	26	1:49.653	24.738	163	49.860	187	35.055	202	254
11	1:36.690	20.862	166	45.481	198	30.347	208	257	27	1:49.267	24.722	164	49.241	188	35.304	199	256
12	1:37.630	21.686	167	45.548	199	30.396	206	257	28	1:50.338	25.013	161	49.586	187	35.739	203	257
13	1:37.338	20.994	166	46.089	198	30.255	211	258	29	1:50.812	25.341	159	49.615	186	35.856	203	258
14	1:36.204	21.103	164	45.038	196	30.063	204	258	30	1:50.572	25.585	155	49.778	188	35.209	197	252
15	1:39.966	21.532	163	44.620	201			258	31	1:50.232	24.883	156	49.957	188	35.392	198	254
16	2:08.580	50.657	125	47.702	198	30.221	208	251	32	1:51.844	25.072	159	50.380	177	36.392	175	255

22 Lucas Auer , Mercedes-AMG C 63 DTM BWT / AUT

theoretical besttime: 1:33.623

Lap	Time	S1	V1	S2	V2	S3	V3	Vmax	Lap	Time	S1	V1	S2	V2	S3	V3	Vmax
1	1:48.573	28.452	164	45.193	202	34.928	185	254	17	1:40.132	23.192	151	45.198	201	31.742	206	255
2	2:13.517	25.762	113	1:03.233	144	44.522	128	195	18	1:50.323	24.683	140	48.450	190	37.190	194	254
3	2:27.260	28.260	94	1:03.029	108	55.971	160	204	19	1:57.899	26.568	139	52.566	184	38.765	197	254
4	1:36.571	22.186	162	45.064	201	29.321	207	254	20	2:03.872	26.899	129	53.135	177			253
5	1:34.833	20.684	166	44.846	201	29.303	207	255	21	2:15.822	48.094	159	51.692	187	36.036	199	254
6	1:34.039	20.553	169	44.181	203	29.305	208	257	22	1:50.974	24.726	161	50.304	187	35.944	204	254
7	1:33.793	20.525	169	44.137	204	29.131	209	255	23	1:51.358	24.948	157	50.208	187	36.202	202	254
8	1:33.737	20.450	170	44.042	203	29.245	210	256	24	1:50.733	24.857	159	50.033	187	35.843	199	252
9	1:34.045	20.715	169	44.058	203	29.272	210	255	25	1:50.393	24.754	161	49.929	186	35.710	197	252
10	1:35.094	20.937	168	44.568	202	29.589	209	256	26	1:50.831	24.830	159	50.266	188	35.735	201	252
11	1:35.086	20.759	169	44.602	201	29.725	211	255	27	1:49.623	24.726	163	49.462	185	35.435	201	252
12	1:35.367	20.901	169	44.539	201	29.927	211	255	28	1:49.858	24.853	160	49.565	186	35.440	197	251
13	1:36.667	20.931	169	45.567	198	30.169	204	255	29	1:49.835	24.749	159	49.581	187	35.505	200	252
14	1:35.692	21.177	169	44.946	200	29.569	206	255	30	1:50.297	24.956	158	49.729	188	35.612	201	252
15	1:35.901	21.359	168	44.775	201	29.767	210	256	31	1:50.621	24.812	157	50.270	186	35.539	197	252
16	1:37.432	22.509	166	44.922	201	30.001	211	256	32	1:50.071	24.895	158	49.580	186	35.596	199	252

31 Tom Blomqvist , BMW M4 DTM / GBR

theoretical besttime: 1:35.031

Lap	Time	S1	V1	S2	V2	S3	V3	Vmax	Lap	Time	S1	V1	S2	V2	S3	V3	Vmax
1	2:01.454	30.003	156	47.551	195	43.900	137	264	17	1:49.332	25.278	141	47.373	192	36.681	193	257
2	2:11.902	24.527	164	1:01.593	99	45.782	122	159	18	2:04.532	26.909	124	52.978	177			255
3	2:17.214	25.996	109	1:03.464	110	47.754	179	159	19	2:20.515	52.009	133	51.431	182	37.075	197	254
4	1:43.385	24.313	143	47.555	192	31.517	205	261	20	1:51.663	25.171	152	50.273	186	36.219	199	257
5	1:36.628	21.379	165	44.736	201	30.513	208	259	21	1:51.535	25.239	149	50.096	184	36.200	198	256
6	1:36.392	21.228	167	44.836	200	30.328	213	267	22	1:52.343	25.303	148	50.524	185	36.516	199	255
7	1:36.237	21.047	167	44.558	199	30.632	211	268	23	1:51.827	25.220	149	50.645	183	35.962	203	256
8	1:36.287	21.234	166	44.800	199	30.253	209	257	24	1:50.491	24.865	153	50.069	183	35.557	197	253
9	1:40.519	21.212	167	44.932	201			257	25	1:50.342	24.941	152	49.913	186	35.488	203	253
10	2:11.330	52.987	142	47.254	194	31.089	206	252	26	1:50.487	24.907	151	49.991	184	35.589	197	253
11	1:39.916	23.575	155	45.969	197	30.372	202	254	27	1:51.238	24.956	151	50.137	184	36.145	197	253
12	1:39.028	21.430	164	47.312	198	30.286	211	257	28	1:50.576	25.045	149	50.022	183	35.509	198	253
13	1:35.992	20.970	169	45.168	196	29.854	210	258	29	1:50.661	25.051	147	49.958	185	35.652	195	253
14	1:35.285	21.224	170	44.557	201	29.504	204	258	30	1:50.754	25.035	153	50.176	186	35.543	196	254
15	1:38.791	23.717	153	45.295	199	29.779	207	257	31	1:50.904	25.013	147	50.018	185	35.873	197	254
16	1:40.221	23.908	141	45.692	201	30.621	208	257	32	1:53.717	25.482	141	50.860	178	37.375	192	255

33 René Rast , AUTO BILD MOTORSPORT Audi RS 5DTM / DEU

theoretical besttime: 1:53.243

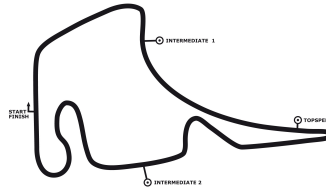
Lap	Time	S1	V1	S2	V2	S3	V3	Vmax	Lap	Time	S1	V1	S2	V2	S3	V3	Vmax
1	1:58.119	28.973	149	47.788	197	41.358	120	254	3	2:18.898	26.301	97	1:03.677	114	48.920	180	156
2	2:13.258	24.097	168	1:03.032	118	46.129	125	140	4	2:27.194	30.697	71	1:03.800	131			154

DTM Hockenheim I

Hockenheimring, length 4574 m

05. - 07.05.2017

DTM



DMSB-Reg.No.: 122/17

Lap Analysis race 2, 07.05.2017

36 Maxime Martin , BMW M4 DTM / BEL

theoretical besttime: 1:46.703

Lap	Time	S1	V1	S2	V2	S3	V3	Vmax	Lap	Time	S1	V1	S2	V2	S3	V3	Vmax
1	1:50.990	29.574	167	45.156	201	36.260	178	263	3	2:25.292	27.797	109	1:03.560	96	53.935	167	168
2	2:13.384	25.287	154	1:03.171	137	44.926	167	190									

48 Edoardo Mortara , Mercedes-AMG C 63 DTM BWT / ITA

theoretical besttime: 1:33.683

Lap	Time	S1	V1	S2	V2	S3	V3	Vmax	Lap	Time	S1	V1	S2	V2	S3	V3	Vmax
1	1:57.436	29.431	159	47.121	196	40.884	131	253	17	2:25.990	53.491	117	50.923	187			248
2	2:12.948	23.434	162	1:03.718	106	45.796	130	137	18	2:37.998	1:11.307	151	49.976	182	36.715	192	253
3	2:19.775	26.549	87	1:03.437	108	49.789	179	147	19	1:52.984	25.299	147	51.119	182	36.566	200	252
4	1:39.618	23.550	156	46.250	198	29.818	208	257	20	1:51.774	25.132	148	50.646	183	35.996	194	251
5	1:35.464	20.938	167	44.920	201	29.606	211	263	21	1:52.574	25.230	149	51.070	180	36.274	197	251
6	1:34.481	20.635	168	44.513	201	29.333	204	258	22	1:52.544	25.262	145	50.854	179	36.428	194	249
7	1:33.867	20.581	169	43.966	203	29.320	210	267	23	1:53.468	25.255	145	51.579	180	36.634	194	249
8	1:33.900	20.538	168	44.183	203	29.179	212	256	24	1:52.677	25.447	148	51.057	181	36.173	194	250
9	1:34.608	20.689	169	44.355	204	29.564	210	260	25	1:51.708	25.213	151	50.659	182	35.836	193	250
10	1:35.035	20.864	167	44.345	203	29.826	206	269	26	1:51.230	25.089	153	50.385	183	35.756	196	249
11	1:35.208	20.897	168	44.243	202	30.068	207	265	27	1:53.060	24.982	151	50.294	183	37.784	191	249
12	1:35.854	21.685	169	44.499	202	29.670	214	261	28	1:52.473	25.438	143	50.810	178	36.225	194	249
13	1:35.551	20.868	168	44.995	199	29.688	206	256	29	1:52.210	25.349	144	50.872	180	35.989	194	251
14	1:35.311	20.857	168	44.836	201	29.618	210	257	30	1:56.888	25.382	147	54.326	176	37.180	194	249
15	1:35.162	21.162	167	44.491	202	29.509	208	269	31	1:52.744	25.576	149	50.932	181	36.236	193	250
16	2:01.865	42.016	149	45.898	201			254									

51 Nico Müller , Playboy Audi RS 5 DTM / CHE

theoretical besttime: 1:34.446

Lap	Time	S1	V1	S2	V2	S3	V3	Vmax	Lap	Time	S1	V1	S2	V2	S3	V3	Vmax
1	1:59.844	30.823	158	46.436	195	42.585	141	262	17	1:43.050	24.141	150	45.929	199	32.980	197	260
2	2:15.370	25.049	150	1:02.240	100			152	18	1:59.208	25.604	147	49.793	178			256
3	2:15.550	49.441	153	46.396	197	39.713	184	252	19	2:16.903	50.870	152	50.094	183	35.939	199	257
4	1:40.619	24.104	159	45.984	196	30.531	210	263	20	1:52.276	25.093	154	51.261	184	35.922	196	257
5	1:35.521	20.888	168	44.796	203	29.837	208	262	21	1:50.518	24.905	155	49.938	186	35.675	196	255
6	1:34.747	20.625	167	44.536	203	29.586	208	262	22	1:50.505	24.997	154	49.998	185	35.510	197	257
7	1:34.546	20.616	167	44.285	204	29.645	213	260	23	1:50.977	25.086	153	50.444	185	35.447	203	255
8	1:34.535	20.621	167	44.369	205	29.545	214	260	24	1:49.931	24.816	158	49.854	186	35.261	198	255
9	1:40.058	20.840	167	44.339	201	34.879	211	271	25	1:50.203	24.938	156	50.038	185	35.227	198	255
10	1:35.076	20.914	166	44.445	202	29.717	212	260	26	1:49.793	24.859	159	49.788	187	35.146	201	255
11	1:34.598	20.678	167	44.304	203	29.616	209	259	27	1:49.446	24.844	159	49.427	185	35.175	208	256
12	1:35.540	21.045	167	44.528	202	29.967	215	260	28	1:49.888	24.823	158	49.674	185	35.391	198	255
13	1:35.556	20.805	166	44.833	202	29.918	213	260	29	1:50.777	24.813	158	50.413	184	35.551	198	255
14	1:36.060	21.049	166	44.993	200	30.018	210	258	30	1:50.572	25.001	155	49.610	186	35.961	196	257
15	1:37.373	21.331	164	45.801	199	30.241	210	264	31	1:50.525	25.020	154	50.080	185	35.425	203	258
16	1:38.813	22.882	160	45.274	200	30.657	206	260	32	1:51.845	25.148	154	50.403	184	36.294	196	257

53 Jamie Green , Hoffmann Group Audi RS 5 DTM / GBR

theoretical besttime: 1:33.506

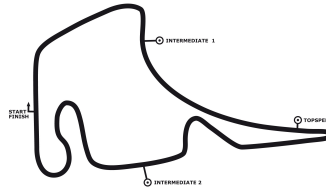
Lap	Time	S1	V1	S2	V2	S3	V3	Vmax	Lap	Time	S1	V1	S2	V2	S3	V3	Vmax
1	1:45.945	26.023	165	44.813	202	35.109	198	260	17	1:38.547	23.188	146	44.823	204	30.536	206	258
2	2:14.085	26.617	113	1:02.843	135	44.625	125	182	18	1:47.677	24.526	146	47.133	192	36.018	199	258
3	2:29.189	28.501	123	1:03.013	114	57.675	154	177	19	2:00.812	26.045	132	51.214	185			256
4	1:35.452	21.715	165	44.619	203	29.118	210	257	20	2:23.074	57.041	147	50.417	184	35.616	196	257
5	1:34.820	20.755	165	44.875	204	29.190	212	257	21	1:50.447	24.901	160	49.894	185	35.652	202	255
6	1:34.137	20.631	168	44.307	202	29.199	208	258	22	1:50.119	24.766	160	49.738	185	35.615	194	255
7	1:33.614	20.512	169	44.065	204	29.037	208	258	23	1:50.139	24.798	157	49.973	182	35.368	202	254
8	1:33.686	20.466	168	44.003	204	29.217	207	257	24	1:50.003	24.728	159	49.829	187	35.446	202	255
9	1:33.898	20.649	167	44.066	205	29.183	208	260	25	1:50.460	24.878	156	50.026	186	35.556	199	254
10	1:33.924	20.561	168	44.146	204	29.217	215	260	26	1:50.376	24.713	160	49.738	184	35.925	200	255
11	1:34.172	20.589	167	44.324	203	29.259	210	257	27	1:50.319	24.632	155	50.014	183	35.673	203	256
12	1:34.272	20.755	166	44.164	204	29.353	210	258	28	1:50.127	24.556	157	49.739	185	35.832	200	255
13	1:34.954	20.650	168	44.819	199	29.485	209	258	29	1:50.114	24.631	158	49.823	187	35.660	201	254
14	1:34.497	20.673	168	44.529	200	29.295	205	258	30	1:50.419	24.853	152	50.168	185	35.398	202	254
15	1:36.317	21.528	144	45.471	203	29.318	212	257	31	1:50.810	24.884	153	50.132	187	35.794	198	257
16	1:36.041	21.971	158	44.695	202	29.375	208	258	32	1:50.818	24.864	155	49.977	186	35.977	191	256

DTM Hockenheim I

Hockenheimring, length 4574 m

05. - 07.05.2017

DTM



DMSB-Reg.No.: 122/17

Lap Analysis race 2, 07.05.2017

63 Maro Engel , Mercedes-AMG C 63 DTM SILBERPFEIL Energy / DEU theoretical besttime: 1:34.097

Lap	Time	S1	V1	S2	V2	S3	V3	Vmax	Lap	Time	S1	V1	S2	V2	S3	V3	Vmax
1	1:55.464	29.156	159	46.900	194	39.408	155	260	17	1:42.723	24.006	149	45.569	202	33.148	192	257
2	2:13.153	23.636	162	1:04.026	124	45.491	155	184	18	1:58.249	25.497	154	49.401	183			265
3	2:21.461	26.939	87	1:03.510	114	51.012	179	157	19	2:37.312	1:10.591	147	50.850	181	35.871	198	252
4	1:40.170	23.798	164	46.408	196	29.964	208	257	20	1:52.578	24.939	156	51.718	182	35.921	193	254
5	1:35.397	20.960	167	44.759	201	29.678	207	266	21	1:51.458	25.055	158	50.407	184	35.996	199	253
6	1:34.578	20.783	168	44.340	204	29.455	203	266	22	1:51.930	25.346	153	50.635	184	35.949	189	251
7	1:34.572	20.651	169	44.284	203	29.637	209	258	23	1:52.102	25.457	152	50.533	183	36.112	200	251
8	1:34.546	20.807	167	43.991	204	29.748	209	266	24	1:57.440	25.146	156	50.678	185	41.616	201	251
9	1:36.887	20.809	167	45.166	197	30.912	206	269	25	1:51.269	25.273	155	50.085	186	35.911	192	251
10	1:34.627	20.862	168	44.134	203	29.631	208	266	26	1:52.648	25.178	154	51.453	183	36.017	194	250
11	1:35.283	20.867	167	44.483	202	29.933	212	259	27	1:51.108	25.140	153	50.282	186	35.686	200	251
12	1:36.061	20.917	167	45.203	201	29.941	210	251	28	1:51.746	25.185	150	50.475	183	36.086	194	251
13	1:36.626	21.063	168	45.012	199	30.551	210	259	29	1:51.465	25.039	153	50.329	184	36.097	197	251
14	1:36.824	21.481	167	44.941	201	30.402	205	258	30	1:52.556	25.433	147	51.127	181	35.996	198	255
15	1:39.875	22.967	152	46.547	196	30.361	210	254	31	1:53.481	25.379	151	51.574	178	36.528	196	251
16	1:39.147	23.302	160	45.424	201	30.421	211	258	32	1:52.645	25.520	151	50.735	183	36.390	200	253

77 Loic Duval , Castrol EDGE Audi RS 5 DTM / FRA theoretical besttime: 1:35.305

Lap	Time	S1	V1	S2	V2	S3	V3	Vmax	Lap	Time	S1	V1	S2	V2	S3	V3	Vmax
1	2:03.996	42.424	152	46.161	193			258	5	1:36.225	21.250	164	44.828	199	30.147	206	261
2	2:17.766	58.430	138	47.864	193	31.472	204	257	6	1:35.385	21.064	166	44.486	200	29.835	208	261
3	2:08.940	21.987	158	59.983	94	46.970	179	211	7	1:43.139	20.984	166	45.983	198			263
4	1:41.571	24.392	164	46.590	197	30.589	215	262									

99 Mike Rockenfeller , Schaeffler Audi RS 5 DTM / DEU theoretical besttime: 1:33.105

Lap	Time	S1	V1	S2	V2	S3	V3	Vmax	Lap	Time	S1	V1	S2	V2	S3	V3	Vmax
1	1:47.329	27.015	164	44.916	202	35.398	196	256	17	1:42.515	24.202	146	45.128	200	33.185	205	266
2	2:13.987	26.168	122	1:03.075	135	44.744	126	164	18	1:57.854	25.467	139	50.912	188			254
3	2:28.163	28.164	128	1:03.251	119	56.748	154	203	19	2:12.848	47.731	144	49.937	185	35.180	195	254
4	1:41.373	24.025	163	47.112	195	30.236	211	258	20	1:49.673	25.071	156	49.592	184	35.010	194	256
5	1:35.425	21.085	162	44.459	202	29.881	208	267	21	1:49.664	24.982	158	49.739	186	34.943	194	253
6	1:34.564	20.705	166	44.277	202	29.582	216	269	22	1:49.224	24.865	160	49.468	187	34.891	204	253
7	1:34.511	20.576	167	44.310	205	29.625	208	260	23	1:49.669	25.023	165	49.905	187	34.741	204	254
8	1:34.471	20.607	167	44.187	204	29.677	207	263	24	1:49.474	24.870	164	49.861	186	34.743	203	251
9	1:35.586	20.803	167	44.684	205	30.099	214	263	25	1:49.025	24.708	160	49.631	187	34.686	204	250
10	1:34.900	20.714	166	44.407	203	29.779	205	259	26	1:49.539	24.910	163	49.666	187	34.963	204	253
11	1:38.785	20.629	167	44.806	203			269	27	1:48.975	24.944	161	49.444	187	34.587	198	252
12	2:05.827	48.095	147	47.293	198	30.439	206	246	28	1:48.589	24.688	166	49.382	188	34.519	194	254
13	1:36.029	21.084	167	45.791	197	29.154	215	256	29	1:49.074	24.822	164	49.531	187	34.721	210	254
14	1:35.749	20.825	169	44.707	203	30.217	209	259	30	1:49.482	24.975	165	49.540	187	34.967	198	255
15	1:33.810	21.281	165	43.827	205	28.702	210	266	31	1:49.981	24.830	165	49.647	186	35.504	198	255
16	1:37.011	22.613	168	44.437	205	29.961	203	257	32	1:51.473	25.563	161	49.923	186	35.987	199	254