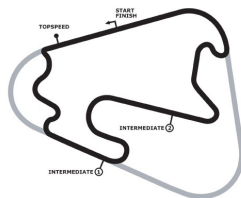


Motorsport Festival Lausitzring

Lausitzring, length 3478 m

19. - 21.05.2017

DTM



DMSB-Reg.No.: 140/2017

Lap Analysis free practice 2, 20.05.2017

2 Gary Paffett , Mercedes-AMG C 63 DTM Mercedes me / GBR										theoretical besttime: 1:17.121								
Lap	Time	S1	V1	S2	V2	S3	V3	Vmax		Lap	Time	S1	V1	S2	V2	S3	V3	Vmax
1	2:27.540		169	23.811	205	42.528	230			10	1:18.461	26.264	188	19.786	231	32.411	238	243
2	1:24.919	29.014		21.827	230	34.078	235	236		11	1:20.949	26.437	189	19.885	232			246
3	1:20.362	27.432	186	20.167	232	32.763	236	239		12	2:57.829	2:01.713	187	20.165	231			
4	1:19.610	26.785	187	20.062	231	32.763	237	242		13	7:02.771	6:03.743	167	23.690	217	35.338	235	
5	1:19.337	26.560	188	20.071	230	32.706	235	243		14	1:23.777	29.456	112	21.103	229	33.218	237	241
6	1:18.966	26.426	187	19.991	230	32.549	236	243		15	1:17.874	26.007	188	19.695	234	32.172	238	244
7	1:18.721	26.365	188	19.815	232	32.541	238	243		16	1:17.323	25.887	189	19.474	232	31.962	238	245
8	1:18.729	26.285	188	19.945	230	32.499	237	244		17	1:17.121	25.841	189	19.430	233	31.850	239	245
9	1:18.597	26.364	189	19.824	231	32.409	237	244		18	1:44.708	27.691	187	36.936	80			246

3 Paul Di Resta , Mercedes-AMG C 63 DTM / GBR										theoretical besttime: 1:17.434								
Lap	Time	S1	V1	S2	V2	S3	V3	Vmax		Lap	Time	S1	V1	S2	V2	S3	V3	Vmax
1	5:22.464		177	21.958	209	34.678	232			9	1:20.225	27.565	186	20.073	233	32.587	233	237
2	1:24.701	27.716	185	20.122	230	32.863	232	237		10	1:18.135	26.235	188	19.590	233	32.310	236	240
3	1:19.420	27.012	187	19.879	230	32.529	235	239		11	1:19.999	27.388	187	19.892	232	32.719	236	242
4	1:18.852	26.548	186	19.935	231	32.369	235	241		12	1:17.763	26.119	187	19.617	234	32.027	238	242
5	1:21.393	26.401	188	20.353	230	34.639	235	242		13	1:17.614	25.936	189	19.551	234	32.127	238	245
6	1:21.723	26.342	187	19.843	231			242		14	1:17.571	26.051	188	19.471	233	32.049	238	245
7	2:56.355	2:00.855	185	20.274	230					15	1:23.581	26.014	188	19.498	229			246
8	7:04.571	6:07.845	176	22.240	219	34.486	233											

5 Mattias Ekström , Red Bull Audi RS 5 DTM / SWE										theoretical besttime: 1:17.378								
Lap	Time	S1	V1	S2	V2	S3	V3	Vmax		Lap	Time	S1	V1	S2	V2	S3	V3	Vmax
1	2:13.097		175	23.595	199	36.389	229			9	8:35.496	7:37.882	173	22.522	219	35.092	233	
2	1:24.150	29.131	181	21.117	223	33.902	234	235		10	1:26.798	28.156	183	20.717	223			236
3	1:21.188	27.639	184	20.459	223	33.090	233	237		11	3:10.098	2:14.044	179	21.949	227	34.105	233	
4	1:23.471	26.909	184	22.816	209	33.746	235	236		12	1:23.193	28.916	166	21.434	191	32.843	238	234
5	1:18.981	26.535	186	20.018	229	32.428	236	239		13	1:18.036	26.226	188	19.696	230	32.114	237	240
6	1:18.972	26.522	185	20.041	227	32.409	234	240		14	1:17.671	26.083	188	19.608	231	31.980	237	242
7	1:18.994	26.253	186	20.021	227	32.720	238	243		15	1:17.406	25.978	187	19.636	230	31.792	237	242
8	1:22.950	26.375	185	20.227	223			241		16	1:47.839	28.227	181	37.159	80			243

6 Robert Wickens , Mercedes-AMG C 63 DTM Mercedes me / CAN										theoretical besttime: 1:16.853								
Lap	Time	S1	V1	S2	V2	S3	V3	Vmax		Lap	Time	S1	V1	S2	V2	S3	V3	Vmax
1	3:02.782		172	23.741	217					10	1:17.573	25.846	188	19.643	232	32.084	234	241
2	3:10.005	2:12.944	183	21.651	225	35.410	233			11	1:16.867	25.660	189	19.354	233	31.853	236	242
3	1:21.174	27.057	186	19.970	228	34.147	235	238		12	1:17.603	25.787	188	19.621	232	32.195	236	242
4	1:18.852	26.498	187	19.806	231	32.548	236	242		13	1:19.688	26.035	188	19.674	231			242
5	1:18.566	26.484	187	19.745	231	32.337	238	243		14	5:54.888	5:02.195	187	19.918	230	32.775	236	
6	1:18.205	26.251	187	19.685	232	32.269	243	244		15	1:17.152	25.856	189	19.448	233	31.848	236	242
7	1:20.811	26.383	188	19.718	231			244		16	1:16.988	25.771	188	19.378	235	31.839	238	243
8	3:16.821	2:20.219	175	22.301	223	34.301	233			17	1:45.907	25.836	188	36.698	80			246
9	1:19.961	27.186	186	19.990	227	32.785	236	237										

7 Bruno Spengler , BMW M4 DTM / CAN										theoretical besttime: 1:18.027								
Lap	Time	S1	V1	S2	V2	S3	V3	Vmax		Lap	Time	S1	V1	S2	V2	S3	V3	Vmax
1	1:54.706		167	25.400	184					8	9:53.379	8:53.100	169	24.244	208	36.035	233	
2	3:00.872	2:04.762	179	21.834	223	34.276	238			9	1:21.683	27.872	184	20.596	229	33.215	233	239
3	1:22.077	27.721	185	21.057	229	33.299	236	242		10	1:18.366	26.245	188	19.838	233	32.283	240	243
4	1:20.715	27.024	186	20.642	227	33.049	237	244		11	1:18.027	26.007	188	19.799	232	32.221	240	244
5	1:19.699	26.671	186	20.374	228	32.654	238	245		12	1:18.066	26.023	187	19.821	231	32.222	238	244
6	1:18.986	26.391	186	20.123	230	32.472	239	246		13	1:21.404	26.120	186	19.879	231			245
7	1:21.661	26.414	187	20.242	230			247		14	2:09.058	1:07.139	184	24.548	172			

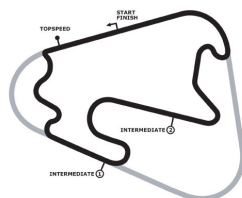
11 Marco Wittmann , BMW M4 DTM / DEU										theoretical besttime: 1:17.465								
Lap	Time	S1	V1	S2	V2	S3	V3	Vmax		Lap	Time	S1	V1	S2	V2	S3	V3	Vmax
1	5:17.320		119	24.464	209					7	1:20.620	26.124	188	19.704	235			245
2	2:09.540	1:14.444	181	21.483	222	33.613	234			8	12:29.999	11:33	175	22.720	223	34.193	236	
3	1:19.850	27.325	186	20.097	230	32.428	236	242		9	1:21.599	28.641	185	20.402	229	32.556	238	226
4	1:18.894	26.655	187	19.909	230	32.330	240	242		10	1:17.666	26.147	188	19.575	233	31.944	244	246
5	1:18.639	26.531	187	19.875	230	32.233	241	244		11	1:17.483	25.975	188	19.593	233	31.915	241	247
6	1:18.124	26.171	188	19.781	232	32.172	237	245		12	2:00.316	27.033	143	37.619	80			245

Motorsport Festival Lausitzring

Lausitzring, length 3478 m

19. - 21.05.2017

DTM



DMSB-Reg.No.: 140/2017

Lap Analysis free practice 2, 20.05.2017

15 Augusto Farfus , BMW M4 DTM / BRA										theoretical besttime: 1:17.766								
Lap	Time	S1	V1	S2	V2	S3	V3	Vmax		Lap	Time	S1	V1	S2	V2	S3	V3	Vmax
1	1:52.473		128	27.243	172					9	1:22.193	26.376	186	20.541	229			244
2	2:08.489	1:05.875	175	23.884	214					10	10:21.621	9:21.906	173	24.416	191	35.299	230	
3	2:14.717	1:19.194	182	20.724	229	34.799	238			11	1:22.460	28.609	179	21.129	227	32.722	238	242
4	1:20.500	26.824	187	20.307	230	33.369	237	244		12	1:20.520	26.156	186	19.713	233	34.651	240	244
5	1:19.257	26.480	186	20.185	230	32.592	238	244		13	1:17.866	26.038	186	19.691	233	32.137	240	245
6	1:19.205	26.424	187	20.150	231	32.631	239	245		14	1:17.817	25.938	187	19.697	232	32.182	238	245
7	1:18.874	26.210	187	20.092	231	32.572	238	245		15	1:22.421	25.945	187	19.744	232			246
8	1:18.831	26.242	187	20.065	232	32.524	243	246										

16 Timo Glock , BMW M4 DTM / DEU										theoretical besttime: 1:17.872								
Lap	Time	S1	V1	S2	V2	S3	V3	Vmax		Lap	Time	S1	V1	S2	V2	S3	V3	Vmax
1	1:37.268		168	23.942	197					9	8:41.405	7:40.279	170	24.526	214	36.600	230	
2	2:30.941	1:34.101	159	22.292	222	34.548	233			10	1:23.211	28.719	182	21.139	226	33.353	236	237
3	1:23.353	28.636	180	21.133	224	33.584	235	240		11	1:19.747	26.962	184	20.271	229	32.514	232	238
4	1:20.860	27.687	187	20.409	227	32.764	238	242		12	1:18.777	26.706	185	19.773	231	32.298	234	242
5	1:18.877	26.362	186	20.105	226	32.410	238	244		13	1:18.151	26.256	186	19.739	232	32.156	237	243
6	1:19.793	26.651	186	20.127	224	33.015	238	245		14	1:17.899	25.988	186	19.728	233	32.183	238	244
7	1:18.933	26.367	186	20.017	230	32.549	241	245		15	1:26.763	26.215	186	20.045	207			245
8	1:22.870	26.465	185	20.005	231			245										

22 Lucas Auer , Mercedes-AMG C 63 DTM BWT / AUT										theoretical besttime: 1:16.741								
Lap	Time	S1	V1	S2	V2	S3	V3	Vmax		Lap	Time	S1	V1	S2	V2	S3	V3	Vmax
1	2:03.349		140	26.040	207					10	1:18.109	26.261	188	19.706	232	32.142	237	243
2	3:35.695	2:37.024	180	21.255	223	37.416	233			11	1:20.442	26.322	188	19.878	231			243
3	1:20.771	27.049		20.996	226	32.726	234	238		12	5:30.390	4:31.700	159	23.780	223	34.910	230	
4	1:18.990	26.749	187	19.971	229	32.270	234	239		13	1:22.204	27.521	168	21.960	229	32.723	236	236
5	1:19.712	26.642	187	20.459	231	32.611	234	240		14	1:17.654	26.218	189	19.444	234	31.992	235	240
6	1:18.665	26.396	188	19.869	231	32.400	236	241		15	1:17.050	25.883	189	19.399	233	31.768	237	241
7	1:18.925	26.479	188	20.018	230	32.428	236	242		16	1:17.343	25.995	185	19.471	234	31.877	236	243
8	1:18.317	26.378	188	19.738	232	32.201	236	243		17	1:16.829	25.701	189	19.272	235	31.856	236	243
9	1:18.096	26.194	188	19.746	233	32.156	237	243		18	1:19.364	25.854	189	19.388	234			244

31 Tom Blomqvist , BMW M4 DTM / GBR										theoretical besttime: 1:17.481								
Lap	Time	S1	V1	S2	V2	S3	V3	Vmax		Lap	Time	S1	V1	S2	V2	S3	V3	Vmax
1	2:21.112		171	24.194	197					8	1:20.665	26.306	187	19.869	230			245
2	3:06.907	2:10.637	178	22.246	223	34.024	236			9	13:15.865	12:15	113	24.920	205	35.537	235	
3	1:20.763	27.646	185	20.239	227	32.878	234	242		10	1:21.641	28.450	182	20.469	227	32.722	237	242
4	1:18.976	26.546	185	19.985	230	32.445	238	243		11	1:17.943	26.183	186	19.619	232	32.141	235	245
5	1:18.607	26.282	187	20.118	229	32.207	237	244		12	1:17.481	25.903	187	19.597	232	31.981	236	245
6	1:19.178	26.709	186	19.948	230	32.521	239	245		13	1:56.493	26.113	187	36.940	80			245
7	1:19.064	26.268	186	20.172	228	32.624	237	244										

33 René Rast , AUTO BILD MOTORSPORT Audi RS 5DTM / DEU										theoretical besttime: 1:17.215								
Lap	Time	S1	V1	S2	V2	S3	V3	Vmax		Lap	Time	S1	V1	S2	V2	S3	V3	Vmax
1	1:44.145		177	22.574	191					10	1:25.156	27.636	177	21.325	177	36.195	238	241
2	1:55.580	59.471	183	21.374	228	34.735	235			11	1:17.769	26.005	187	19.789	230	31.975	236	241
3	1:19.968	27.238	185	20.071	230	32.659	237	240		12	1:21.635	26.031	187	20.065	228			241
4	1:19.587	26.760	187	20.007	231	32.820	236	239		13	7:17.007	6:18.600	119	22.867	202	35.540	233	
5	1:22.316	26.577	187	19.993	230			242		14	1:22.568	28.501	183	20.671	228	33.396	237	237
6	1:59.379	59.571	167	22.932	187	36.876	238			15	1:17.693	26.178	189	19.534	232	31.981	236	239
7	1:24.262	28.211	185	22.334	219	33.717	235	240		16	1:17.379	25.984	188	19.489	233	31.906	236	242
8	1:18.292	26.320	188	19.763	231	32.209	234	242		17	1:17.357	25.820	188	19.625	233	31.912	232	240
9	1:17.819	26.210	187	19.633	231	31.976	236	240		18	2:03.392	30.937	177	37.429	80			217

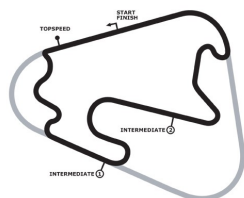
36 Maxime Martin , BMW M4 DTM / BEL										theoretical besttime: 1:17.720								
Lap	Time	S1	V1	S2	V2	S3	V3	Vmax		Lap	Time	S1	V1	S2	V2	S3	V3	Vmax
1	1:34.280		170	23.586	211					8	11:17.253	10:17	169	24.064	211	35.208	235	
2	2:20.709	1:24.898	182	21.772	222	34.039	235			9	1:21.907	28.127	184	20.784	230	32.996	235	244
3	1:22.025	28.847	185	20.357	231	32.821	240	244		10	1:18.528	26.330	187	19.893	231	32.305	238	243
4	1:18.957	26.669	187	19.919	231	32.369	237	244		11	1:17.720	25.925	187	19.705	233	32.090	236	244
5	1:18.595	26.356	188	19.818	231	32.421	240	244		12	1:20.821	26.237	186	19.732	232			245
6	1:18.392	26.226	187	19.751	230	32.415	242	245		13	1:46.858	39.902	186	20.122	231			
7	1:21.225	26.227	188	19.863	232			246		14	2:02.536	1:04.644	183	21.066	229			

Motorsport Festival Lausitzring

Lausitzring, length 3478 m

19. - 21.05.2017

DTM



DMSB-Reg.No.: 140/2017

Lap Analysis free practice 2, 20.05.2017

48 Edoardo Mortara , Mercedes-AMG C 63 DTM BWT / ITA										theoretical besttime: 1:18.193								
Lap	Time	S1	V1	S2	V2	S3	V3	Vmax		Lap	Time	S1	V1	S2	V2	S3	V3	Vmax
1	1:56.846		158	25.760	197					10	1:18.348	26.192	187	19.877	232	32.279	236	243
2	3:14.239	2:16.585	177	22.572	221	35.082	233			11	1:18.432	26.224	188	19.905	232	32.303	236	244
3	1:27.813	30.279	182	22.609	132	34.925	233	238		12	1:18.515	26.199	188	20.014	232	32.302	235	243
4	1:21.194	27.455	185	20.593	229	33.146	235	239		13	1:22.399	26.245	188	19.946	232			243
5	1:19.814	26.776	187	20.298	230	32.740	235	241		14	3:04.615	2:06.045	183	21.034	230			
6	1:19.616	26.734	187	20.115	231	32.767	236	243		15	4:15.898	3:15.306	82	25.155	215	35.437	236	
7	1:20.934	26.695	187	21.360	230	32.879	235	243		16	1:25.808	28.917	130	23.335	229	33.556	237	241
8	1:18.878	26.439	187	19.923	232	32.516	236	242		17	1:19.718	26.861	187	20.294	231	32.563	236	243
9	1:19.011	26.429	187	20.062	232	32.520	237	242		18	1:26.498	26.077	188	19.837	201			243

51 Nico Müller , Playboy Audi RS 5 DTM / CHE										theoretical besttime: 1:17.578								
Lap	Time	S1	V1	S2	V2	S3	V3	Vmax		Lap	Time	S1	V1	S2	V2	S3	V3	Vmax
1	2:02.390		156	23.714	203	37.556	229			10	1:18.100	26.141	188	19.832	228	32.127	237	240
2	1:25.457	29.404	182	21.549	224	34.504	231	234		11	1:18.234	26.269	187	19.833	230	32.132	236	241
3	1:22.353	28.044	183	20.648	225	33.661	234	237		12	1:17.828	26.081	187	19.733	231	32.014	235	239
4	1:21.128	27.469	184	20.473	229	33.186	235	237		13	1:17.626	26.093	186	19.668	233	31.865	233	239
5	1:19.263	26.743	186	19.974	228	32.546	235	240		14	1:25.789	26.561	187	21.830	161			240
6	1:23.599	26.558	187	21.119	164			244		15	3:40.831	2:47.914	185	20.203	230	32.714	238	
7	4:58.172	3:56.053	142	23.732	217					16	1:17.747	26.162	186	19.632	231	31.953	237	239
8	2:37.885	1:40.632	140	22.735	196	34.518	233			17	1:22.277	26.123	186	19.691	232			243
9	1:21.401	27.744	185	20.650	202	33.007	234	236										

53 Jamie Green , Hoffmann Group Audi RS 5 DTM / GBR										theoretical besttime: 1:17.025								
Lap	Time	S1	V1	S2	V2	S3	V3	Vmax		Lap	Time	S1	V1	S2	V2	S3	V3	Vmax
1	2:10.319		161	25.304	166					10	1:17.594	25.978	187	19.564	231	32.052	236	243
2	3:49.829	2:52.968	178	21.812	188	35.049	235			11	1:17.546	25.774	187	19.726	229	32.046	238	243
3	1:20.069	27.179	184	20.144	227	32.746	238	239		12	1:17.945	25.805	187	19.956	228	32.184	237	243
4	1:19.189	26.621	185	20.103	228	32.465	233	242		13	1:22.689	25.903	187	19.847	231			243
5	1:18.613	26.444	186	19.887	230	32.282	240	240		14	5:00.747	4:03.587	170	22.916	212	34.244	232	
6	1:20.774	26.186	187	19.783	230			243		15	1:19.650	27.081	184	20.180	232	32.389	240	239
7	1:56.571	1:00.021	175	22.509	223	34.041	236			16	1:17.095	25.801	188	19.473	233	31.821	237	242
8	1:20.597	27.245	185	20.363	226	32.989	237	240		17	1:17.158	25.731	186	19.482	232	31.945	237	242
9	1:18.333	26.460	186	19.609	230	32.264	238	245		18	1:44.873	26.837	159	37.520	80			244

63 Maro Engel , Mercedes-AMG C 63 DTM SILBERPFEIL Energy / DEU										theoretical besttime: 1:17.229								
Lap	Time	S1	V1	S2	V2	S3	V3	Vmax		Lap	Time	S1	V1	S2	V2	S3	V3	Vmax
1	1:50.995		171	24.624	210					12	1:18.210	25.995	189	19.841	231	32.374	235	249
2	2:54.430	1:55.506	179	21.866	226	37.058	232			13	1:19.668	26.420	188	20.570	231	32.678	235	241
3	1:22.827	28.715	184	20.888	230	33.224	235	237		14	1:19.759	26.497	188	20.631	231	32.631	236	243
4	1:20.587	27.176	188	20.249	228	33.162	234	238		15	1:21.384	26.431	188	19.875	233			242
5	1:19.253	26.723	188	19.868	231	32.662	235	239		16	1:55.708	58.578	177	22.602	224	34.528	231	
6	1:19.065	26.533	188	19.853	231	32.679	234	240		17	1:20.865	27.628	186	20.507	228	32.730	234	236
7	1:18.616	26.362	188	19.804	231	32.450	236	241		18	1:18.635	26.563	189	19.911	233	32.161	244	241
8	1:18.323	26.219	188	19.762	232	32.342	235	242		19	1:17.648	25.970	189	19.580	234	32.098	236	251
9	1:18.486	26.352	187	19.799	231	32.335	236	242		20	1:17.268	25.868	189	19.528	234	31.872	238	242
10	1:18.373	26.270	188	19.790	232	32.313	236	242		21	1:17.277	25.880	188	19.489	233	31.908	239	244
11	1:18.123	26.306	188	19.671	231	32.146	243	242		22	2:06.986	30.597	102	40.252	80			244

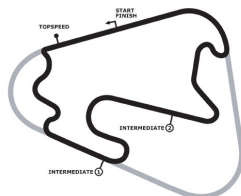
77 Loic Duval , Castrol EDGE Audi RS 5 DTM / FRA										theoretical besttime: 1:18.157								
Lap	Time	S1	V1	S2	V2	S3	V3	Vmax		Lap	Time	S1	V1	S2	V2	S3	V3	Vmax
1	1:47.337		158	25.367	194	39.695	227			10	1:18.818	26.287	187	20.119	227	32.412	237	243
2	1:28.716	31.097	177	22.127	223	35.492	228	229		11	1:18.396	26.139	188	19.923	230	32.334	240	239
3	1:23.834	29.171	183	20.965	227	33.698	236	236		12	1:24.077	26.351	185	21.998	226			243
4	1:21.281	27.684	185	20.477	229	33.120	235	238		13	5:13.720	4:19.754	183	20.826	227	33.140	237	
5	1:20.449	27.346	185	20.368	227	32.735	234	240		14	1:18.463	26.389	187	19.913	231	32.161	238	242
6	1:22.267	26.912	185	20.089	228			240		15	1:18.217	26.115	187	19.905	232	32.197	238	243
7	5:34.608	4:32.914	166	24.863	208	36.831	227			16	1:20.063	26.238	188	20.355	230	33.470	236	244
8	1:25.109	28.915	180	21.303	222	34.891	232	228		17	1:46.017	26.091	188	38.439	80			244
9	1:19.964	27.138	186	20.273	226	32.553	235	238										

Motorsport Festival Lausitzring

Lausitzring, length 3478 m

19. - 21.05.2017

DTM



Lap Analysis free practice 2, 20.05.2017

DMSB-Reg.No.: 140/2017

99 Mike Rockenfeller , Schaeffler Audi RS 5 DTM / DEU

theoretical besttime: 1:17.253

Lap	Time	S1	V1	S2	V2	S3	V3	Vmax	Lap	Time	S1	V1	S2	V2	S3	V3	Vmax
1	1:36.248		179	22.855	203	36.429	233		10	1:17.684	26.005	190	19.706	232	31.973	237	244
2	1:24.938	29.202	184	21.445	229	34.291	235	238	11	1:17.405	25.972	189	19.553	234	31.880	238	244
3	1:21.083	27.949	185	20.215	232	32.919	236	242	12	1:22.252	26.051	189	19.587	233			245
4	1:19.649	27.179	188	20.039	233	32.431	239	243	13	5:29.692	4:35.979	185	20.454	230	33.259	237	
5	1:22.675	26.662	188	20.262	230			249	14	1:18.019	26.201	188	19.656	234	32.162	238	243
6	5:55.826	4:56.308	164	23.480	209	36.038	228		15	1:17.770	26.110	190	19.647	234	32.013	239	245
7	1:23.735	28.758	184	21.449	191	33.528	237	208	16	1:17.298	25.836	189	19.598	233	31.864	245	246
8	1:18.935	26.663	188	19.826	232	32.446	238	244	17	2:08.340	28.033	188	37.014	80			255
9	1:17.790	26.230	189	19.648	232	31.912	237	244									