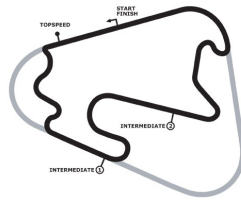


Motorsport Festival Lausitzring

Lausitzring, length 3478 m

19. - 21.05.2017

DTM



DMSB-Reg.No.: 140/2017

Lap Analysis free practice 3, 21.05.2017

2 Gary Paffett , Mercedes-AMG C 63 DTM Mercedes me / GBR										theoretical besttime: 1:17.319								
Lap	Time	S1	V1	S2	V2	S3	V3	Vmax		Lap	Time	S1	V1	S2	V2	S3	V3	Vmax
1	2:29.860		156	22.944	215					11	1:18.050	26.011	185	19.760	229	32.279	238	245
2	2:26.869	1:29.865	170	22.424	209	34.580	238			12	1:17.328	25.979	186	19.515	230	31.834	239	247
3	1:18.822	26.726	184	19.962	229	32.134	240	245		13	1:17.719	26.085	186	19.615	228	32.019	239	247
4	1:22.537	26.227	186	19.729	230	36.581	238	246		14	1:17.626	25.970	186	19.717	229	31.939	238	244
5	1:17.560	26.067	186	19.578	229	31.915	242	246		15	1:17.983	26.055	186	19.744	229	32.184	239	245
6	1:17.627	26.029	185	19.739	225	31.859	243	247		16	1:17.995	26.068	186	19.738	230	32.189	238	247
7	1:19.687	26.052	187	19.560	229			248		17	1:17.702	26.081	185	19.636	229	31.985	237	246
8	7:46.464	6:53.872	185	20.096	209	32.496	236			18	3:12.939	35.664	79	27.084	147	2:10.191	5	245
9	1:18.075	26.072	186	19.704	229	32.299	238	243		19	1:40.656	34.654	79	25.368	218			152
10	1:17.764	26.057	186	19.643	229	32.064	240	244										

3 Paul Di Resta , Mercedes-AMG C 63 DTM / GBR										theoretical besttime: 1:17.654								
Lap	Time	S1	V1	S2	V2	S3	V3	Vmax		Lap	Time	S1	V1	S2	V2	S3	V3	Vmax
1	2:23.979		167	23.965	197					13	1:18.106	26.221	186	19.755	230	32.130	239	245
2	2:04.774	1:05.272	176	22.560	217					14	1:18.017	26.204	186	19.762	230	32.051	240	244
3	2:52.611	1:57.120	181	21.435	212	34.056	236			15	1:18.169	26.229	186	19.802	230	32.138	241	245
4	1:18.890	26.746	185	19.881	228	32.263	236	243		16	1:18.122	26.158	186	19.848	230	32.116	240	247
5	1:19.748	26.897	185	19.793	228	33.058	242	245		17	1:17.911	26.118	186	19.679	230	32.114	241	247
6	1:19.990	26.319	186	19.721	229	33.950	240	246		18	1:18.213	26.222	185	19.860	228	32.131	236	247
7	1:18.110	26.327	186	19.731	230	32.052	239	246		19	1:18.594	26.301	186	19.866	229	32.427	241	247
8	1:17.899	26.250	186	19.726	230	31.923	237	246		20	1:29.979	30.608	180	20.791	226	38.580	229	222
9	1:17.654	26.108	186	19.679	230	31.867	238	246		21	1:27.253	28.317	182	22.928	225	36.008	233	238
10	1:17.920	26.136	187	19.725	230	32.059	238	246		22	3:16.958	33.990	79	25.882	195	2:17.086	71	242
11	1:17.997	26.188	186	19.739	230	32.070	238	246		23	1:42.920	36.752	79	25.857	187			162
12	1:17.865	26.112	186	19.699	229	32.054	237	245										

5 Mattias Ekström , Red Bull Audi RS 5 DTM / SWE										theoretical besttime: 1:16.789								
Lap	Time	S1	V1	S2	V2	S3	V3	Vmax		Lap	Time	S1	V1	S2	V2	S3	V3	Vmax
1	2:06.765		175	22.269	201	34.702	236			11	1:17.278	26.017	185	19.602	228	31.659	247	246
2	1:21.326	27.986	182	20.451	226	32.889	235	239		12	1:17.511	25.923	185	19.695	229	31.893	248	255
3	1:18.520	26.465	184	19.896	228	32.159	237	243		13	1:24.079	26.450	184	21.639	160			255
4	1:18.150	26.249	185	19.837	230	32.064	239	244		14	7:28.993	6:32.498	123	22.485	206	34.010	219	
5	1:17.757	26.106	185	19.685	230	31.966	235	244		15	1:20.857	27.487	158	20.872	201	32.498	236	228
6	1:17.925	26.131	185	19.772	234	32.022	254	245		16	1:17.492	26.067	185	19.655	228	31.770	242	243
7	1:17.787	26.022	185	19.714	227	32.051	240	257		17	1:16.947	25.840	186	19.399	228	31.708	235	244
8	1:18.333	26.408	186	19.710	230	32.215	242	244		18	1:16.957	25.759	184	19.567	229	31.631	242	245
9	1:17.671	26.067	185	19.672	230	31.932	239	245		19	2:28.574	30.839	80	24.895	170	1:32.840	58	242
10	1:17.769	26.103	186	19.682	230	31.984	240	245		20	1:33.527	33.569	80	24.543	221			158

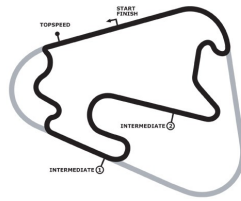
6 Robert Wickens , Mercedes-AMG C 63 DTM Mercedes me / CAN										theoretical besttime: 1:16.945								
Lap	Time	S1	V1	S2	V2	S3	V3	Vmax		Lap	Time	S1	V1	S2	V2	S3	V3	Vmax
1	2:00.472		144	27.713	166					13	1:17.056	25.914	188	19.463	237	31.679	248	255
2	2:10.341	1:06.050	136	23.059	217					14	1:17.606	25.968	186	19.579	231	32.059	241	255
3	2:42.437	1:46.745	183	20.813	179	34.879	241			15	1:17.504	26.056	186	19.464	231	31.984	241	247
4	1:18.298	26.285	185	19.949	228	32.064	243	244		16	1:17.694	26.111	186	19.595	231	31.988	240	247
5	1:18.014	26.124	186	19.827	228	32.063	236	245		17	1:17.744	26.182	187	19.637	230	31.925	241	248
6	1:17.467	26.078	187	19.564	230	31.825	240	246		18	1:17.884	26.083	187	19.883	229	31.918	242	248
7	1:17.407	26.067	186	19.504	230	31.836	239	245		19	1:17.983	26.167	186	19.762	230	32.054	240	248
8	1:17.290	26.003	187	19.458	230	31.829	240	247		20	1:19.007	26.845	186	19.838	230	32.324	238	248
9	1:17.249	25.931	187	19.578	230	31.740	242	246		21	1:18.029	26.234	186	19.789	230	32.006	244	248
10	1:17.391	25.914	186	19.654	230	31.823	240	247		22	2:14.737	30.862	79	24.209	229	1:19.666		247
11	1:17.002	25.870	186	19.460	231	31.672	246	246		23	1:33.709	35.446	79	24.573	228			149
12	1:17.029	25.851	188	19.542	236	31.636	247	254										

Motorsport Festival Lausitzring

Lausitzring, length 3478 m

19. - 21.05.2017

DTM



DMSB-Reg.No.: 140/2017

Lap Analysis free practice 3, 21.05.2017

7 Bruno Spengler , BMW M4 DTM / CAN										theoretical besttime: 1:17.843								
Lap	Time	S1	V1	S2	V2	S3	V3	Vmax		Lap	Time	S1	V1	S2	V2	S3	V3	Vmax
1	1:56.838		133	27.774	167					9	1:18.834	26.764	186	19.773	229	32.297	243	243
2	1:53.750	56.817	177	22.540	215	34.393	248			10	1:18.239	26.245	187	19.830	228	32.164	242	247
3	1:20.073	27.542	185	20.117	228	32.414	242	247		11	1:18.014	26.289	187	19.681	229	32.044	241	248
4	1:18.435	26.447	187	19.822	230	32.166	243	248		12	1:17.940	26.232	187	19.646	229	32.062	242	249
5	1:18.046	26.233	186	19.698	229	32.115	244	247		13	1:31.134	26.262	186	19.637	230			248
6	1:17.925	26.175	186	19.709	229	32.041	244	249		14	3:41.372	1:10.471	79	26.697	215	2:04.204	7	
7	1:20.068	26.165	187	19.697	228			249		15	1:36.081	36.206	79	24.891	224			150
8	13:00.403	12:04	176	22.589	219	33.719	235											

11 Marco Wittmann , BMW M4 DTM / DEU										theoretical besttime: 1:17.444								
Lap	Time	S1	V1	S2	V2	S3	V3	Vmax		Lap	Time	S1	V1	S2	V2	S3	V3	Vmax
1	2:10.308		161	25.409	135					9	10:16.485	9:21.100	172	22.127	224	33.258	239	
2	2:06.682	1:03.669	170	22.692	204					10	1:20.873	26.440	186	19.673	227	34.760	238	247
3	2:56.140	2:02.835	183	20.702	224	32.603	239			11	1:19.474	25.989	186	19.845	229	33.640	241	248
4	1:18.036	26.428	186	19.651	230	31.957	243	247		12	1:17.614	26.077	187	19.556	230	31.981	245	249
5	1:19.878	26.224	186	19.646	230	34.008	243	249		13	1:17.521	26.014	187	19.600	230	31.907	242	249
6	1:18.158	26.096	187	19.790	230	32.272	243	249		14	1:19.704	25.981	186	19.713	230			250
7	1:17.833	26.183	187	19.727	230	31.923	249	248		15	3:50.474	57.637	80	26.720	116	2:26.117	52	
8	1:20.074	26.216	186	19.716	230			255		16	1:46.227	37.095	80	25.580	184			155

15 Augusto Farfus , BMW M4 DTM / BRA										theoretical besttime: 1:17.303								
Lap	Time	S1	V1	S2	V2	S3	V3	Vmax		Lap	Time	S1	V1	S2	V2	S3	V3	Vmax
1	1:45.214		154	24.975	175					9	13:01.784	12:04	167	22.347	156	34.824	238	
2	2:00.305	1:01.665	180	21.542	224					10	1:19.938	27.405	182	20.269	225	32.264	242	247
3	1:55.643	1:02.736	184	20.371	230	32.536	242			11	1:17.426	26.034	186	19.585	230	31.807	242	248
4	1:18.257	26.579	186	19.669	231	32.009	240	248		12	1:17.487	26.012	186	19.498	231	31.977	241	248
5	1:17.786	26.079	186	19.662	231	32.045	238	248		13	1:17.648	25.998	186	19.584	230	32.066	241	251
6	1:17.841	26.073	186	19.654	231	32.114	243	249		14	3:06.226	31.257	79	25.817	177	2:09.152	5	250
7	1:18.022	26.116	186	19.726	230	32.180	243	249		15	1:37.048	36.961	79	24.386	227			145
8	1:22.869	26.675	187	19.735	230			248										

16 Timo Glock , BMW M4 DTM / DEU										theoretical besttime: 1:17.318								
Lap	Time	S1	V1	S2	V2	S3	V3	Vmax		Lap	Time	S1	V1	S2	V2	S3	V3	Vmax
1	1:56.348		152	24.056	198	38.965	161			9	9:21.249	8:27.183	183	20.534	226	33.532	234	
2	1:26.629	29.894	182	20.796	225			189		10	1:28.841	27.007	184	20.102	226			244
3	1:56.281	1:00.474	177	21.905	221	33.902	235			11	5:41.877	4:48.519	183	20.476	225	32.882	238	
4	1:19.977	27.349	184	20.107	226	32.521	238	242		12	1:18.070	26.340	185	19.689	229	32.041	240	245
5	1:17.933	26.333	185	19.544	229	32.056	237	245		13	1:18.058	26.371	185	19.773	229	31.914	241	247
6	1:17.655	26.111	185	19.610	230	31.934	241	245		14	3:41.909	31.053	79	26.656	146	2:44.200	55	247
7	1:17.361	26.052	185	19.352	230	31.957	240	247		15	1:43.536	36.529	79	27.343	176			156
8	1:25.882	27.029	185	20.607	226			247										

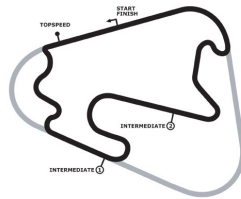
22 Lucas Auer , Mercedes-AMG C 63 DTM BWT / AUT										theoretical besttime: 1:17.164								
Lap	Time	S1	V1	S2	V2	S3	V3	Vmax		Lap	Time	S1	V1	S2	V2	S3	V3	Vmax
1	2:01.823		153	27.766	161					13	1:17.499	26.004	188	19.518	235	31.977	248	255
2	2:06.652	1:03.957	177	22.509	218					14	1:17.533	25.999	186	19.557	230	31.977	239	255
3	2:35.638	1:41.393	181	20.857	223	33.388	238			15	1:17.716	26.122	186	19.640	230	31.954	237	245
4	1:18.357	26.500	185	19.776	228	32.081	233	244		16	1:17.858	26.102	186	19.708	230	32.048	238	246
5	1:17.965	26.152	186	19.846	229	31.967	240	245		17	1:17.927	26.154	186	19.720	230	32.053	240	248
6	1:18.728	26.162	186	19.581	221	32.985	237	247		18	1:18.258	26.274	187	19.840	229	32.144	238	248
7	1:17.716	26.093	186	19.633	230	31.990	240	247		19	1:18.200	26.220	187	19.803	229	32.177	240	248
8	1:17.394	26.029	186	19.491	230	31.874	236	247		20	1:18.212	26.204	187	19.767	230	32.241	241	248
9	1:17.164	25.917	186	19.476	230	31.771	239	246		21	1:23.567	26.458	186	19.954	229			247
10	1:17.607	26.025	186	19.605	230	31.977	238	245		22	3:26.065	1:07.259	79	26.004	221	1:52.802	6	
11	1:17.519	26.069	187	19.501	235	31.949	247	246		23	1:35.306	35.258	79	24.703	227			153
12	1:17.309	25.944	188	19.546	236	31.819	247	254										

Motorsport Festival Lausitzring

Lausitzring, length 3478 m

19. - 21.05.2017

DTM



DMSB-Reg.No.: 140/2017

Lap Analysis free practice 3, 21.05.2017

31 Tom Blomqvist , BMW M4 DTM / GBR										theoretical besttime: 1:17.311								
Lap	Time	S1	V1	S2	V2	S3	V3	Vmax		Lap	Time	S1	V1	S2	V2	S3	V3	Vmax
1	1:59.791		102	27.029	163					9	1:19.660	27.174	184	20.159	225	32.327	240	245
2	2:01.482	1:02.269	170	22.745	219					10	1:17.630	26.208	185	19.597	230	31.825	239	248
3	2:13.338	1:17.743	142	22.452	224	33.143	244			11	1:17.335	25.941	187	19.555	231	31.839	242	248
4	1:18.305	26.569	186	19.676	230	32.060	241	248		12	1:18.126	26.330	186	19.743	229	32.053	240	249
5	1:17.882	26.262	186	19.626	230	31.994	243	247		13	1:19.537	26.055	185	19.545	230			249
6	1:18.570	26.249	185	20.127	225	32.194	242	249		14	2:53.927	57.707	79	24.967	224	1:31.253	73	
7	1:20.368	26.314	186	19.780	230			249		15	1:33.561	34.159	79	24.582	230			161
8	11:44.413	10:46	167	22.826	218	35.170	239											

33 René Rast , AUTO BILD MOTORSPORT Audi RS 5DTM / DEU										theoretical besttime: 1:16.754								
Lap	Time	S1	V1	S2	V2	S3	V3	Vmax		Lap	Time	S1	V1	S2	V2	S3	V3	Vmax
1	1:37.620		176	22.771	219	34.035	236			11	1:17.005	25.894	187	19.446	231	31.665	243	248
2	1:20.168	27.395	185	20.296	231	32.477	242	243		12	1:20.029	25.857	186	19.564	231			245
3	1:18.700	26.811	186	19.868	230	32.021	240	244		13	7:30.049	6:32.321	177	23.325	219	34.403	238	
4	1:17.944	26.370	187	19.657	231	31.917	238	245		14	1:18.243	26.426	186	19.851	229	31.966	238	244
5	1:23.557	26.300	185	22.095	160			249		15	1:17.534	26.031	188	19.778	229	31.725	244	245
6	1:50.232	55.321	169	21.899	225	33.012	233			16	1:16.864	25.959	187	19.376	230	31.529	241	247
7	1:18.148	26.507	186	19.762	229	31.879	237	245		17	1:17.113	25.886	186	19.475	231	31.752	243	248
8	1:17.159	25.905	187	19.593	230	31.661	243	247		18	1:17.338	25.902	186	19.629	228	31.807	238	245
9	1:16.913	25.849	187	19.467	231	31.597	244	248		19	2:40.852	31.494	80	24.364	226	1:44.994	89	249
10	1:23.052	25.861	187	21.268	173	35.923	238	250		20	1:34.464	34.307	80	25.441	164			165

36 Maxime Martin , BMW M4 DTM / BEL										theoretical besttime: 1:17.500								
Lap	Time	S1	V1	S2	V2	S3	V3	Vmax		Lap	Time	S1	V1	S2	V2	S3	V3	Vmax
1	1:33.512		171	24.056	195	36.318	235			9	1:21.531	27.560	184	20.350	228	33.621	241	246
2	1:21.957	28.266	183	20.850	226	32.841	237	242		10	1:18.714	26.285	186	19.994	226	32.435	240	248
3	1:19.205	26.878	185	20.007	228	32.320	240	243		11	1:17.824	26.108	186	19.792	229	31.924	241	246
4	1:18.130	26.347	186	19.706	230	32.077	241	247		12	1:17.558	25.952	187	19.624	230	31.982	241	249
5	1:17.876	26.049	186	19.725	231	32.102	243	247		13	1:19.939	26.046	186	19.747	229			249
6	1:17.793	26.008	186	19.642	230	32.143	238	249		14	2:44.303	55.647	79	24.766	226	1:23.890		
7	1:21.936	26.467	186	20.186	229			249		15	1:37.137	34.726	79	24.405	226			150
8	13:48.715	12:49	139	24.174	219	34.775	238											

48 Edoardo Mortara , Mercedes-AMG C 63 DTM BWT / ITA										theoretical besttime: 1:17.541								
Lap	Time	S1	V1	S2	V2	S3	V3	Vmax		Lap	Time	S1	V1	S2	V2	S3	V3	Vmax
1	2:04.315		153	27.361	172					14	1:18.086	26.306	186	19.650	231	32.130	238	247
2	2:21.344	1:24.126	166	22.531	221	34.687	236			15	1:18.045	26.310	187	19.712	231	32.023	247	247
3	1:21.420	27.838	183	20.629	228	32.953	238	243		16	1:17.663	26.172	189	19.565	237	31.926	247	255
4	1:18.702	26.639	185	19.857	230	32.206	239	245		17	1:17.846	26.146	189	19.705	237	31.995	251	255
5	1:17.963	26.177	186	19.609	230	32.177	239	245		18	1:18.754	26.219	187	19.762	231	32.773	241	256
6	1:23.434	26.237	187	22.081	212	35.116	239	247		19	1:25.724	29.422	108	22.965	225	33.337	241	250
7	1:17.963	26.336	186	19.579	230	32.048	240	247		20	1:20.693	27.320	185	20.295	227	33.078	240	247
8	1:17.666	26.139	187	19.572	230	31.955	241	246		21	1:18.890	26.537	187	19.988	230	32.365	243	247
9	1:17.837	26.250	186	19.542	231	32.045	241	247		22	1:18.021	26.292	187	19.700	231	32.029	241	248
10	1:17.818	26.195	186	19.641	230	31.982	241	248		23	1:34.854	33.327	79	25.275	220			238
11	1:17.541	26.124	187	19.495	231	31.922	239	247		24	2:36.794	58.280	72	25.508	222	1:13.006	5	
12	1:18.022	26.225	187	19.618	231	32.179	241	247		25	1:36.890	36.471	79	25.633	224			149
13	1:20.800	26.868	185	20.867	228	33.065	239	247										

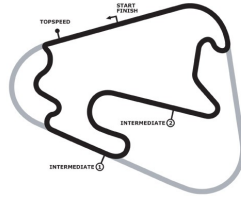
51 Nico Müller , Playboy Audi RS 5 DTM / CHE										theoretical besttime: 1:16.957								
Lap	Time	S1	V1	S2	V2	S3	V3	Vmax		Lap	Time	S1	V1	S2	V2	S3	V3	Vmax
1	2:04.482		173	22.470	212	34.994	236			11	1:20.208	25.911	186	19.392	231			251
2	1:20.768	27.744	184	20.205	212	32.819	236	242		12	3:11.405	2:13.773	175	22.049	202	35.583	238	
3	1:18.328	26.451	186	19.756	229	32.121	237	245		13	1:23.049	27.530	185	20.214	201	35.305	242	221
4	1:17.666	26.244	186	19.557	230	31.865	243	245		14	1:17.601	26.122	187	19.546	231	31.933	240	247
5	1:17.425	26.041	186	19.504	230	31.880	242	246		15	1:17.188	25.948	187	19.405	230	31.835	240	248
6	1:16.967	25.848	186	19.402	230	31.717	239	247		16	1:19.313	25.853	187	19.413	231	34.047	243	247
7	1:22.943	26.285	185	22.323	163			251		17	1:17.386	25.906	187	19.485	230	31.995	243	250
8	6:10.226	5:17.170	184	20.289	213	32.767	241			18	1:22.034	27.673	185	19.700	228			249
9	1:17.664	26.128	186	19.574	230	31.962	240	245		19	3:18.411	44.875	80	24.882	211	2:08.654	60	
10	1:17.258	25.998	187	19.485	231	31.775	242	247		20	1:46.473	39.316	80	24.456	202			116

Motorsport Festival Lausitzring

Lausitzring, length 3478 m

19. - 21.05.2017

DTM



DMSB-Reg.No.: 140/2017

Lap Analysis free practice 3, 21.05.2017

53 Jamie Green , Hoffmann Group Audi RS 5 DTM / GBR										theoretical besttime: 1:16.642								
Lap	Time	S1	V1	S2	V2	S3	V3	Vmax		Lap	Time	S1	V1	S2	V2	S3	V3	Vmax
1	2:14.678		171	24.449	172	36.428	238			11	8:28.660	7:31.911	146	23.224	219	33.525	238	
2	1:23.977	27.936	182	20.543	225			242		12	1:18.757	26.755	185	19.909	228	32.093	241	243
3	1:48.826	54.142	178	21.408	221	33.276	237			13	1:18.413	25.982	186	19.645	227	32.786	242	248
4	1:21.529	26.707	185	19.864	228	34.958	238	244		14	1:16.974	25.810	187	19.490	230	31.674	242	248
5	1:17.636	26.021	187	19.732	228	31.883	239	247		15	1:16.745	25.913	186	19.228	232	31.604	242	250
6	1:17.649	26.088	186	19.606	230	31.955	240	248		16	1:19.937	26.744	185	19.972	230	33.221	244	249
7	1:17.400	26.099	187	19.501	230	31.800	241	249		17	1:17.225	26.190	186	19.399	231	31.636	241	249
8	1:17.220	25.891	187	19.486	232	31.843	244	250		18	3:20.070	33.030	80	30.180	88	2:16.860	6	247
9	1:17.358	26.038	185	19.489	232	31.831	244	251		19	1:43.098	35.142	79	29.451	163			150
10	1:20.111	26.174	186	19.516	232			251										

63 Maro Engel , Mercedes-AMG C 63 DTM SILBERPFEIL Energy / DEU										theoretical besttime: 1:17.525								
Lap	Time	S1	V1	S2	V2	S3	V3	Vmax		Lap	Time	S1	V1	S2	V2	S3	V3	Vmax
1	1:58.743		132	27.684	162					13	1:17.759	26.053	186	19.669	230	32.037	240	246
2	2:07.528	1:04.003	175	22.792	220					14	1:17.866	26.134	186	19.637	230	32.095	242	245
3	2:24.124	1:28.353	183	20.704	228					15	1:17.942	26.068	186	19.684	230	32.190	239	246
4	1:50.460	54.398	179	22.207	222	33.855	232			16	1:17.863	26.218	188	19.696	235	31.949	248	248
5	1:20.144	27.062	185	20.578	226	32.504	238	242		17	1:17.633	26.072	188	19.611	234	31.950	247	254
6	1:18.340	26.378	185	19.743	228	32.219	238	243		18	1:17.778	26.027	187	19.725	229	32.026	240	253
7	1:17.778	26.097	186	19.637	228	32.044	237	244		19	1:17.799	26.057	187	19.663	229	32.079	238	247
8	1:17.581	26.024	187	19.592	229	31.965	238	244		20	1:17.880	26.161	186	19.714	229	32.005	242	247
9	1:17.766	26.191	187	19.605	229	31.970	239	245		21	1:17.791	26.063	186	19.702	229	32.026	240	247
10	1:17.582	25.991	187	19.649	229	31.942	237	245		22	2:50.520	31.409	79	24.223	227	1:54.888		247
11	1:17.809	26.130	187	19.623	230	32.056	236	246		23	1:38.000	39.135	79	24.353	228			119
12	1:18.090	26.104	187	19.703	230	32.283	238	247										

77 Loic Duval , Castrol EDGE Audi RS 5 DTM / FRA										theoretical besttime: 1:17.283								
Lap	Time	S1	V1	S2	V2	S3	V3	Vmax		Lap	Time	S1	V1	S2	V2	S3	V3	Vmax
1	1:42.082		160	24.855	173	37.508	234			10	1:22.228	26.027	186	22.791	197	33.410	249	245
2	1:27.045	28.722	182	21.031	205			237		11	1:21.126	26.028	186	19.699	230			257
3	1:55.921	57.627	171	23.295	212	34.999	231			12	11:05.208	10:08	182	21.056	221	35.476	240	
4	1:21.546	28.291	181	20.324	229	32.931	241	233		13	1:21.248	26.827	185	20.964	224	33.457	240	242
5	1:18.250	26.466	186	19.701	230	32.083	241	245		14	1:18.385	26.467	185	19.756	229	32.162	237	244
6	1:18.120	26.340	185	19.759	228	32.021	244	246		15	1:17.530	26.193	186	19.655	228	31.682	248	246
7	1:17.722	26.225	187	19.632	229	31.865	235	247		16	3:09.839	28.607	59	26.451	220	2:14.781	7	256
8	1:18.018	26.188	186	19.684	230	32.146	241	246		17	1:41.934	36.401	80	26.792	163			153
9	1:17.567	26.141	186	19.574	230	31.852	241	247										

99 Mike Rockenfeller , Schaeffler Audi RS 5 DTM / DEU										theoretical besttime: 1:17.412								
Lap	Time	S1	V1	S2	V2	S3	V3	Vmax		Lap	Time	S1	V1	S2	V2	S3	V3	Vmax
1	1:37.783		160	24.928	177					4	1:17.935	26.403	185	19.702	231	31.830	243	245
2	1:54.717	57.409	172	22.675	215	34.633	236			5	1:17.412	26.033	187	19.549	232	31.830	239	247
3	1:20.483	27.633	185	20.277	229	32.573	242	245		6	5:08.607	41.000	52	2:05.689	26			247