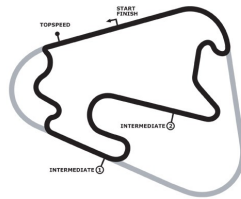


Motorsport Festival Lausitzring

Lausitzring, length 3478 m

19. - 21.05.2017

DTM



DMSB-Reg.No.: 140/2017

Lap Analysis qualifying 1, 20.05.2017

2 Gary Paffett , Mercedes-AMG C 63 DTM Mercedes me / GBR										theoretical besttime: 1:16.505								
Lap	Time	S1	V1	S2	V2	S3	V3	Vmax		Lap	Time	S1	V1	S2	V2	S3	V3	Vmax
1	1:55.070		165	23.475	209	37.246	236			7	6:19.562	5:21.258	158	23.063	221	35.241	234	
2	1:20.823	27.526	185	20.276	215	33.021	240	244		8	1:23.841	28.393	185	20.244	224	35.204	238	240
3	1:17.723	25.860	190	19.731	231	32.132	240	247		9	1:16.847	25.755	190	19.272	233	31.820	240	246
4	1:16.938	25.637	190	19.421	235	31.880	239	246		10	1:16.510	25.640	189	19.185	235	31.685	239	246
5	1:16.740	25.635	189	19.292	234	31.813	239	247		11	1:16.566	25.638	188	19.226	235	31.702	237	247
6	1:22.871	27.033	186	20.375	232			248		12	1:43.813	32.983	155	24.174	146			230

3 Paul Di Resta , Mercedes-AMG C 63 DTM / GBR										theoretical besttime: 1:16.858								
Lap	Time	S1	V1	S2	V2	S3	V3	Vmax		Lap	Time	S1	V1	S2	V2	S3	V3	Vmax
1	2:21.439		177	22.038	223	34.487	233			7	6:38.379	5:43.317	180	21.336	226	33.726	235	
2	1:26.955	27.403	186	20.521	229	39.031	239	239		8	1:19.738	27.239	187	19.826	230	32.673	238	239
3	1:19.604	25.926	188	19.395	235	34.283	237	245		9	1:17.895	25.811	188	19.827	216	32.257	238	245
4	1:17.409	26.050	187	19.344	234	32.015	238	245		10	1:17.020	25.839	188	19.367	233	31.814	238	244
5	1:17.230	25.700	187	19.626	235	31.904	239	245		11	1:17.157	25.716	188	19.473	232	31.968	235	243
6	1:22.355	26.743	183	20.119	230			246		12	1:33.725	32.969	159	22.364	186			231

5 Mattias Ekström , Red Bull Audi RS 5 DTM / SWE										theoretical besttime: 1:16.545								
Lap	Time	S1	V1	S2	V2	S3	V3	Vmax		Lap	Time	S1	V1	S2	V2	S3	V3	Vmax
1	2:15.743		147	25.112	129	36.295	194			8	4:17.833	3:19.072	175	23.320	174	35.441	236	
2	1:25.726	29.001	184	20.900	180	35.825	234	195		9	1:23.730	28.904	136	21.012	230	33.454	236	241
3	1:18.546	26.523	188	20.016	231	32.007	237	244		10	1:21.444	26.497	188	22.227	143	32.720	235	245
4	1:17.119	25.814	188	19.585	231	31.720	242	243		11	1:16.751	25.758	187	19.441	232	31.552	237	245
5	1:16.825	25.717	188	19.474	233	31.634	237	245		12	1:16.857	25.698	188	19.364	232	31.795	238	244
6	1:17.073	25.739	189	19.480	232	31.854	240	246		13	1:16.781	25.771	189	19.295	231	31.715	232	240
7	1:25.491	27.494	184	20.566	223			243		14	1:39.524	30.568	147	24.729	155			242

6 Robert Wickens , Mercedes-AMG C 63 DTM Mercedes me / CAN										theoretical besttime: 1:16.239								
Lap	Time	S1	V1	S2	V2	S3	V3	Vmax		Lap	Time	S1	V1	S2	V2	S3	V3	Vmax
1	1:51.042		156	23.990	212	35.908	233			7	6:22.189	5:24.383	162	22.933	223	34.873	232	
2	1:21.045	28.013	182	20.280	228	32.752	240	239		8	1:23.161	27.720	184	20.509	194	34.932	240	238
3	1:17.944	25.788	188	19.342	233	32.814	238	246		9	1:16.298	25.571	189	19.128	235	31.599	239	245
4	1:17.020	25.685	188	19.514	234	31.821	240	245		10	1:18.061	25.565	189	19.184	236	33.312	240	245
5	1:16.527	25.512	190	19.299	235	31.716	240	245		11	1:16.483	25.649	188	19.158	235	31.676	238	245
6	1:21.658	26.076	187	19.839	233			247		12	1:44.227	31.167	143	26.504	145			227

7 Bruno Spengler , BMW M4 DTM / CAN										theoretical besttime: 1:17.097								
Lap	Time	S1	V1	S2	V2	S3	V3	Vmax		Lap	Time	S1	V1	S2	V2	S3	V3	Vmax
1	2:12.686		125	28.929	163					7	6:51.953	5:51.819	152	24.152	167	35.982	237	
2	1:56.461	58.590	174	23.122	221	34.749	239			8	1:20.235	27.617	186	20.405	228	32.213	239	245
3	1:20.459	27.123	187	20.823	229	32.513	244	244		9	1:17.471	25.909	190	19.611	235	31.951	244	245
4	1:18.120	26.207	189	19.812	232	32.101	242	249		10	1:17.097	25.866	189	19.517	233	31.714	241	248
5	1:17.455	25.949	189	19.654	234	31.852	241	249		11	1:39.434	30.842	156	23.511	203			245
6	1:21.414	25.898	190	19.603	232			248										

11 Marco Wittmann , BMW M4 DTM / DEU										theoretical besttime: 1:16.484								
Lap	Time	S1	V1	S2	V2	S3	V3	Vmax		Lap	Time	S1	V1	S2	V2	S3	V3	Vmax
1	2:03.280		172	23.794	221	36.637	238			7	6:15.892	5:14.969	174	24.423	209	36.500	243	
2	1:22.310	28.713	185	20.749	230	32.848	245	244		8	1:21.826	27.314	187	20.104	232	34.408	243	245
3	1:17.649	25.951	189	19.848	234	31.850	239	249		9	1:16.905	25.897	190	19.359	235	31.649	243	250
4	1:17.191	25.922	190	19.489	234	31.780	242	248		10	1:16.551	25.673	190	19.374	236	31.504	241	250
5	1:16.729	25.621	190	19.403	235	31.705	241	249		11	1:16.834	25.697	190	19.447	234	31.690	243	249
6	1:22.359	25.877	189	19.806	232			249		12	1:42.448	30.247	149	24.124	158			234

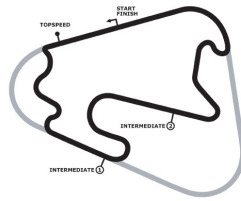
15 Augusto Farfus , BMW M4 DTM / BRA										theoretical besttime: 1:16.741								
Lap	Time	S1	V1	S2	V2	S3	V3	Vmax		Lap	Time	S1	V1	S2	V2	S3	V3	Vmax
1	1:42.573		166	23.886	209	37.114	240			7	5:57.045	4:59.773	171	22.905	219	34.367	237	
2	1:22.644	28.613	184	20.443	228	33.588	241	245		8	1:21.489	28.215	186	20.609	227	32.665	246	245
3	1:17.937	26.132	189	19.755	233	32.050	241	249		9	1:18.131	25.925	189	19.960	230	32.246	242	248
4	1:17.196	25.755	189	19.497	234	31.944	243	245		10	1:16.804	25.742	189	19.375	235	31.687	245	250
5	1:17.106	25.730	189	19.474	235	31.902	242	245		11	1:17.079	25.679	189	19.520	235	31.880	240	248
6	1:22.035	25.769	188	19.621	232			249		12	1:26.497	25.991	188	19.501	234			247

Motorsport Festival Lausitzring

Lausitzring, length 3478 m

19. - 21.05.2017

DTM



DMSB-Reg.No.: 140/2017

Lap Analysis qualifying 1, 20.05.2017

16 Timo Glock , BMW M4 DTM / DEU

theoretical besttime: 1:16.424

Lap	Time	S1	V1	S2	V2	S3	V3	Vmax	Lap	Time	S1	V1	S2	V2	S3	V3	Vmax
1	2:01.084		169	25.142	187	36.469	237		6	7:40.468	6:37.735	171	23.766	197	38.967	237	
2	1:20.226	27.662	186	20.276	229	32.288	245	242	7	1:27.135	27.346	186	20.245	228	39.544	237	242
3	1:17.193	25.832	189	19.583	234	31.778	241	246	8	1:18.202	25.811	189	19.570	230	32.821	241	246
4	1:16.779	25.637	189	19.324	234	31.818	242	247	9	1:16.424	25.589	188	19.200	235	31.635	240	247
5	1:25.193	25.696	189	20.917	215			245	10	1:25.672	25.589	188	19.502	232			248

22 Lucas Auer , Mercedes-AMG C 63 DTM BWT / AUT

theoretical besttime: 1:16.084

Lap	Time	S1	V1	S2	V2	S3	V3	Vmax	Lap	Time	S1	V1	S2	V2	S3	V3	Vmax
1	2:05.170		167	23.449	221	38.265	233		7	6:23.785	5:26.837	173	22.691	225	34.257	235	
2	1:26.436	28.035	124	23.322	168	35.079	237	240	8	1:24.516	27.014	188	19.919	229	37.583	237	240
3	1:18.062	26.303	189	19.860	233	31.899	237	243	9	1:19.977	26.219	188	19.408	233	34.350	238	244
4	1:16.850	25.774	189	19.304	234	31.772	237	242	10	1:16.193	25.660	190	19.096	235	31.437	238	244
5	1:16.524	25.551	190	19.341	235	31.632	238	244	11	1:17.573	25.571	188	19.187	233	32.815	236	244
6	1:20.335	25.929	188	19.693	232			244	12	1:31.206	28.909	187	20.498	230			217

31 Tom Blomqvist , BMW M4 DTM / GBR

theoretical besttime: 1:16.424

Lap	Time	S1	V1	S2	V2	S3	V3	Vmax	Lap	Time	S1	V1	S2	V2	S3	V3	Vmax
1	1:34.998		170	23.708	207				8	4:47.512	3:50.113	176	22.886	225	34.513	240	
2	2:23.746	1:13.877	94	24.616	220	45.253	237		9	1:20.353	27.156	188	20.008	231	33.189	242	246
3	1:20.834	27.965	186	20.182	232	32.687	237	242	10	1:20.041	26.187	188	19.842	231	34.012	242	244
4	1:18.735	26.000	186	19.638	231	33.097	242	247	11	1:16.473	25.614	189	19.308	234	31.551	235	248
5	1:17.004	25.738	188	19.429	235	31.837	241	246	12	1:17.463	25.593	189	19.280	233	32.590	240	247
6	1:16.680	25.649	189	19.301	234	31.730	241	248	13	1:34.695	30.425	183	22.713	209			247
7	1:21.151	25.853	189	19.724	231			247									

33 René Rast , AUTO BILD MOTORSPORT Audi RS 5DTM / DEU

theoretical besttime: 1:16.360

Lap	Time	S1	V1	S2	V2	S3	V3	Vmax	Lap	Time	S1	V1	S2	V2	S3	V3	Vmax
1	1:35.067		116	25.664	201	35.509	230		7	1:21.715	25.646	188	19.735	230			244
2	1:23.616	27.729	185	20.514	230			238	8	6:03.568	5:02.759	181	23.126	192	37.683	241	
3	2:10.366	1:03.995	166	25.759	127	40.612	237		9	1:21.813	27.712	187	20.572	232	33.529	237	244
4	1:24.117	27.700	186	21.860	161	34.557	241	243	10	1:16.420	25.685	189	19.197	235	31.538	238	244
5	1:17.518	26.103	189	19.571	234	31.844	237	244	11	1:16.432	25.625	188	19.232	233	31.575	237	243
6	1:16.513	25.731	189	19.235	233	31.547	238	243	12	1:31.539	31.802	180	20.886	226			216

36 Maxime Martin , BMW M4 DTM / BEL

theoretical besttime: 1:16.404

Lap	Time	S1	V1	S2	V2	S3	V3	Vmax	Lap	Time	S1	V1	S2	V2	S3	V3	Vmax
1	1:32.436		173	23.633	211				7	1:22.842	26.312	188	19.883	232			248
2	2:06.447	1:05.390	165	24.714	221	36.343	237		8	5:58.097	4:59.374	176	23.269	194	35.454	240	
3	1:25.567	28.144	186	22.562	230	34.861	242	246	9	1:22.808	28.321	185	20.655	230	33.832	241	237
4	1:19.589	27.296	186	20.101	233	32.192	242	247	10	1:18.119	26.403	188	19.563	235	32.153	240	247
5	1:16.858	25.726	189	19.471	234	31.661	243	248	11	1:16.404	25.623	190	19.202	233	31.579	238	247
6	1:16.929	25.730	189	19.399	234	31.800	241	248	12	1:38.442	29.119	147	24.974	178			245

48 Edoardo Mortara , Mercedes-AMG C 63 DTM BWT / ITA

theoretical besttime: 1:16.504

Lap	Time	S1	V1	S2	V2	S3	V3	Vmax	Lap	Time	S1	V1	S2	V2	S3	V3	Vmax
1	2:10.425		158	25.823	213	37.571	234		7	6:16.996	5:17.760	165	23.378	217	35.858	236	
2	1:27.438	28.640	185	21.419	228	37.379	239	243	8	1:22.976	28.204	185	20.643	231	34.129	238	243
3	1:19.307	26.632	187	20.086	232	32.589	237	246	9	1:22.076	27.808	186	20.674	231	33.594	240	246
4	1:17.933	25.935	189	19.667	233	32.331	239	245	10	1:16.542	25.748	190	19.281	236	31.513	240	247
5	1:17.363	25.913	189	19.622	236	31.828	237	247	11	1:18.823	25.710	189	20.074	217	33.039	237	245
6	1:22.426	25.992	189	20.022	233			243	12	1:34.217	31.156	181	22.188	193			236

51 Nico Müller , Playboy Audi RS 5 DTM / CHE

theoretical besttime: 1:16.484

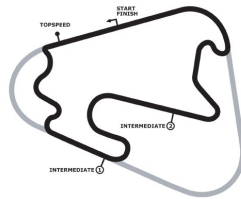
Lap	Time	S1	V1	S2	V2	S3	V3	Vmax	Lap	Time	S1	V1	S2	V2	S3	V3	Vmax
1	2:18.176		155	24.300	176	35.802	211		8	4:23.704	3:25.296	161	23.283	192	35.125	234	
2	1:26.966	29.052	179	21.217	189	36.697	240	204	9	1:23.890	29.161	175	21.224	184	33.505	239	196
3	1:18.327	26.182	188	19.714	233	32.431	237	245	10	1:18.858	26.540	187	19.702	231	32.616	237	244
4	1:17.175	25.884	189	19.461	233	31.830	241	245	11	1:16.987	26.065	189	19.257	235	31.665	243	247
5	1:17.073	25.853	189	19.489	234	31.731	241	243	12	1:16.668	25.732	189	19.252	235	31.684	237	244
6	1:16.732	25.738	189	19.345	233	31.649	242	244	13	1:16.484	25.697	190	19.215	233	31.572	237	243
7	1:23.746	26.473	184	20.833	230			244	14	1:37.421	29.823	167	23.997	167			244

Motorsport Festival Lausitzring

Lausitzring, length 3478 m

19. - 21.05.2017

DTM



DMSB-Reg.No.: 140/2017

Lap Analysis qualifying 1, 20.05.2017

53 Jamie Green , Hoffmann Group Audi RS 5 DTM / GBR										theoretical besttime: 1:16.438							
Lap	Time	S1	V1	S2	V2	S3	V3	Vmax	Lap	Time	S1	V1	S2	V2	S3	V3	Vmax
1	1:45.660		135	25.601	108	37.212	236		7	1:21.112	25.635	188	19.595	232			245
2	1:24.808	26.507	186	19.959	231			241	8	6:06.743	5:08.396	181	23.365	137	34.982	236	
3	2:11.790	1:14.088	182	22.579	145	35.123	236		9	1:21.601	26.809	187	20.513	183	34.279	242	243
4	1:20.117	26.468	187	20.237	180	33.412	240	241	10	1:16.644	25.538	188	19.425	232	31.681	242	244
5	1:17.038	25.837	187	19.366	233	31.835	236	245	11	1:16.560	25.566	188	19.248	232	31.746	236	243
6	1:16.815	25.753	188	19.410	232	31.652	239	245	12	1:36.436	29.585	131	24.852	163			244

63 Maro Engel , Mercedes-AMG C 63 DTM SILBERPFEIL Energy / DEU										theoretical besttime: 1:16.726							
Lap	Time	S1	V1	S2	V2	S3	V3	Vmax	Lap	Time	S1	V1	S2	V2	S3	V3	Vmax
1	2:26.712		172	22.527	221	34.637	234		7	6:38.785	5:42.699	180	21.909	226	34.177	230	
2	1:25.336	27.634	189	20.748	228	36.954	238	239	8	1:20.698	27.239	187	20.451	230	33.008	238	237
3	1:20.768	26.426	187	19.883	229	34.459	237	245	9	1:17.712	25.943	189	19.525	233	32.244	238	244
4	1:17.053	25.860	188	19.444	233	31.749	238	243	10	1:16.775	25.687	188	19.321	233	31.767	238	244
5	1:16.869	25.702	189	19.290	236	31.877	238	245	11	1:16.970	25.712	189	19.383	232	31.875	236	243
6	1:22.448	26.189	188	20.191	231			245	12	1:36.081	30.809	144	24.050	199			243

77 Loic Duval , Castrol EDGE Audi RS 5 DTM / FRA										theoretical besttime: 1:16.968							
Lap	Time	S1	V1	S2	V2	S3	V3	Vmax	Lap	Time	S1	V1	S2	V2	S3	V3	Vmax
1	2:08.460		166	24.369	202	38.600	228		8	1:23.356	28.122	178	20.744	224	34.490	238	238
2	1:26.687	28.864	178	21.149	215	36.674	240	233	9	1:21.210	28.774	185	20.068	229	32.368	237	244
3	1:18.303	26.260	188	19.645	232	32.398	236	245	10	1:16.981	25.731	189	19.538	232	31.712	241	246
4	1:17.716	26.009	188	19.733	232	31.974	241	243	11	1:19.272	25.861	188	19.535	232	33.876	240	243
5	1:17.586	25.721	189	20.038	233	31.827	241	247	12	1:19.036	25.782	188	19.620	230	33.634	232	244
6	1:24.858	25.956	187	21.852	216			246	13	1:40.308	32.005	153	24.289	162			233
7	5:36.891	4:38.697	161	23.172	215	35.022	234										

99 Mike Rockenfeller , Schaeffler Audi RS 5 DTM / DEU										theoretical besttime: 1:16.479							
Lap	Time	S1	V1	S2	V2	S3	V3	Vmax	Lap	Time	S1	V1	S2	V2	S3	V3	Vmax
1	1:39.984		157	24.220	194	36.369	234		8	4:38.982	3:40.604	176	23.082	193	35.296	228	
2	1:22.422	28.261	184	20.607	227	33.554	240	240	9	1:21.029	27.888	184	20.494	230	32.647	240	237
3	1:18.486	26.443	189	19.898	234	32.145	240	247	10	1:18.534	26.340	189	19.758	233	32.436	241	247
4	1:17.131	25.884	190	19.435	235	31.812	241	247	11	1:16.629	25.741	190	19.284	235	31.604	241	248
5	1:16.807	25.813	190	19.366	235	31.628	242	247	12	1:16.506	25.654	191	19.311	235	31.541	240	248
6	1:16.727	25.732	190	19.365	235	31.630	240	249	13	1:16.755	25.723	191	19.309	236	31.723	238	245
7	1:21.700	25.778	190	20.034	231			247	14	1:39.387	31.838	168	24.162	173			217