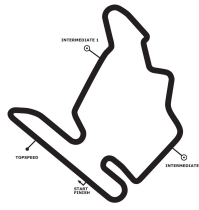


DTM Budapest

Hungaroring, length 4381 m

16. - 18.06.2017

DTM



-Reg.No.: K-0294/2017.05.30.

Lap Analysis free practice 1, 16.06.2017

2 Gary Paffett , Mercedes-AMG C 63 DTM Mercedes me / GBR									theoretical besttime: 1:37.902								
Lap	Time	S1	V1	S2	V2	S3	V3	Vmax	Lap	Time	S1	V1	S2	V2	S3	V3	Vmax
1	2:21.704		209	37.414	191	34.853	194		10	1:40.211	35.980	229	36.305	188	27.926	195	236
2	1:38.830	36.037	226	35.616	192	27.177	194	228	11	1:40.158	35.938	230	36.270	188	27.950	195	235
3	1:38.044	35.805	225	35.109	191	27.130	194	230	12	1:40.004	36.013	230	36.117	190	27.874	195	235
4	1:38.291	35.663	225	35.368	191	27.260	194	230	13	1:40.377	36.129	225	36.276	188	27.972	192	236
5	1:38.912	35.719	225	35.667	188	27.526	193	230	14	1:41.703	37.052	225	36.517	187	28.134	192	229
6	1:39.285	35.822	225	35.737	187	27.726	192	229	15	1:42.787	36.363	224	38.215	188	28.209	190	229
7	1:39.695	35.984	225	35.921	189	27.790	193	230	16	1:41.350	36.507	225	36.699	189	28.144	189	229
8	1:40.686	36.386	225	36.242	187	28.058	189	230	17	1:41.242	36.480	225	36.605	189	28.157	192	228
9	1:40.309	36.112	224	36.426	186	27.771	196	234	18	1:46.065	36.926	224	37.624	183			227

3 Paul Di Resta , Mercedes-AMG C 63 DTM / GBR									theoretical besttime: 1:37.647								
Lap	Time	S1	V1	S2	V2	S3	V3	Vmax	Lap	Time	S1	V1	S2	V2	S3	V3	Vmax
1	3:37.134		183	42.423	179	28.776	192		10	1:39.274	35.667	228	35.854	187	27.753	194	236
2	1:41.461	36.628	206	37.333	187	27.500	193	223	11	1:39.125	35.574	230	35.797	188	27.754	193	236
3	1:38.324	36.146	225	35.189	192	26.989	196	230	12	1:39.255	35.912	225	35.785	190	27.558	192	230
4	1:37.687	35.482	226	35.222	191	26.983	194	230	13	1:39.495	35.961	225	35.839	189	27.695	193	230
5	1:38.055	35.500	225	35.373	191	27.182	192	230	14	1:48.439	36.725	218	40.361	184	31.353	193	229
6	1:38.261	35.775	225	35.250	191	27.236	192	230	15	1:39.789	36.093	225	35.960	187	27.736	184	229
7	1:38.214	35.581	225	35.286	192	27.347	191	230	16	1:40.476	36.513	225	36.210	188	27.753	196	229
8	1:40.944	35.770	225	35.712	186	29.462	197	230	17	1:51.522	37.500	177	38.497	181			229
9	1:38.954	35.475	226	35.868	187	27.611	194	237									

5 Mattias Ekström , Red Bull Audi RS 5 DTM / SWE									theoretical besttime: 1:36.846								
Lap	Time	S1	V1	S2	V2	S3	V3	Vmax	Lap	Time	S1	V1	S2	V2	S3	V3	Vmax
1	2:19.914		179	41.939	151				10	1:38.399	35.574	221	35.385	187	27.440	190	236
2	2:24.194	1:11.250	180	39.973	174				11	1:44.873	35.868	218	40.735	175	28.270	193	231
3	2:23.087	1:16.644	190	38.557	185	27.886	192		12	1:38.314	35.737	219	35.422	188	27.155	194	235
4	1:46.716	36.747	220	42.331	187	27.638	191	225	13	1:38.820	35.767	220	35.501	188	27.552	190	234
5	1:37.129	35.563	219	34.587	191	26.979	192	225	14	1:38.817	35.894	220	35.555	188	27.368	195	231
6	1:36.986	35.374	221	34.727	192	26.885	191	228	15	1:39.033	35.673	221	35.986	189	27.374	190	235
7	1:37.425	35.508	222	34.859	192	27.058	192	227	16	1:44.797	36.222	197	36.655	185			236
8	1:37.477	35.551	220	34.895	192	27.031	192	226	17	2:28.340	1:16.330	200	38.474	176			
9	1:37.739	35.465	223	34.991	189	27.283	192	233									

6 Robert Wickens , Mercedes-AMG C 63 DTM Mercedes me / CAN									theoretical besttime: 1:37.413								
Lap	Time	S1	V1	S2	V2	S3	V3	Vmax	Lap	Time	S1	V1	S2	V2	S3	V3	Vmax
1	1:54.340		213	39.145	181	29.487	194		10	1:39.376	35.972	225	35.862	188	27.542	191	229
2	1:38.447	36.028	224	35.299	189	27.120	195	228	11	1:39.427	35.900	230	35.893	186	27.634	194	229
3	1:38.200	36.358	225	34.924	192	26.918	195	230	12	1:39.145	35.686	230	35.846	188	27.613	194	236
4	1:37.888	35.631	225	35.182	191	27.075	194	230	13	1:39.602	35.868	230	35.975	188	27.759	191	237
5	1:37.716	35.571	225	35.030	192	27.115	193	230	14	1:41.005	35.878	228	36.334	187	28.793	190	237
6	1:38.738	35.855	225	35.478	188	27.405	193	229	15	1:40.256	36.129	226	36.483	188	27.644	193	229
7	1:39.234	35.965	223	35.737	189	27.532	192	229	16	1:39.929	36.111	224	36.010	188	27.808	194	229
8	1:42.219	36.377	204	36.369	187	29.473	192	230	17	1:39.992	36.191	225	36.019	188	27.782	192	229
9	1:39.661	36.163	224	35.882	183	27.616	192	230	18	1:44.357	36.163	225	36.932	184			228

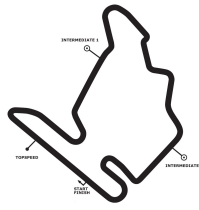
7 Bruno Spengler , BMW M4 DTM / CAN									theoretical besttime: 1:37.275								
Lap	Time	S1	V1	S2	V2	S3	V3	Vmax	Lap	Time	S1	V1	S2	V2	S3	V3	Vmax
1	2:08.183		186	41.042	178	30.827	191		9	1:38.160	35.597	227	35.243	192	27.320	196	228
2	1:38.678	36.182	221	35.278	192	27.218	193	226	10	1:38.153	35.291	230	35.501	191	27.361	196	238
3	1:37.578	35.476	223	35.039	188	27.063	193	228	11	1:43.435	35.459	229	35.772	189			237
4	1:37.587	35.542	224	34.921	191	27.124	193	229	12	5:01.122	3:57.357	222	35.905	188	27.860	191	
5	1:42.729	37.339	220	36.527	189	28.863	189	230	13	1:39.192	36.008	222	35.650	190	27.534	192	226
6	1:37.607	35.495	224	34.942	192	27.170	195	228	14	1:39.084	35.800	223	35.807	192	27.477	192	229
7	1:37.721	35.465	223	35.065	192	27.191	193	229	15	1:38.933	35.860	223	35.529	192	27.544	191	228
8	1:38.083	35.471	223	35.235	193	27.377	192	229	16	1:45.494	35.881	228	37.000	182			227

DTM Budapest

Hungaroring, length 4381 m

16. - 18.06.2017

DTM



-Reg.No.: K-0294/2017.05.30.

Lap Analysis free practice 1, 16.06.2017

11 Marco Wittmann , BMW M4 DTM / DEU

theoretical besttime: 1:36.941

Lap	Time	S1	V1	S2	V2	S3	V3	Vmax	Lap	Time	S1	V1	S2	V2	S3	V3	Vmax
1	3:20.501		169	40.017	183	30.160	192		9	1:38.840	35.682	224	35.648	191	27.510	191	228
2	1:38.313	36.189	222	35.028	191	27.096	191	223	10	1:39.112	35.864	223	35.654	190	27.594	192	227
3	1:37.143	35.405	222	34.664	188	27.074	193	227	11	1:38.845	35.891	223	35.381	191	27.573	192	227
4	1:36.984	35.440	224	34.626	193	26.918	191	228	12	1:39.131	35.900	223	35.576	190	27.655	191	228
5	1:38.158	35.397	223	35.536	192	27.225	190	227	13	1:42.485	35.913	223	35.788	189			228
6	1:37.850	35.644	223	35.038	193	27.168	194	228	14	3:45.413	2:38.474	222	36.064	186			
7	1:38.129	35.697	223	35.162	191	27.270	191	228	15	2:56.571	1:51.713	221	36.716	188	28.142	187	
8	1:38.656	35.750	223	35.460	191	27.446	193	228	16	1:45.549	36.776	219	36.646	183			223

15 Augusto Farfus , BMW M4 DTM / BRA

theoretical besttime: 1:37.034

Lap	Time	S1	V1	S2	V2	S3	V3	Vmax	Lap	Time	S1	V1	S2	V2	S3	V3	Vmax
1	2:51.902		208	40.043	186	32.888	193		10	1:38.925	35.873	223	35.471	190	27.581	196	227
2	1:38.370	36.166	222	35.089	191	27.115	194	226	11	1:45.391	36.057	223	39.050	165	30.284	191	227
3	1:37.583	35.694	222	34.915	190	26.974	194	228	12	1:39.396	36.171	222	35.711	191	27.514	192	226
4	1:37.034	35.581	222	34.570	190	26.883	194	228	13	1:38.775	35.876	222	35.374	192	27.525	193	228
5	1:37.977	35.842	223	34.944	191	27.191	194	227	14	1:39.488	35.914	223	35.887	187	27.687	192	228
6	1:40.737	35.826	223	36.045	179	28.866	192	227	15	1:38.761	35.844	230	35.464	194	27.453	198	233
7	1:38.307	35.717	222	35.257	191	27.333	193	227	16	1:38.740	35.671	230	35.527	193	27.542	195	237
8	1:38.552	35.842	224	35.227	192	27.483	193	227	17	1:42.676	35.812	229	35.712	190			236
9	1:38.825	35.904	222	35.339	188	27.582	192	227	18	2:37.791	1:21.824	186	40.918	164			

16 Timo Glock , BMW M4 DTM / DEU

theoretical besttime: 1:37.138

Lap	Time	S1	V1	S2	V2	S3	V3	Vmax	Lap	Time	S1	V1	S2	V2	S3	V3	Vmax
1	2:19.030		186	41.054	167				10	1:38.449	35.634	224	35.384	192	27.431	193	228
2	2:45.101	1:38.222	172	38.284	181	28.595	192		11	1:38.768	35.793	224	35.535	192	27.440	193	228
3	1:51.112	36.890	219	39.245	170	34.977	194	225	12	1:38.695	35.834	223	35.544	192	27.317	193	229
4	1:37.327	35.436	225	34.953	194	26.938	195	228	13	1:38.844	35.896	224	35.457	192	27.491	193	229
5	1:37.138	35.279	224	34.925	193	26.934	194	230	14	1:38.790	35.917	224	35.411	193	27.462	192	229
6	1:37.444	35.444	224	35.000	193	27.000	193	230	15	1:38.713	35.691	230	35.481	192	27.541	194	228
7	1:38.176	35.501	225	35.279	194	27.396	193	230	16	1:38.428	35.430	231	35.576	195	27.422	193	237
8	1:38.216	35.624	225	35.265	191	27.327	192	229	17	1:42.620	35.605	230	36.201	189			236
9	1:38.178	35.719	224	35.295	193	27.164	193	229	18	2:21.358	1:06.679	208	39.139	174			

22 Lucas Auer , Mercedes-AMG C 63 DTM BWT / AUT

theoretical besttime: 1:37.123

Lap	Time	S1	V1	S2	V2	S3	V3	Vmax	Lap	Time	S1	V1	S2	V2	S3	V3	Vmax
1	2:40.876		201	39.661	178	28.630	192		10	1:38.709	35.372	230	35.772	187	27.565	195	237
2	1:39.037	36.219	223	35.787	188	27.031	193	227	11	1:38.511	35.409	230	35.618	192	27.484	196	236
3	1:37.471	35.587	224	35.015	192	26.869	194	229	12	1:39.016	35.667	225	35.760	188	27.589	193	237
4	1:37.183	35.384	224	34.890	192	26.909	194	229	13	1:39.037	35.855	225	35.654	190	27.528	197	230
5	1:37.476	35.364	224	34.974	192	27.138	193	229	14	1:39.480	35.947	225	35.884	189	27.649	192	230
6	1:38.022	35.524	224	35.291	189	27.207	193	229	15	1:39.169	35.815	225	35.716	190	27.638	195	229
7	1:38.245	35.556	224	35.412	190	27.277	194	230	16	1:39.413	35.884	225	35.761	190	27.768	193	229
8	1:38.504	35.646	224	35.504	190	27.354	194	230	17	1:39.469	35.843	225	35.932	188	27.694	198	229
9	1:38.346	35.444	230	35.483	190	27.419	194	236	18	1:48.456	38.610	218	38.206	180			227

31 Tom Blomqvist , BMW M4 DTM / GBR

theoretical besttime: 1:37.448

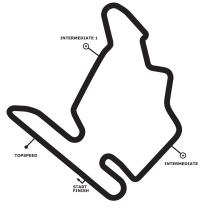
Lap	Time	S1	V1	S2	V2	S3	V3	Vmax	Lap	Time	S1	V1	S2	V2	S3	V3	Vmax
1	3:17.487		171	41.315	176				10	1:39.141	35.888	225	35.601	190	27.652	198	231
2	2:04.179	55.978	209	38.873	169	29.328	194		11	1:38.447	35.652	225	35.455	190	27.340	195	238
3	1:39.722	35.665	225	35.827	184	28.230	195	230	12	1:38.830	35.810	230	35.633	190	27.387	194	230
4	1:40.340	35.281	225	36.739	184	28.320	194	231	13	1:38.652	35.379	231	35.714	191	27.559	197	239
5	1:37.610	35.389	225	35.024	191	27.197	195	230	14	1:42.429	35.572	225	36.223	185			237
6	1:37.587	35.285	225	35.098	191	27.204	193	231	15	3:04.107	1:59.500	167	36.782	185	27.825	195	
7	1:39.721	36.909	225	35.571	189	27.241	194	231	16	1:40.852	36.107	223	36.949	186	27.796	193	228
8	1:37.979	35.502	224	35.334	191	27.143	194	231	17	1:50.707	38.410	189	39.699	175			225
9	1:38.654	35.422	225	35.866	190	27.366	193	231									

DTM Budapest

Hungaroring, length 4381 m

16. - 18.06.2017

DTM



-Reg.No.: K-0294/2017.05.30.

Lap Analysis free practice 1, 16.06.2017

33 René Rast , AUTO BILD MOTORSPORT Audi RS 5DTM / DEU										theoretical besttime: 1:36.669							
Lap	Time	S1	V1	S2	V2	S3	V3	Vmax	Lap	Time	S1	V1	S2	V2	S3	V3	Vmax
1	2:39.940		187	40.774	172				10	1:37.736	35.546	225	35.074	194	27.116	194	229
2	2:53.974	1:46.816	158	38.497	183	28.661	190		11	1:37.588	35.387	225	35.128	192	27.073	197	233
3	1:40.060	36.798	216	35.857	187	27.405	192	228	12	1:37.499	35.256	230	35.089	194	27.154	197	239
4	1:37.320	35.647	224	34.806	194	26.867	193	230	13	1:37.933	35.306	230	35.314	192	27.313	196	240
5	1:37.079	35.532	223	34.661	195	26.886	193	230	14	1:47.591	35.268	232	38.435	179	33.888	197	238
6	1:37.905	35.435	225	35.469	191	27.001	194	231	15	1:38.160	35.217	232	35.600	190	27.343	193	240
7	1:37.114	35.353	224	34.808	192	26.953	193	231	16	1:37.893	35.510	230	35.147	191	27.236	199	241
8	1:37.136	35.333	224	34.860	195	26.943	193	231	17	1:40.131	35.141	230	37.036	181	27.954	191	238
9	1:37.822	35.351	224	35.262	192	27.209	195	230	18	1:57.232	37.586	183	39.979	177			233

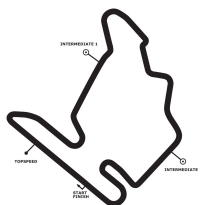
36 Maxime Martin , BMW M4 DTM / BEL										theoretical besttime: 1:37.529							
Lap	Time	S1	V1	S2	V2	S3	V3	Vmax	Lap	Time	S1	V1	S2	V2	S3	V3	Vmax
1	2:03.206		178	40.767	178	28.978	192		9	1:39.216	35.696	225	35.947	183	27.573	195	230
2	1:38.425	36.093	223	35.402	189	26.930	194	229	10	1:39.427	35.496	230	36.234	186	27.697	196	238
3	1:38.147	35.399	225	35.654	189	27.094	192	231	11	1:39.753	35.777	228	36.139	186	27.837	190	238
4	1:40.527	35.401	226	36.876	187	28.250	195	231	12	1:47.623	36.803	225	36.689	183			228
5	1:37.823	35.246	225	35.450	189	27.127	194	232	13	3:04.271	1:57.123	221	38.687	179	28.461	190	
6	1:37.965	35.378	225	35.353	187	27.234	194	230	14	1:46.451	36.675	218	38.545	178	31.231	190	228
7	1:38.801	35.657	224	35.708	187	27.436	193	231	15	2:00.488	40.895	176	42.770	146			228
8	1:38.855	35.602	225	35.774	187	27.479	193	231	16	2:42.864	1:28.240	205	40.067	176			

48 Edoardo Mortara , Mercedes-AMG C 63 DTM BWT / ITA										theoretical besttime: 1:38.734							
Lap	Time	S1	V1	S2	V2	S3	V3	Vmax	Lap	Time	S1	V1	S2	V2	S3	V3	Vmax
1	5:28.288		161	43.011	179	31.103	193		9	1:39.690	35.750	228	36.169	189	27.771	194	237
2	1:51.967	44.576	208	39.060	190	28.331	196	229	10	1:47.110	35.901	228	37.552	179	33.657	192	237
3	1:39.522	36.223	224	35.779	192	27.520	195	230	11	1:40.011	36.148	225	36.053	188	27.810	193	230
4	1:38.846	35.862	224	35.476	193	27.508	192	230	12	1:40.460	36.042	225	36.328	188	28.090	192	230
5	1:41.284	35.822	224	37.360	186	28.102	194	230	13	1:40.602	36.202	225	36.295	186	28.105	195	229
6	1:39.713	35.930	224	36.039	184	27.744	193	231	14	1:44.761	36.104	225	36.638	181			230
7	1:39.513	35.867	223	35.991	189	27.655	193	230	15	4:41.691	3:21.787	208	40.918	155			
8	1:39.723	36.001	224	35.916	190	27.806	196	231									

51 Nico Müller , Playboy Audi RS 5 DTM / CHE										theoretical besttime: 1:36.564							
Lap	Time	S1	V1	S2	V2	S3	V3	Vmax	Lap	Time	S1	V1	S2	V2	S3	V3	Vmax
1	2:56.016		171	45.085	162				9	1:41.314	36.946	220	36.441	186	27.927	192	225
2	2:33.424	1:19.904	195	42.901	176	30.619	188		10	1:39.184	35.937	222	35.602	188	27.645	188	225
3	1:43.563	37.132	218	35.827	191	30.604	191	225	11	1:39.042	35.916	222	35.518	185	27.608	191	225
4	1:37.167	35.696	223	34.582	194	26.889	196	227	12	1:39.231	35.864	221	35.856	188	27.511	194	226
5	1:36.564	35.346	220	34.411	194	26.807	193	228	13	1:39.085	35.786	220	35.730	186	27.569	191	225
6	1:40.958	35.359	222	34.710	191			227	14	1:38.869	35.676	225	35.650	187	27.543	195	228
7	6:05.308	5:01.797	219	35.837	187	27.674	188		15	1:42.754	36.732	216	37.136	182	28.886	191	231
8	1:39.027	36.128	219	35.476	189	27.423	189	223	16	1:49.274	37.894	197	38.335	177			224

53 Jamie Green , Hoffmann Group Audi RS 5 DTM / GBR										theoretical besttime: 1:36.850							
Lap	Time	S1	V1	S2	V2	S3	V3	Vmax	Lap	Time	S1	V1	S2	V2	S3	V3	Vmax
1	2:10.988		186	41.034	172				10	1:37.861	35.465	225	35.246	189	27.150	192	230
2	2:16.590	1:07.798	188	37.537	188				11	1:37.557	35.213	231	35.239	193	27.105	196	235
3	2:23.726	1:16.397	222	36.616	183	30.713	194		12	1:37.361	35.381	225	34.994	192	26.986	197	239
4	1:39.149	35.579	225	35.931	185	27.639	193	229	13	1:37.373	35.288	226	35.052	192	27.033	197	239
5	1:37.874	35.461	225	35.363	188	27.050	193	229	14	1:37.302	35.295	226	34.903	191	27.104	197	240
6	1:37.125	35.488	225	34.740	194	26.897	195	230	15	1:39.052	35.508	226	35.193	192	28.351	194	231
7	1:37.215	35.355	225	34.761	191	27.099	195	232	16	1:37.792	35.459	226	35.062	195	27.271	193	232
8	1:37.197	35.350	225	34.825	192	27.022	195	230	17	1:38.307	35.657	226	35.414	188	27.236	192	230
9	1:37.593	35.514	225	34.970	190	27.109	192	230	18	1:48.032	36.152	224	36.473	183			227

DTM Budapest
 Hungaroring, length 4381 m
 16. - 18.06.2017
 DTM



-Reg.No.: K-0294/2017.05.30.

Lap Analysis free practice 1, 16.06.2017

63 Maro Engel , Mercedes-AMG C 63 DTM SILBERPFEIL Energy / DEU theoretical besttime: 1:37.327

Lap	Time	S1	V1	S2	V2	S3	V3	Vmax	Lap	Time	S1	V1	S2	V2	S3	V3	Vmax
1	2:13.698		155	41.124	180				10	1:39.575	35.733	223	35.978	188	27.864	191	235
2	2:38.103	1:32.327	202	37.524	183	28.252	194		11	1:39.880	35.812	222	35.934	189	28.134	192	233
3	1:38.716	36.392	222	35.259	189	27.065	194	228	12	1:39.752	35.928	228	36.027	188	27.797	193	234
4	1:37.903	35.624	223	35.445	191	26.834	193	228	13	1:39.527	35.943	223	35.951	189	27.633	194	229
5	1:37.532	35.485	222	35.008	192	27.039	192	228	14	1:39.682	36.175	222	35.787	189	27.720	191	228
6	1:38.023	35.705	222	35.097	192	27.221	193	228	15	1:39.560	35.963	222	35.794	189	27.803	196	227
7	1:38.880	35.725	223	35.714	189	27.441	190	229	16	1:39.543	36.000	223	35.729	189	27.814	193	229
8	1:39.119	35.978	222	35.668	188	27.473	192	229	17	1:44.089	36.746	223	36.281	188			229
9	1:39.247	35.705	222	35.797	187	27.745	194	229	18	2:56.213	1:40.655	186	39.317	135			

77 Loic Duval , Castrol EDGE Audi RS 5 DTM / FRA theoretical besttime: 1:37.368

Lap	Time	S1	V1	S2	V2	S3	V3	Vmax	Lap	Time	S1	V1	S2	V2	S3	V3	Vmax
1	2:05.177		201	40.485	179	30.327	193		9	7:48.159	6:43.137	216	37.558	185	27.464	191	
2	1:39.556	36.156	219	36.091	182	27.309	193	224	10	1:39.457	35.808	220	36.165	190	27.484	190	226
3	1:38.240	35.558	221	35.738	188	26.944	193	227	11	1:38.718	36.038	221	35.447	189	27.233	192	225
4	1:46.624	40.049	181	37.521	189	29.054	191	227	12	1:38.424	35.758	222	35.418	191	27.248	187	225
5	1:37.487	35.436	222	35.037	190	27.014	194	227	13	1:38.706	35.859	222	35.545	191	27.302	188	227
6	1:38.089	35.546	223	35.513	189	27.030	196	226	14	1:42.960	35.868	221	35.659	189	31.433	189	225
7	1:37.747	35.446	224	35.406	193	26.895	192	236	15	1:56.565	39.017	162	41.694	165			221
8	1:50.735	39.311	199	37.457	189			228									

99 Mike Rockenfeller , Schaeffler Audi RS 5 DTM / DEU theoretical besttime: 1:36.305

Lap	Time	S1	V1	S2	V2	S3	V3	Vmax	Lap	Time	S1	V1	S2	V2	S3	V3	Vmax
1	1:51.250		196	38.410	178	28.117	194		11	1:37.347	35.256	231	35.097	189	26.994	195	236
2	1:38.581	36.319	221	35.305	188	26.957	194	225	12	1:37.752	35.341	229	35.179	192	27.232	196	236
3	1:37.431	35.678	223	35.059	191	26.694	194	227	13	1:44.182	38.472	178	37.852	188	27.858	195	237
4	1:36.832	35.222	223	34.963	191	26.647	194	227	14	1:37.828	35.438	228	35.321	191	27.069	196	235
5	1:36.404	35.236	223	34.519	193	26.649	196	228	15	1:37.502	35.349	229	35.166	194	26.987	195	236
6	1:39.157	35.786	224	36.062	186	27.309	193	228	16	1:37.619	35.305	230	35.098	192	27.216	196	237
7	1:37.028	35.264	229	34.996	193	26.768	197	235	17	1:38.559	35.395	230	35.436	191	27.728	199	237
8	1:37.358	35.212	229	35.273	192	26.873	195	237	18	1:38.037	35.638	229	35.348	192	27.051	199	236
9	1:37.226	35.274	231	35.212	190	26.740	197	237	19	1:48.772	36.528	218	36.913	182			232
10	1:36.922	35.139	230	34.969	192	26.814	196	237									