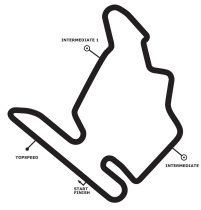


DTM Budapest

Hungaroring, length 4381 m

16. - 18.06.2017

DTM



-Reg.No.: K-0294/2017.05.30.

Lap Analysis free practice 2, 17.06.2017

2 Gary Paffett , Mercedes-AMG C 63 DTM Mercedes me / GBR										theoretical besttime: 1:37.207								
Lap	Time	S1	V1	S2	V2	S3	V3	Vmax		Lap	Time	S1	V1	S2	V2	S3	V3	Vmax
1	3:14.121		162	45.796	166					7	1:37.558	35.672	224	34.865	197	27.021	191	225
2	2:37.939	1:31.324	203	38.543	189	28.072	195			8	1:37.513	35.369	225	34.885	191	27.259	196	226
3	1:38.648	35.480	226	35.887	195	27.281	198	227		9	1:41.335	35.442	226	35.487	193			227
4	1:37.595	35.321	225	35.193	192	27.081	196	227		10	2:37.469	1:34.237	221	35.785	193	27.447	193	
5	1:45.813	35.369	225	36.349	186			227		11	1:37.729	35.333	225	35.093	194	27.303	194	227
6	9:55.514	8:47.875	196	38.124	188	29.515	197			12	1:41.799	35.555	226	35.713	193			226

3 Paul Di Resta , Mercedes-AMG C 63 DTM / GBR										theoretical besttime: 1:36.623								
Lap	Time	S1	V1	S2	V2	S3	V3	Vmax		Lap	Time	S1	V1	S2	V2	S3	V3	Vmax
1	2:39.572		148	49.771	149					8	1:36.908	35.033	226	34.704	196	27.171	196	228
2	3:06.496	2:02.134	219	36.480	187	27.882	193			9	1:49.810	38.726	190	39.121	187			227
3	1:38.842	35.826	224	35.433	191	27.583	194	226		10	7:16.873	6:10.576	211	36.728	191	29.569	191	
4	1:44.597	36.282	211	36.655	188			226		11	1:37.297	35.297	224	34.983	192	27.017	196	226
5	2:18.767	1:11.814	201	38.005	181	28.948	194			12	1:39.641	35.433	190	36.536	188	27.672	193	228
6	1:41.974	37.275	212	37.093	186	27.606	190	226		13	1:37.634	35.342	225	35.035	194	27.257	190	229
7	1:36.712	35.122	225	34.619	195	26.971	190	228		14	1:52.490	41.966	176	38.323	183			191

5 Mattias Ekström , Red Bull Audi RS 5 DTM / SWE										theoretical besttime: 1:35.873								
Lap	Time	S1	V1	S2	V2	S3	V3	Vmax		Lap	Time	S1	V1	S2	V2	S3	V3	Vmax
1	2:34.549		203	38.251	181	30.758	188			9	1:37.748	35.235	223	35.209	191	27.304	200	235
2	1:47.166	41.637	144	36.269	189	29.260	191	221		10	1:43.408	35.598	197	36.813	188			233
3	1:38.226	35.701	221	35.184	193	27.341	194	224		11	6:51.159	5:44.593	197	38.502	183	28.064	192	
4	1:38.439	35.615	224	35.365	187	27.459	193	224		12	1:38.106	35.893	222	35.321	194	26.892	197	224
5	1:38.324	35.496	224	35.539	192	27.289	192	224		13	1:35.996	34.994	223	34.261	197	26.741	194	224
6	1:38.421	35.517	220	35.294	190	27.610	190	225		14	1:35.888	34.961	223	34.259	197	26.668	192	227
7	1:38.368	35.518	220	35.279	193	27.571	190	233		15	1:36.219	34.946	224	34.417	197	26.856	192	227
8	1:38.271	35.443	222	35.417	192	27.411	194	234		16	1:47.961	37.164	197	37.057	185			227

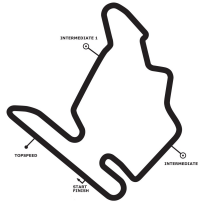
6 Robert Wickens , Mercedes-AMG C 63 DTM Mercedes me / CAN										theoretical besttime: 1:36.516								
Lap	Time	S1	V1	S2	V2	S3	V3	Vmax		Lap	Time	S1	V1	S2	V2	S3	V3	Vmax
1	2:40.912		155	51.580	130					7	1:36.755	35.093	225	34.549	196	27.113	193	227
2	2:57.733	1:47.059	210	40.687	182	29.987	196			8	1:42.414	36.648	222	35.405	192			227
3	1:39.429	36.047	225	35.749	192	27.633	194	225		9	11:05.434	10:01	218	36.310	192	27.640	195	
4	1:42.319	35.768	226	35.777	187			226		10	1:36.970	35.287	223	34.694	194	26.989	194	226
5	2:18.920	1:12.976	216	37.931	188	28.013	194			11	1:37.352	35.372	225	34.722	195	27.258	189	228
6	1:36.804	35.366	225	34.434	196	27.004	194	227		12	1:44.526	35.537	225	37.712	190			226

7 Bruno Spengler , BMW M4 DTM / CAN										theoretical besttime: 1:36.559								
Lap	Time	S1	V1	S2	V2	S3	V3	Vmax		Lap	Time	S1	V1	S2	V2	S3	V3	Vmax
1	2:13.929		199	40.042	180					7	1:45.086	35.924	223	36.641	183			226
2	2:22.292	1:18.653	221	36.043	188	27.596	189			8	11:27.905	10:22	211	36.955	190	28.323	196	
3	1:38.785	35.661	224	35.488	191	27.636	193	225		9	1:36.740	35.306	224	34.649	194	26.785	194	225
4	1:39.206	35.903	224	35.566	191	27.737	190	226		10	1:37.348	35.125	225	34.763	194	27.460	193	226
5	1:39.945	35.867	224	36.055	185	28.023	191	226		11	1:41.903	35.639	223	35.052	190			226
6	1:40.519	35.880	222	36.329	185	28.310	191	225		12	2:16.168	1:08.064	188	36.979	186			

11 Marco Wittmann , BMW M4 DTM / DEU										theoretical besttime: 1:36.621								
Lap	Time	S1	V1	S2	V2	S3	V3	Vmax		Lap	Time	S1	V1	S2	V2	S3	V3	Vmax
1	3:12.585		202	38.824	183	29.041	190			7	3:39.798	2:31.123	222	36.759	182			
2	1:43.235	36.479	222	35.885	188	30.871	190	219		8	10:37.074	9:29.014	208	37.627	189	30.433	191	
3	1:39.370	35.887	223	35.694	188	27.789	190	223		9	1:36.775	35.320	223	34.515	195	26.940	193	225
4	1:40.027	35.791	224	36.104	189	28.132	193	224		10	1:37.221	35.166	223	34.801	192	27.254	193	225
5	1:42.947	35.570	230	36.157	189			234		11	1:38.038	35.494	225	35.024	191	27.520	190	226
6	2:15.590	1:07.156	216	37.046	185					12	1:43.311	35.404	224	35.715	188			234

15 Augusto Farfus , BMW M4 DTM / BRA										theoretical besttime: 1:36.581								
Lap	Time	S1	V1	S2	V2	S3	V3	Vmax		Lap	Time	S1	V1	S2	V2	S3	V3	Vmax
1	2:51.455		207	38.846	185	30.246	189			7	2:26.259	1:17.901	230	36.736	181			
2	1:39.969	36.557	222	35.785	188	27.627	190	221		8	10:50.511	9:40.008	195	40.551	180	29.952	187	
3	1:40.415	36.127	223	36.208	190	28.080	197	223		9	1:44.542	38.763	204	37.812	187	27.967	195	221
4	1:39.872	35.989	223	35.914	191	27.969	194	224		10	1:36.581	35.181	223	34.472	196	26.928	191	225
5	1:40.848	36.023	222	36.457	185	28.368	190	225		11	1:37.703	35.326	223	35.039	191	27.338	196	225
6	1:47.094	38.204	222	36.749	177			224		12	1:45.361	35.469	223	35.074	191			226

DTM Budapest
Hungaroring, length 4381 m
16. - 18.06.2017
DTM



Lap Analysis free practice 2, 17.06.2017

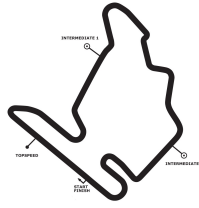
-Reg.No.: K-0294/2017.05.30.

DTM Budapest

Hungaroring, length 4381 m

16. - 18.06.2017

DTM



-Reg.No.: K-0294/2017.05.30.

Lap Analysis free practice 2, 17.06.2017

16 Timo Glock , BMW M4 DTM / DEU									theoretical besttime: 1:36.533								
Lap	Time	S1	V1	S2	V2	S3	V3	Vmax	Lap	Time	S1	V1	S2	V2	S3	V3	Vmax
1	2:14.909		187	40.265	175	29.021	188		7	1:44.358	36.820	215	39.673	172	27.865	193	220
2	1:40.648	36.488	221	36.259	166		192	221	8	1:36.533	35.153	223	34.411	193	26.969	194	224
3	1:39.241	35.870	224	35.675	189	27.696	189	223	9	1:41.986	35.242	224	35.687	190			227
4	1:39.541	35.900	223	35.912	188	27.729	192	224	10	2:30.234	1:23.935	222	35.743	192	30.556	191	
5	1:43.881	35.777	224	36.802	187			225	11	1:45.322	35.379	230	35.706	191			234
6	14:15.395	13:07	208	38.797	177	28.833	187										

22 Lucas Auer , Mercedes-AMG C 63 DTM BWT / AUT									theoretical besttime: 1:36.488								
Lap	Time	S1	V1	S2	V2	S3	V3	Vmax	Lap	Time	S1	V1	S2	V2	S3	V3	Vmax
1	2:35.532		151	50.293	149				8	1:36.608	35.042	225	34.572	195	26.994	190	227
2	2:18.073	1:10.013	215	37.412	187				9	1:40.967	35.154	225	34.880	193			226
3	2:17.479	1:14.271	223	35.722	189	27.486	194		10	9:00.496	7:54.212	219	36.819	159	29.465	196	
4	1:38.885	35.629	225	35.787	192	27.469	194	226	11	1:36.996	35.180	223	34.706	192	27.110	195	226
5	1:42.408	35.746	224	35.865	187			226	12	1:36.897	35.142	224	34.654	192	27.101	197	227
6	2:14.672	1:10.116	216	36.838	189	27.718	193		13	1:37.546	35.150	225	35.051	193	27.345	190	227
7	1:36.704	35.258	224	34.486	194	26.960	191	228	14	1:41.105	35.556	225	35.192	191			225

31 Tom Blomqvist , BMW M4 DTM / GBR									theoretical besttime: 1:36.654								
Lap	Time	S1	V1	S2	V2	S3	V3	Vmax	Lap	Time	S1	V1	S2	V2	S3	V3	Vmax
1	2:08.894		190	39.201	180				7	1:41.136	36.147	221	36.531	187	28.458	191	225
2	2:53.078	1:48.775	217	36.476	187	27.827	188		8	1:44.016	36.133	222	36.166	185			226
3	1:38.641	35.735	223	35.589	190	27.317	194	225	9	12:23.240	11:15	188	38.486	181	29.018	187	
4	1:38.901	35.534	223	35.893	189	27.474	195	225	10	1:39.812	36.796	221	35.736	188	27.280	195	222
5	1:39.706	35.856	222	36.046	189	27.804	188	224	11	1:36.654	35.150	223	34.666	194	26.838	193	227
6	1:40.000	35.969	222	35.930	187	28.101	190	225	12	1:42.165	35.340	223	35.572	186			227

33 René Rast , AUTO BILD MOTORSPORT Audi RS 5DTM / DEU									theoretical besttime: 1:35.704								
Lap	Time	S1	V1	S2	V2	S3	V3	Vmax	Lap	Time	S1	V1	S2	V2	S3	V3	Vmax
1	1:48.530		202	37.713	181				7	1:36.394	35.059	225	34.374	198	26.961	193	228
2	2:10.538	1:07.051	222	36.286	190	27.201	196		8	1:44.927	36.442	195	36.849	189			230
3	1:38.065	35.434	225	35.140	192	27.491	195	225	9	10:53.873	9:49.169	203	36.897	191	27.807	196	
4	1:37.911	35.322	225	35.195	194	27.394	191	226	10	1:35.973	34.898	226	34.549	196	26.526	194	226
5	1:44.357	37.419	215	35.714	193			230	11	1:36.276	34.824	224	34.354	189		195	227
6	2:12.088	1:08.028	212	36.437	196	27.623	195		12	1:42.545	35.693	219	35.956	192			229

36 Maxime Martin , BMW M4 DTM / BEL									theoretical besttime: 1:38.991								
Lap	Time	S1	V1	S2	V2	S3	V3	Vmax	Lap	Time	S1	V1	S2	V2	S3	V3	Vmax
1	2:07.437		189	39.488	180				6	1:41.102	36.012	222	36.714	182	28.376	190	225
2	3:13.663	2:09.879	220	36.130	189	27.654	194		7	1:44.460	36.061	221	36.669	179			224
3	1:39.193	35.950	222	35.696	189	27.547	189	223	8	12:48.727	11:40	209	37.750	181	30.798	191	
4	1:39.208	35.842	222	35.650	186	27.716	185	223	9	1:59.120	44.855	139	39.464	187			225
5	1:39.954	35.794	221	36.014	185	28.146	192	224	10	2:46.911	1:27.067	214	40.833	157			

48 Edoardo Mortara , Mercedes-AMG C 63 DTM BWT / ITA									theoretical besttime: 1:36.407								
Lap	Time	S1	V1	S2	V2	S3	V3	Vmax	Lap	Time	S1	V1	S2	V2	S3	V3	Vmax
1	2:52.155		162	44.782	163				8	1:36.796	35.393	226	34.598	193	26.805	194	228
2	2:20.651	1:10.717	210	38.294	183				9	1:37.198	35.089	225	34.513	194	27.596	183	227
3	2:19.375	1:10.650	220	36.739	189	31.986	195		10	1:46.076	36.702	214	37.043	188			225
4	1:39.758	35.854	224	36.036	189	27.868	193	227	11	8:33.409	7:24.809	193	39.514	188	29.086	198	
5	1:39.401	35.817	224	35.865	188	27.719	194	226	12	1:36.975	35.266	225	34.681	195	27.028	192	228
6	1:44.161	35.801	225	35.623	187			226	13	1:49.866	37.033	209	37.546	191			228
7	2:17.789	1:11.352	208	38.431	184	28.006	195										

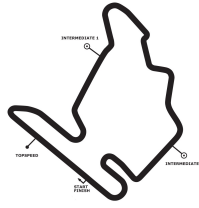
51 Nico Müller , Playboy Audi RS 5 DTM / CHE									theoretical besttime: 1:35.722								
Lap	Time	S1	V1	S2	V2	S3	V3	Vmax	Lap	Time	S1	V1	S2	V2	S3	V3	Vmax
1	2:39.789		179	39.626	177	30.206	190		8	1:37.095	35.398	224	34.608	195	27.089	195	224
2	1:38.656	36.084	222	35.566	187	27.006	192	222	9	1:44.594	35.630	197	37.928	186			231
3	1:42.161	35.525	222	34.978	193			224	10	5:57.838	4:47.477	182	40.704	177	29.657	188	
4	4:26.001	3:17.481	178	39.524	180	28.996	190		11	1:46.223	38.791	195	37.036	187	30.396	196	181
5	1:41.666	38.070	191	35.884	190	27.712	196	193	12	1:42.194	36.191	204	38.214	192	27.789	196	225
6	1:36.413	35.116	222	34.539	193	26.758	193	225	13	1:35.722	35.035	223	34.072	196	26.615	192	225
7	1:36.807	35.201	222	34.631	196	26.975	192	226	14	1:44.841	35.299	225	36.902	185			227

DTM Budapest

Hungaroring, length 4381 m

16. - 18.06.2017

DTM



-Reg.No.: K-0294/2017.05.30.

Lap Analysis free practice 2, 17.06.2017

53 Jamie Green , Hoffmann Group Audi RS 5 DTM / GBR										theoretical besttime: 1:35.674							
Lap	Time	S1	V1	S2	V2	S3	V3	Vmax	Lap	Time	S1	V1	S2	V2	S3	V3	Vmax
1	1:59.274		206	37.307	187				9	1:36.045	34.896	228	34.242	197	26.907	192	229
2	2:27.094	1:19.007	223	35.796	190	32.291	193		10	1:40.515	35.479	226	34.809	193			228
3	1:38.021	35.465	225	34.882	185	27.674	194	227	11	7:33.159	6:29.452	219	36.423	192	27.284	194	
4	1:38.248	35.485	226	35.347	193	27.416	190	228	12	1:42.363	35.517	224	35.131	195	31.715	198	225
5	1:45.007	35.726	200	37.244	182			228	13	1:38.202	34.952	226	34.232	198	29.018	196	230
6	2:19.406	1:15.836	218	36.232	192	27.338	195		14	1:35.674	34.749	226	34.176	198	26.749	196	231
7	1:38.050	35.399	225	35.278	191	27.373	193	226	15	1:48.683	35.129	234	36.843	184			233
8	1:36.217	34.930	225	34.452	196	26.835	194	229									

63 Maro Engel , Mercedes-AMG C 63 DTM SILBERPFEIL Energy / DEU										theoretical besttime: 1:36.336							
Lap	Time	S1	V1	S2	V2	S3	V3	Vmax	Lap	Time	S1	V1	S2	V2	S3	V3	Vmax
1	3:39.197		145	51.098	142				8	2:28.514	1:20.499	224	36.683	186			
2	2:16.326	1:08.496	208	38.902	183	28.928	192		9	8:36.192	7:29.402	207	38.259	185	28.531	192	
3	1:39.764	36.047	223	35.928	186	27.789	197	225	10	1:44.123	37.142	220	38.171	187	28.810	190	221
4	1:39.271	35.771	223	35.949	191	27.551	198	227	11	1:36.336	35.053	224	34.352	191	26.931	197	228
5	1:39.231	35.612	223	35.748	191	27.871	191	227	12	1:36.672	35.117	224	34.491	194	27.064	191	229
6	1:39.051	35.653	224	35.542	189	27.856	187	227	13	1:41.681	35.571	225	35.880	192			228
7	1:44.344	36.565	192	36.620	189			228									

77 Loic Duval , Castrol EDGE Audi RS 5 DTM / FRA										theoretical besttime: 1:36.272							
Lap	Time	S1	V1	S2	V2	S3	V3	Vmax	Lap	Time	S1	V1	S2	V2	S3	V3	Vmax
1	1:59.892		201	38.439	185	28.546	191		8	1:38.937	36.531	222	35.568	191	26.838	196	222
2	1:39.462	36.318	221	35.566	190		188	223	9	1:36.626	35.068	222	34.402	197	27.156	194	225
3	1:38.103	35.808	224	35.175	193	27.120	189	223	10	1:45.564	38.691	209	37.316	193	29.557	192	225
4	1:37.550	35.624	224	34.876	196	27.050	192	224	11	1:36.869	35.338	224	34.729	193	26.802	190	225
5	1:37.777	35.609	223	35.000	195	27.168	191	225	12	1:37.515	35.569	224	34.646	195	27.300	195	225
6	1:45.664	36.601	216	36.719	188			225	13	1:37.831	35.752	224	35.058	192	27.021	198	226
7	7:58.476	6:49.844	210	37.992	185	30.640	193		14	1:41.289	35.464	225	34.975	193			227

99 Mike Rockenfeller , Schaeffler Audi RS 5 DTM / DEU										theoretical besttime: 1:35.638							
Lap	Time	S1	V1	S2	V2	S3	V3	Vmax	Lap	Time	S1	V1	S2	V2	S3	V3	Vmax
1	1:53.960		116	37.676	189	28.003	191		8	1:36.279	34.895	224	34.590	193	26.794	194	226
2	1:38.597	35.952	224	35.390	191	27.255	192	224	9	1:48.837	35.154	225	37.894	163			227
3	1:38.200	35.848	224	35.256	193	27.096	187	224	10	5:04.388	3:59.493	168	37.103	189	27.792	191	
4	1:41.642	35.584	225	35.185	189			227	11	1:39.151	36.464	219	35.557	192	27.130	193	221
5	4:57.481	3:51.421	168	37.885	189	28.175	187		12	1:35.796	35.053	224	34.301	193	26.442	197	225
6	1:39.653	36.511	216	35.701	193	27.441	193	217	13	1:46.416	34.902	225	36.481	157			226
7	1:36.274	35.156	224	34.452	190	26.666	198	227									