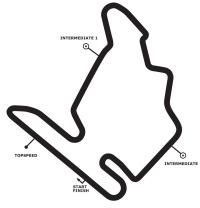


DTM Budapest

Hungaroring, length 4381 m

16. - 18.06.2017

DTM



-Reg.No.: K-0294/2017.05.30.

Lap Analysis free practice 3, 18.06.2017

2 Gary Paffett , Mercedes-AMG C 63 DTM Mercedes me / GBR									theoretical besttime: 1:36.333								
Lap	Time	S1	V1	S2	V2	S3	V3	Vmax	Lap	Time	S1	V1	S2	V2	S3	V3	Vmax
1	2:46.905		198	42.656	149				10	1:37.817	35.660	223	34.933	193	27.224	196	226
2	2:20.363	1:12.584	206	39.021	184	28.758	185		11	1:37.997	35.361	229	35.187	193	27.449	202	231
3	1:40.945	36.972	209	36.475	194	27.498	203	226	12	1:37.979	35.351	223	35.149	192	27.479	188	234
4	1:36.588	35.433	223	34.400	194	26.755	187	227	13	1:38.849	35.621	223	35.548	190	27.680	191	228
5	1:36.508	35.206	223	34.372	197	26.930	196	227	14	1:39.118	35.687	224	35.565	190	27.866	192	226
6	1:45.368	36.776	209	37.509	190			227	15	1:39.018	35.779	223	35.514	192	27.725	195	228
7	5:58.498	4:55.350	219	35.945	192	27.203	193		16	2:47.203	57.030	79	1:00.626	87	49.547	50	180
8	1:37.714	35.421	222	35.037	190	27.256	190	225	17	2:37.852	1:10.501	79	51.583	189			188
9	1:37.493	35.556	222	34.773	194	27.164	193	225									

3 Paul Di Resta , Mercedes-AMG C 63 DTM / GBR									theoretical besttime: 1:36.518								
Lap	Time	S1	V1	S2	V2	S3	V3	Vmax	Lap	Time	S1	V1	S2	V2	S3	V3	Vmax
1	3:17.875		167	46.621	158				9	1:37.793	35.568	223	35.030	196	27.195	192	227
2	2:16.208	1:10.149	197	37.499	188	28.560	191		10	1:37.730	35.436	223	34.935	195	27.359	192	228
3	1:42.418	37.494	216	36.953	190	27.971	197	225	11	1:38.766	35.478	224	35.085	193	28.203	197	227
4	1:36.844	35.305	224	34.635	198	26.904	194	227	12	1:38.105	35.531	222	35.126	192	27.448	197	228
5	1:36.518	35.149	224	34.478	198	26.891	193	228	13	1:37.861	35.349	223	35.120	194	27.392	196	231
6	1:43.932	36.468	216	36.505	192			228	14	2:23.765	47.034	79	55.187	133	41.544	63	236
7	7:58.577	6:54.521	222	36.362	191	27.694	188		15	2:57.865	1:29.253	79	52.315	183			190
8	1:38.051	35.677	222	35.158	195	27.216	199	225									

5 Mattias Ekström , Red Bull Audi RS 5 DTM / SWE									theoretical besttime: 1:36.049								
Lap	Time	S1	V1	S2	V2	S3	V3	Vmax	Lap	Time	S1	V1	S2	V2	S3	V3	Vmax
1	2:35.523		201	39.233	185	28.071	191		10	1:44.101	36.049	195	36.564	183			236
2	1:38.719	36.006	222	35.636	194	27.077	193	225	11	7:16.614	6:10.664	185	37.260	187	28.690	194	
3	1:37.260	35.329	222	34.629	183		196	227	12	1:41.964	35.119	223	38.121	181	28.724	194	228
4	1:37.205	35.500	224	34.705	196	27.000	188	228	13	1:36.438	35.103	224	34.241	196	27.094	199	228
5	1:37.053	35.261	223	34.752	194	27.040	193	227	14	1:36.994	34.968	225	34.684	194	27.342	200	227
6	1:37.197	35.344	223	34.776	194	27.077	191	228	15	1:38.534	34.808	230	35.977	189	27.749	197	237
7	1:37.799	35.408	222	35.039	192	27.352	198	228	16	2:31.802	49.335		51.869	168	50.598	30	234
8	1:37.578	35.251	225	35.085	195	27.242	196	236	17	2:39.826	1:18.354	79	50.606	193			195
9	1:38.145	35.280	225	35.320	192	27.545	196	235									

6 Robert Wickens , Mercedes-AMG C 63 DTM Mercedes me / CAN									theoretical besttime: 1:36.198								
Lap	Time	S1	V1	S2	V2	S3	V3	Vmax	Lap	Time	S1	V1	S2	V2	S3	V3	Vmax
1	2:32.970		188	41.085	154	30.299	190		10	1:38.802	36.330	222	35.020	193	27.452	189	225
2	1:44.488	38.189	214	38.516	185	27.783	196	225	11	1:38.078	35.520	229	35.110	192	27.448	196	225
3	1:36.630	35.475	220	34.419	194	26.736	197	227	12	1:38.009	35.361	223	35.075	189	27.573	190	234
4	1:36.567	35.554	223	34.168	196	26.845	194	227	13	1:38.751	35.835	222	35.217	184	27.699	189	226
5	1:39.976	35.294	223	34.605	194			227	14	1:38.399	35.655	223	35.297	192	27.447	189	226
6	7:31.799	6:26.496	213	37.389	188	27.914	188		15	1:38.328	35.595	223	35.234	194	27.499	193	227
7	1:38.294	35.751	221	35.287	193	27.256	186	224	16	3:56.162	49.429	79	1:00.493	106	2:06.240	7	226
8	1:37.522	35.498	222	34.920	195	27.104	193	224	17	2:39.111	1:17.618	79	51.151	192			171
9	1:37.913	35.673	222	34.843	195	27.397	194	225									

7 Bruno Spengler , BMW M4 DTM / CAN									theoretical besttime: 1:36.856								
Lap	Time	S1	V1	S2	V2	S3	V3	Vmax	Lap	Time	S1	V1	S2	V2	S3	V3	Vmax
1	2:12.509		209	38.238	188	27.634	198		7	2:19.308	1:15.966	213	35.941	191	27.401	193	
2	1:37.862	35.643	221	35.173	194	27.046	197	225	8	1:36.981	35.283	222	34.527	196	27.171	191	226
3	1:37.253	35.488	221	34.717	197	27.048	196	227	9	1:43.100	35.332	223	34.948	192			226
4	1:37.328	35.349	222	34.711	195	27.268	193	228	10	2:59.393	1:27.093	79	53.688	136	38.612	55	
5	1:42.034	35.534	223	35.112	192			226	11	2:39.550	1:17.811	79	51.343	194			186
6	14:56.234	13:40	200	41.512	176												

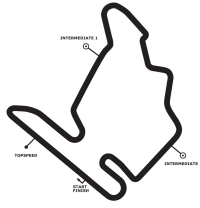
11 Marco Wittmann , BMW M4 DTM / DEU									theoretical besttime: 1:37.574								
Lap	Time	S1	V1	S2	V2	S3	V3	Vmax	Lap	Time	S1	V1	S2	V2	S3	V3	Vmax
1	4:32.679		206	38.565	188	28.223	199		7	2:33.080	1:25.558	222	36.416	186			
2	1:38.917	36.041	220	35.389	189	27.487	193	226	8	10:11.838	9:02.927	199	38.889	183	30.022	191	
3	1:38.452	35.657	223	35.245	193	27.550	191	226	9	1:41.679	37.599	220	36.296	192	27.784	189	225
4	1:38.555	35.568	223	35.289	189	27.698	190	226	10	1:37.574	35.444	221	34.799	195	27.331	191	227
5	1:43.242	35.919	223	35.697	192			226	11	2:19.362	49.151	79	51.453	191	38.758	29	225
6	3:26.888	2:19.687	222	36.167	190				12	2:46.588	1:19.552	79	51.565	189			190

DTM Budapest

Hungaroring, length 4381 m

16. - 18.06.2017

DTM



-Reg.No.: K-0294/2017.05.30.

Lap Analysis free practice 3, 18.06.2017

15 Augusto Farfus , BMW M4 DTM / BRA									theoretical besttime: 1:37.405								
Lap	Time	S1	V1	S2	V2	S3	V3	Vmax	Lap	Time	S1	V1	S2	V2	S3	V3	Vmax
1	3:16.963		194	39.224	185	30.159	192		8	2:26.742	1:19.109	219	36.538	188			
2	1:37.735	35.636	221	34.888	195	27.211	198	225	9	10:52.169	9:42.102	194	39.852	178	30.215	171	
3	1:37.469	35.452	221	34.742	194	27.275	194	228	10	1:45.363	39.053	206	38.207	184	28.103	193	190
4	1:38.069	35.519	221	35.057	193	27.493	192	226	11	1:37.744	35.614	221	34.828	191	27.302	194	225
5	1:38.859	35.782	223	35.362	190	27.715	196	226	12	1:40.038	35.480	221	36.756	189	27.802	188	226
6	1:39.545	35.940	222	35.614	192	27.991	196	226	13	4:08.261	50.376		54.674	102	2:23.211	17	225
7	1:42.887	35.820	225	35.915	191			234	14	2:35.369	1:12.188	79	51.356	192			178

16 Timo Glock , BMW M4 DTM / DEU									theoretical besttime: 1:37.780								
Lap	Time	S1	V1	S2	V2	S3	V3	Vmax	Lap	Time	S1	V1	S2	V2	S3	V3	Vmax
1	2:24.322		202	39.781	178	29.158	191		9	9:29.946	8:21.044	190	39.567	179	29.335	186	
2	1:43.590	36.490	218	36.051	191			222	10	1:44.051	38.009	215	37.999	188	28.043	195	221
3	2:16.799	1:07.414	201	40.780	180	28.605	195		11	1:37.824	35.411	222	35.008	193	27.405	194	224
4	1:42.308	37.506	216	37.150	191	27.652	195	223	12	1:38.203	35.635	222	34.964	194	27.604	195	225
5	1:45.422	40.008	128	37.822	189	27.592	195	225	13	1:39.394	35.924	222	35.595	189	27.875	194	226
6	1:38.283	35.764	222	35.096	191	27.423	189	226	14	3:40.631	50.558		51.894	187	1:58.179		236
7	1:44.562	35.682	222	35.304	192	33.576	161	226	15	2:36.555	1:11.509	79	51.416	189			192
8	1:47.112	37.661	219	36.976	185			215									

22 Lucas Auer , Mercedes-AMG C 63 DTM BWT / AUT									theoretical besttime: 1:36.231								
Lap	Time	S1	V1	S2	V2	S3	V3	Vmax	Lap	Time	S1	V1	S2	V2	S3	V3	Vmax
1	2:41.890		169	46.259	146				9	1:37.403	35.432	223	34.894	193	27.077	192	226
2	2:11.952	1:06.794	214	37.544	188	27.614	193		10	1:37.119	35.029	228	34.867	191	27.223	200	235
3	1:37.015	35.437	222	34.672	195	26.906	185	227	11	1:37.608	35.163	224	35.060	191	27.385	190	235
4	1:36.412	35.210	223	34.302	197	26.900	194	227	12	1:41.736	35.556	224	35.354	190	30.826	195	227
5	1:36.799	35.239	221	34.507	196	27.053	199	230	13	1:37.880	35.407	222	35.084	191	27.389	193	229
6	1:40.946	35.509	222	34.916	191			226	14	3:17.234	51.625	79	56.630	100	1:28.979		227
7	9:39.493	8:36.981	221	35.361	193	27.151	188		15	2:37.194	1:11.739	79	51.704	189			191
8	1:37.528	35.599	221	34.881	193	27.048	200	226									

31 Tom Blomqvist , BMW M4 DTM / GBR									theoretical besttime: 1:36.725								
Lap	Time	S1	V1	S2	V2	S3	V3	Vmax	Lap	Time	S1	V1	S2	V2	S3	V3	Vmax
1	2:05.345		213	37.422	184				8	10:40.254	9:37.355	216	35.777	191	27.122	194	
2	2:55.557	1:50.719	213	37.140	186	27.698	192		9	1:37.152	35.304	220	34.469	193	27.379	192	225
3	1:37.986	35.712	222	35.240	191	27.034	196	226	10	1:42.952	35.943	220	36.053	186	30.956	195	226
4	1:37.151	35.284	223	34.731	193	27.136	194	227	11	1:45.149	35.782	221	36.772	184			226
5	1:38.603	35.222	223	35.530	190	27.851	184	228	12	2:13.978	1:08.587	215	36.904	184	28.487	189	
6	1:39.912	35.937	223	36.246	187	27.729	193	227	13	4:03.044	50.006	79	52.128	177	2:20.910		225
7	1:42.883	35.678	222	35.584	186			227	14	2:17.594	52.953	79	52.032	184			195

33 René Rast , AUTO BILD MOTORSPORT Audi RS 5DTM / DEU									theoretical besttime: 1:35.632								
Lap	Time	S1	V1	S2	V2	S3	V3	Vmax	Lap	Time	S1	V1	S2	V2	S3	V3	Vmax
1	2:04.405		210	37.823	182				8	1:42.771	35.556	198	36.310	192			
2	2:17.014	1:09.377	217	36.391	192				9	10:45.252	9:40.521	210	37.162	189	27.569	194	237
3	2:14.578	1:11.562	220	35.903	191	27.113	192		10	1:40.436	35.676	219	35.829	194	28.931	196	227
4	1:35.802	35.005	223	34.116	197	26.681	196	228	11	1:37.083	34.947	225	34.028	199	28.108	192	228
5	1:46.288	34.923	226	37.934	143	33.431	193	230	12	1:38.513	34.997	223	34.472	198	29.044	198	229
6	1:36.888	35.209	224	34.628	191	27.051	199	229	13	2:15.558	49.042	79	52.415	190	34.101	41	227
7	1:45.993	38.337	198	37.380	180	30.276	195	230	14	2:40.903	1:19.936	79	50.785	191			194

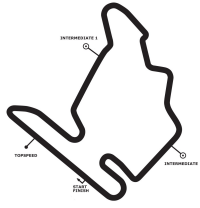
36 Maxime Martin , BMW M4 DTM / BEL									theoretical besttime: 1:36.740								
Lap	Time	S1	V1	S2	V2	S3	V3	Vmax	Lap	Time	S1	V1	S2	V2	S3	V3	Vmax
1	1:53.355		198	38.388	180				7	14:13.087	13:05	206	38.294	181	29.172	185	
2	2:42.216	1:35.916	210	37.550	186	28.750	197		8	1:43.578	36.828	218	37.222	181	29.528	192	224
3	1:42.049	35.666	220	34.808	192	31.575	194	227	9	1:37.059	35.452	221	34.617	193	26.990	192	226
4	1:36.834	35.258	222	34.494	195	27.082	194	226	10	1:40.847	35.256	222	34.795	192			228
5	1:39.956	35.292	223	35.040	191	29.624	196	228	11	3:45.589	1:27.438	79	52.228	130	1:25.923		
6	1:41.149	35.383	223	34.898	190			228	12	2:50.105	1:28.239	79	51.442	187			194

DTM Budapest

Hungaroring, length 4381 m

16. - 18.06.2017

DTM



-Reg.No.: K-0294/2017.05.30.

Lap Analysis free practice 3, 18.06.2017

48 Edoardo Mortara , Mercedes-AMG C 63 DTM BWT / ITA									theoretical besttime: 1:37.075								
Lap	Time	S1	V1	S2	V2	S3	V3	Vmax	Lap	Time	S1	V1	S2	V2	S3	V3	Vmax
1	2:57.687		147	48.077	145				8	1:39.538	35.594	221	36.324	188	27.620	190	226
2	2:22.082	1:12.637	196	40.651	183	28.794	190		9	1:40.001	35.549	221	36.324	188	28.128	194	227
3	1:41.305	37.080	218	36.418	191	27.807	201	225	10	1:53.061	35.365	222	34.754	197	42.942	188	227
4	1:37.812	35.695	221	34.942	196	27.175	193	226	11	1:58.679	41.451	89	44.279	186			225
5	1:37.262	35.552	221	34.710	195	27.000	196	225	12	2:22.843	1:09.740	213	37.463	187	35.640	117	
6	1:43.315	35.495	222	34.721	196			227	13	2:42.765	51.985	79	55.674	134	55.106	45	205
7	9:55.773	8:52.234	219	35.904	196	27.635	204		14	2:34.813	1:08.891	79	51.581	180			191

51 Nico Müller , Playboy Audi RS 5 DTM / CHE									theoretical besttime: 1:35.734								
Lap	Time	S1	V1	S2	V2	S3	V3	Vmax	Lap	Time	S1	V1	S2	V2	S3	V3	Vmax
1	1:58.649		188	38.121	185	28.797	192		9	1:35.993	35.090	225	34.248	197	26.655	196	226
2	1:37.962	35.749	223	35.308	194	26.905	193	225	10	1:44.638	35.509	200	37.000	184			225
3	1:36.828	35.234	223	34.743	197	26.851	198	227	11	5:10.084	4:02.848	194	37.947	184	29.289	195	
4	1:36.455	35.088	225	34.442	194	26.925	193	229	12	1:45.351	38.202	205	36.202	191	30.947	192	186
5	1:41.846	35.463	223	35.214	194			231	13	1:35.947	35.040	224	34.333	197	26.574	199	227
6	5:07.301	4:00.891	190	37.810	184	28.600	192		14	1:36.093	34.912	224	34.304	197	26.877	198	229
7	1:43.273	37.467	193	36.702	192	29.104	194	185	15	2:18.928	49.702	79	52.832	177	36.394	60	228
8	1:36.799	35.153	225	34.821	195	26.825	196	227	16	2:50.188	1:22.978	79	52.986	172			191

53 Jamie Green , Hoffmann Group Audi RS 5 DTM / GBR									theoretical besttime: 1:35.854								
Lap	Time	S1	V1	S2	V2	S3	V3	Vmax	Lap	Time	S1	V1	S2	V2	S3	V3	Vmax
1	2:06.744		211	36.913	192	29.582	192		8	1:45.876	36.153	199	37.370	185			229
2	1:37.645	35.416	225	35.174	194	27.055	193	229	9	11:39.639	10:36	216	36.058	190	27.358	195	
3	1:40.914	35.448	225	35.177	192			229	10	1:40.898	35.482	223	35.732	193	29.684	195	227
4	2:10.894	1:07.921	218	35.807	191	27.166	196		11	1:38.803	34.960	225	34.310	195	29.533	200	228
5	1:36.107	34.968	224	34.372	197	26.767	195	229	12	1:35.854	34.949	225	34.157	198	26.748	191	230
6	1:36.053	35.002	225	34.257	199	26.794	196	229	13	2:33.831	50.472	79	53.156	168	50.203	10	229
7	1:36.689	35.168	225	34.399	196	27.122	190	229	14	2:53.645	1:30.214	79	51.234	186			192

63 Maro Engel , Mercedes-AMG C 63 DTM SILBERPFEIL Energy / DEU									theoretical besttime: 1:36.435								
Lap	Time	S1	V1	S2	V2	S3	V3	Vmax	Lap	Time	S1	V1	S2	V2	S3	V3	Vmax
1	2:30.838		141	49.573	138				9	1:36.534	35.307	222	34.194	197	27.033	196	226
2	2:12.633	1:07.156	204	38.021	188	27.456	196		10	1:40.220	35.338	222	34.462	193			226
3	1:37.562	35.410	221	34.666	196	27.486	203	227	11	2:25.047	1:17.570	222	36.224	188			
4	1:37.133	35.420	222	34.533	197	27.180	191	228	12	6:34.607	5:27.858	163	37.659	191	29.090	193	
5	1:41.781	35.516	223	35.169	192			227	13	1:37.356	35.598	221	34.710	197	27.048	197	228
6	3:54.643	2:47.946	210	37.847	184	28.850	197		14	2:51.225	50.334	59	59.876	179	1:01.015		228
7	1:43.292	36.940	218	37.655	180	28.697	197	221	15	2:43.613	1:22.274	79	50.883	194			195
8	1:37.084	35.582	220	34.568	196	26.934	200	225									

77 Loic Duval , Castrol EDGE Audi RS 5 DTM / FRA									theoretical besttime: 1:35.939								
Lap	Time	S1	V1	S2	V2	S3	V3	Vmax	Lap	Time	S1	V1	S2	V2	S3	V3	Vmax
1	2:00.569		160	39.768	186	28.750	191		9	7:12.825	6:07.437	216	36.878	189	28.510	189	
2	1:49.685	36.118	222	35.492	193			225	10	1:40.352	37.122	220	36.217	193	27.013	192	224
3	2:18.505	1:11.303	202	38.587	185	28.615	190		11	1:36.441	35.027	224	34.360	195	27.054	196	227
4	1:44.808	37.133	220	39.181	191	28.494	197	224	12	1:51.810	34.968	225	34.176	190	42.666	194	228
5	1:36.879	35.207	223	34.877	197	26.795	196	228	13	1:40.249	36.220	224	36.003	190	28.026	193	227
6	1:37.381	35.164	225	34.973	194	27.244	195	228	14	1:37.451	35.341	223	34.800	192	27.310	197	228
7	1:36.575	35.167	224	34.570	195	26.838	194	228	15	2:21.772	51.066	79	52.573	176	38.133	60	238
8	1:46.018	36.659	203	36.777	192			232	16	3:06.066	1:39.842	79	52.064	176			192

99 Mike Rockenfeller , Schaeffler Audi RS 5 DTM / DEU									theoretical besttime: 1:35.637								
Lap	Time	S1	V1	S2	V2	S3	V3	Vmax	Lap	Time	S1	V1	S2	V2	S3	V3	Vmax
1	1:46.915		216	37.214	187	28.161	191		9	1:45.356	35.941	198	36.105	193			226
2	1:37.942	35.873	222	35.093	192	26.976	193	226	10	9:58.617	8:50.589	218	38.373	185	29.655	194	
3	1:37.070	35.435	225	34.707	194	26.928	190	226	11	1:48.110	39.708	178	36.849	194	31.553	195	227
4	1:47.890	38.083	200	36.760	181			237	12	1:36.530	35.054	224	34.357	196	27.119	194	229
5	2:11.366	1:08.323	204	35.900	192	27.143	192		13	1:47.276	34.893	224	34.181	196			228
6	1:36.293	35.337	222	34.372	193	26.584	197	227	14	3:54.965	1:56.351	79	1:00.080	112	58.534	28	
7	1:36.185	35.017	224	34.325	195	26.843	191	225	15	2:38.493	1:06.584	67	53.659	159			198
8	1:36.001	35.077	224	34.160	197	26.764	189	227									