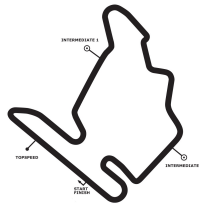


# DTM Budapest

Hungaroring, length 4381 m

16. - 18.06.2017

DTM



-Reg.No.: K-0294/2017.05.30.

## Lap Analysis qualifying 1, 17.06.2017

2 Gary Paffett , Mercedes-AMG C 63 DTM Mercedes me / GBR										theoretical besttime: 1:35.321									
Lap	Time	S1	V1	S2	V2	S3	V3	Vmax		Lap	Time	S1	V1	S2	V2	S3	V3	Vmax	
1	3:05.996		197	38.090	191	29.393	193			5	8:31.106	7:19.471	189	40.687	166	30.948	190		
2	1:40.969	35.621	<b>224</b>	36.190	187	29.158	193	225		6	1:42.567	36.949	188	37.834	194	27.784	<b>195</b>	225	
3	1:35.807	35.011	224	34.148	201	<b>26.648</b>	192	226		7	<b>1:35.457</b>	<b>34.984</b>	224	<b>33.689</b>	<b>202</b>	26.784	194	227	
4	1:48.277	36.590	218	39.393	185			<b>227</b>		8	1:54.500	37.498	216	42.598	174			217	

3 Paul Di Resta , Mercedes-AMG C 63 DTM / GBR										theoretical besttime: 1:35.326									
Lap	Time	S1	V1	S2	V2	S3	V3	Vmax		Lap	Time	S1	V1	S2	V2	S3	V3	Vmax	
1	2:35.402		177	39.714	180	29.343	191			6	1:42.648	37.348	215	36.758	194	28.542	188	224	
2	1:41.103	37.370	221	36.176	193	27.557	190	225		7	1:39.756	35.087	225	34.528	169	30.141	<b>194</b>	<b>228</b>	
3	<b>1:35.575</b>	34.981	<b>225</b>	34.101	198	<b>26.493</b>	192	226		8	1:36.485	<b>34.868</b>	225	<b>33.965</b>	<b>200</b>	27.652	165	227	
4	1:42.706	34.923	225	34.193	197			227		9	2:02.884	48.244	138	39.593	184			166	
5	8:03.332	6:54.966	175	39.248	185	29.118	189												

5 Mattias Ekström , Red Bull Audi RS 5 DTM / SWE										theoretical besttime: 1:35.035									
Lap	Time	S1	V1	S2	V2	S3	V3	Vmax		Lap	Time	S1	V1	S2	V2	S3	V3	Vmax	
1	4:19.598		171	40.888	185	28.376	196			6	5:21.512	4:16.168	201	36.942	183	28.402	193		
2	1:41.880	36.249	224	37.627	194	28.004	193	224		7	1:38.396	35.734	225	35.180	191	27.482	197	226	
3	1:35.367	34.861	<b>227</b>	33.878	198	<b>26.628</b>	<b>201</b>	<b>230</b>		8	<b>1:35.192</b>	<b>34.717</b>	226	<b>33.690</b>	<b>200</b>	26.785	195	228	
4	1:35.577	34.851	226	33.934	199	26.792	193	229		9	1:46.767	34.801	227	36.667	182			229	
5	1:46.403	36.751	212	36.776	185			226											

6 Robert Wickens , Mercedes-AMG C 63 DTM Mercedes me / CAN										theoretical besttime: 1:35.365									
Lap	Time	S1	V1	S2	V2	S3	V3	Vmax		Lap	Time	S1	V1	S2	V2	S3	V3	Vmax	
1	3:02.140		204	38.208	189	28.232	195			6	1:42.020	38.049	207	36.483	196	27.488	<b>199</b>	225	
2	1:36.858	35.463	<b>225</b>	34.303	196	27.092	191	225		7	<b>1:35.506</b>	34.974	224	<b>33.694</b>	<b>199</b>	26.838	193	226	
3	1:35.949	35.124	224	34.102	198	<b>26.723</b>	189	226		8	1:35.789	<b>34.948</b>	224	34.023	198	26.818	193	226	
4	1:43.631	35.593	212	37.009	190			<b>228</b>		9	2:15.270	47.661	138	48.317	143			179	
5	8:41.507	7:30.425	193	40.908	172	30.174	190												

7 Bruno Spengler , BMW M4 DTM / CAN										theoretical besttime: 1:36.115									
Lap	Time	S1	V1	S2	V2	S3	V3	Vmax		Lap	Time	S1	V1	S2	V2	S3	V3	Vmax	
1	4:07.465		203	37.409	190	27.753	<b>196</b>			4	11:02.538	9:55.456	197	38.321	186	28.761	196		
2	<b>1:36.154</b>	<b>35.089</b>	<b>225</b>	34.345	<b>197</b>	<b>26.720</b>	194	226		5	1:36.352	35.256	225	<b>34.306</b>	195	26.790	192	226	
3	1:46.523	35.501	220	36.656	186			<b>229</b>		6	1:59.985	38.007	187	41.694	146			229	

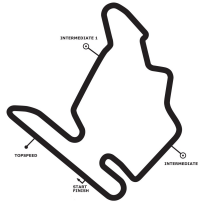
11 Marco Wittmann , BMW M4 DTM / DEU										theoretical besttime: 1:35.534									
Lap	Time	S1	V1	S2	V2	S3	V3	Vmax		Lap	Time	S1	V1	S2	V2	S3	V3	Vmax	
1	2:37.296		195	39.301	189					6	7:11.296	6:03.103	205	38.632	177	29.561	187		
2	2:49.790	1:39.182	215	37.577	153	33.031	197			7	1:40.075	36.599	223	36.229	196	27.247	<b>199</b>	224	
3	1:35.936	35.188	<b>225</b>	<b>34.099</b>	<b>197</b>	<b>26.649</b>	197	227		8	<b>1:35.815</b>	<b>34.786</b>	225	34.106	197	26.923	193	228	
4	1:36.199	35.105	224	34.217	196	26.877	193	<b>228</b>		9	1:58.322	40.013	165	40.273	156			227	
5	1:43.620	35.369	225	36.098	187			227											

15 Augusto Farfus , BMW M4 DTM / BRA										theoretical besttime: 1:35.192									
Lap	Time	S1	V1	S2	V2	S3	V3	Vmax		Lap	Time	S1	V1	S2	V2	S3	V3	Vmax	
1	3:34.656		195	41.012	179	31.082	184			5	8:01.976	6:50.300	186	41.602	179	30.074	183		
2	1:44.207	38.698	203	38.046	191	27.463	197	220		6	1:53.349	38.669	200	45.947	185	28.733	194	223	
3	1:35.539	34.871	<b>224</b>	34.063	198	<b>26.605</b>	<b>198</b>	227		7	<b>1:35.275</b>	<b>34.780</b>	224	<b>33.807</b>	<b>199</b>	26.688	192	227	
4	1:41.909	35.140	223	34.370	196			<b>228</b>		8	1:58.605	38.975	173	41.184	160			228	

16 Timo Glock , BMW M4 DTM / DEU										theoretical besttime: 1:35.519									
Lap	Time	S1	V1	S2	V2	S3	V3	Vmax		Lap	Time	S1	V1	S2	V2	S3	V3	Vmax	
1	2:21.809		199	39.052	180					6	7:29.368	6:22.601	206	38.709	185	28.058	<b>199</b>		
2	2:22.279	1:14.571	213	39.295	186	28.413	195			7	1:38.419	36.330	221	35.273	195	26.816	198	222	
3	1:41.657	36.578	218	38.135	195	26.944		222		8	1:35.869	34.871	225	<b>34.050</b>	<b>197</b>	26.948	197	227	
4	<b>1:35.577</b>	<b>34.798</b>	<b>225</b>	34.108	196	<b>26.671</b>	197	<b>229</b>		9	2:01.274	41.407	185	42.069	155			198	
5	1:46.100	35.123	222	38.067	178			228											

22 Lucas Auer , Mercedes-AMG C 63 DTM BWT / AUT										theoretical besttime: 1:35.454									
Lap	Time	S1	V1	S2	V2	S3	V3	Vmax		Lap	Time	S1	V1	S2	V2	S3	V3	Vmax	
1	2:05.416		206	40.184	180	29.759	190			5	9:00.627	7:53.389	204	38.800	183	28.438	188		

**DTM Budapest**  
**Hungaroring, length 4381 m**  
**16. - 18.06.2017**  
**DTM**



-Reg.No.: K-0294/2017.05.30.

**Lap Analysis qualifying 1, 17.06.2017**

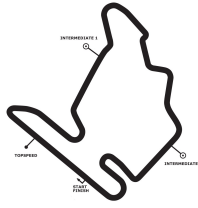
Lap	Time	S1	V1	S2	V2	S3	V3	Vmax	Lap	Time	S1	V1	S2	V2	S3	V3	Vmax
2	1:39.769	36.178	221	36.218	189	27.373	194	225	6	1:42.787	37.089	170	37.668	189	28.030	193	225
3	1:35.978	35.063	<b>225</b>	34.198	197	26.717	<b>196</b>	226	7	<b>1:35.454</b>	<b>34.890</b>	225	<b>33.939</b>	<b>199</b>	<b>26.625</b>	196	227
4	1:41.942	35.303	223	35.536	187			227	8	1:45.024	35.219	225	35.454	190			<b>228</b>

# DTM Budapest

Hungaroring, length 4381 m

16. - 18.06.2017

DTM



-Reg.No.: K-0294/2017.05.30.

## Lap Analysis qualifying 1, 17.06.2017

### 31 Tom Blomqvist , BMW M4 DTM / GBR

theoretical besttime: 1:35.466

Lap	Time	S1	V1	S2	V2	S3	V3	Vmax	Lap	Time	S1	V1	S2	V2	S3	V3	Vmax
1	2:58.023		191	39.513	182				5	1:44.433	35.709	224	36.718	184			227
2	3:46.931	2:40.729	211	37.708	183	28.494	192		6	7:34.354	6:30.677	218	36.349	192	27.328	193	
3	1:39.480	36.388	222	35.866	190	27.226	<b>198</b>	227	7	<b>1:35.466</b>	<b>34.909</b>	224	<b>33.908</b>	<b>198</b>	<b>26.649</b>	193	227
4	1:35.790	34.925	<b>224</b>	34.214	196	26.651	194	<b>228</b>	8	1:56.649	37.649	157	40.721	175			227

### 33 René Rast , AUTO BILD MOTORSPORT Audi RS 5DTM / DEU

theoretical besttime: 1:34.742

Lap	Time	S1	V1	S2	V2	S3	V3	Vmax	Lap	Time	S1	V1	S2	V2	S3	V3	Vmax
1	2:48.927		175	39.016	181	29.055	190		6	6:47.512	5:42.227	202	36.945	192	28.340	196	
2	1:45.411	36.449	219	38.981	176	29.981	<b>198</b>	224	7	1:43.450	35.911	212	35.469	196	32.070	196	226
3	1:35.650	34.885	<b>226</b>	34.054	199	26.711	196	229	8	<b>1:34.742</b>	<b>34.649</b>	225	<b>33.661</b>	<b>201</b>	<b>26.432</b>	198	228
4	1:49.157	37.156	159	43.710	176	28.291	193	230	9	1:41.703	34.710	226	34.051	198			<b>231</b>
5	1:39.677	35.062	225	34.163	196			230									

### 36 Maxime Martin , BMW M4 DTM / BEL

theoretical besttime: 1:35.539

Lap	Time	S1	V1	S2	V2	S3	V3	Vmax	Lap	Time	S1	V1	S2	V2	S3	V3	Vmax
1	2:04.548		180	41.884	169				5	8:29.492	7:22.431	213	37.501	185	29.560	188	
2	4:06.556	2:59.095	217	38.498	185	28.963	197		6	1:41.962	36.593	222	37.334	182	28.035	<b>200</b>	227
3	1:36.747	35.116	<b>225</b>	34.685	189	26.946	186	<b>229</b>	7	<b>1:35.539</b>	<b>34.782</b>	225	<b>34.070</b>	<b>196</b>	<b>26.687</b>	195	228
4	1:43.079	35.210	225	35.840	185			229	8	2:05.913	43.282	166	44.126	142			227

### 48 Edoardo Mortara , Mercedes-AMG C 63 DTM BWT / ITA

theoretical besttime: 1:35.937

Lap	Time	S1	V1	S2	V2	S3	V3	Vmax	Lap	Time	S1	V1	S2	V2	S3	V3	Vmax
1	2:17.532		202	39.606	182	29.096	190		6	1:42.554	36.034	219	36.385	192	30.135	196	226
2	1:46.858	37.414	197	37.586	177	31.858	191	224	7	<b>1:36.039</b>	35.193	224	<b>34.059</b>	<b>198</b>	<b>26.787</b>	<b>197</b>	227
3	1:38.127	35.260	224	35.565	193		188	225	8	1:36.139	<b>35.091</b>	224	34.160	198	26.888	196	227
4	1:43.531	35.221	<b>225</b>	35.633	188			<b>227</b>	9	1:57.304	40.713	168	41.771	162			189
5	8:42.514	7:33.696	201	37.861	185	30.957	196										

### 51 Nico Müller , Playboy Audi RS 5 DTM / CHE

theoretical besttime: 1:35.086

Lap	Time	S1	V1	S2	V2	S3	V3	Vmax	Lap	Time	S1	V1	S2	V2	S3	V3	Vmax
1	3:09.736		188	39.839	178	29.508	189		6	1:41.421	37.980	187	35.901	<b>195</b>	27.540	196	181
2	1:42.649	38.631	193	35.840	190	28.178	195	177	7	1:39.642	36.011	222	36.142	192	27.489	196	226
3	<b>1:35.226</b>	34.865	224	34.000	192	<b>26.361</b>	<b>196</b>	225	8	1:35.360	<b>34.758</b>	<b>225</b>	<b>33.967</b>	193	26.635	192	229
4	1:40.787	34.929	224	34.150	194			<b>229</b>	9	1:57.724	39.036	180	41.246	171			229
5	7:51.542	6:43.079	187	39.170	184	29.293	188										

### 53 Jamie Green , Hoffmann Group Audi RS 5 DTM / GBR

theoretical besttime: 1:34.682

Lap	Time	S1	V1	S2	V2	S3	V3	Vmax	Lap	Time	S1	V1	S2	V2	S3	V3	Vmax
1	2:49.987		213	37.148	190	27.591	197		6	7:10.503	6:03.954	217	36.213	191	30.336	195	
2	1:46.957	35.802	221	39.477	194	31.678	197	225	7	1:45.892	37.308	167	38.671	193	29.913	194	226
3	<b>1:34.818</b>	34.702	228	33.766	<b>200</b>	<b>26.350</b>	195	230	8	1:34.883	34.708	226	<b>33.676</b>	200	26.499	<b>198</b>	229
4	1:40.135	35.012	206	36.858	190	28.265	197	<b>232</b>	9	1:40.434	<b>34.656</b>	228	38.421	186		198	231
5	1:40.429	34.823	<b>229</b>	34.026	198			232	10	2:07.099	43.667	142	43.773	152			221

### 63 Maro Engel , Mercedes-AMG C 63 DTM SILBERPFEIL Energy / DEU

theoretical besttime: 1:36.332

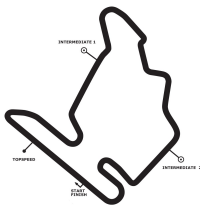
Lap	Time	S1	V1	S2	V2	S3	V3	Vmax	Lap	Time	S1	V1	S2	V2	S3	V3	Vmax
1	2:43.084		188	40.982	170	30.942	186		6	6:16.118	5:06.319	188	40.006	172	29.793	186	
2	1:46.538	38.745	209	39.518	176	28.275	198	220	7	1:44.315	37.304	219	38.097	177	28.914	<b>200</b>	220
3	1:39.755	35.236	<b>225</b>	36.617	181		191	226	8	<b>1:36.484</b>	35.186	223	<b>34.140</b>	<b>198</b>	27.158	192	227
4	1:36.744	<b>35.117</b>	224	34.257	196	27.370	197	<b>227</b>	9	1:36.708	35.150	223	34.483	195	<b>27.075</b>	191	227
5	1:42.200	35.594	224	35.555	186			227	10	1:56.614	42.322	190	39.277	170			227

### 77 Loic Duval , Castrol EDGE Audi RS 5 DTM / FRA

theoretical besttime: 1:35.268

Lap	Time	S1	V1	S2	V2	S3	V3	Vmax	Lap	Time	S1	V1	S2	V2	S3	V3	Vmax
1	2:13.682		190	40.176	182	30.169	180		6	6:35.568	5:29.453	209	37.834	185	28.281	189	
2	1:45.184	38.404	221	38.540	146		194	221	7	1:38.143	36.387	224	35.017	196	26.739	<b>197</b>	225
3	1:36.130	35.140	224	34.544	196	26.446	191	225	8	1:35.612	34.947	225	<b>34.056</b>	197	26.609	192	227
4	<b>1:35.378</b>	<b>34.796</b>	225	34.166	<b>197</b>	<b>26.416</b>	195	<b>229</b>	9	1:37.711	34.875	225	34.228	194	28.608	193	227
5	1:42.435	35.473	224	36.159	193			228	10	1:51.372	35.006	<b>226</b>	36.830	171			229

**DTM Budapest**  
 Hungaroring, length 4381 m  
 16. - 18.06.2017  
 DTM



-Reg.No.: K-0294/2017.05.30.

**Lap Analysis qualifying 1, 17.06.2017**

99 Mike Rockenfeller , Schaeffler Audi RS 5 DTM / DEU									theoretical besttime: 1:35.213								
Lap	Time	S1	V1	S2	V2	S3	V3	Vmax	Lap	Time	S1	V1	S2	V2	S3	V3	Vmax
1	1:51.147		197	37.336	186				7	5:15.648	4:09.972	140	37.366	191	28.310	189	
2	2:27.763	1:16.242	182	40.040	147	31.481	198		8	1:43.398	36.198	218	35.853	190	31.347	199	221
3	1:40.800	35.893	225	35.389	192	29.518	<b>201</b>	221	9	<b>1:35.244</b>	34.837	225	<b>33.883</b>	<b>199</b>	<b>26.524</b>	193	227
4	1:35.603	<b>34.806</b>	<b>226</b>	34.160	198	26.637	195	228	10	1:35.334	34.826	225	33.945	198	26.563	195	229
5	1:35.451	34.904	226	34.016	196	26.531	201	<b>230</b>	11	2:06.053	42.353	183	43.280	145			203
6	1:46.588	34.893	226	38.358	171			228									