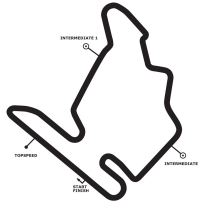


# DTM Budapest

Hungaroring, length 4381 m

16. - 18.06.2017

DTM



-Reg.No.: K-0294/2017.05.30.

## Lap Analysis qualifying 2, 18.06.2017

2 Gary Paffett , Mercedes-AMG C 63 DTM Mercedes me / GBR										theoretical besttime: 1:35.284									
Lap	Time	S1	V1	S2	V2	S3	V3	Vmax		Lap	Time	S1	V1	S2	V2	S3	V3	Vmax	
1	2:56.971		185	38.722	184	28.831	193			5	8:27.149	7:18.127	190	39.769	188	29.253	194		
2	1:41.412	36.505	216	37.520	192	27.387	197	226		6	1:48.933	36.843	220	38.776	193	33.314	193	229	
3	1:35.795	34.929	222	34.217	<b>200</b>	26.649	<b>199</b>	228		7	<b>1:35.284</b>	<b>34.881</b>		<b>33.825</b>	199	<b>26.578</b>	196	230	
4	1:42.147	35.019	222	34.098	198			<b>231</b>		8	1:48.202	34.936	<b>224</b>	37.095	164			230	

3 Paul Di Resta , Mercedes-AMG C 63 DTM / GBR										theoretical besttime: 1:35.311									
Lap	Time	S1	V1	S2	V2	S3	V3	Vmax		Lap	Time	S1	V1	S2	V2	S3	V3	Vmax	
1	2:32.958		187	38.623	183	29.116	189			6	6:39.346	5:33.503		37.801	190	28.042	197		
2	1:43.644	37.536	214	36.838	188	29.270	197	227		7	1:40.076	36.524	221	36.131	193	27.421	198	228	
3	1:35.659	34.948	223	33.799	198	26.912	195	<b>230</b>		8	<b>1:35.406</b>	<b>34.826</b>		<b>33.698</b>	<b>201</b>	26.882	193	230	
4	1:35.683	34.960	<b>224</b>	33.936	199	<b>26.787</b>	<b>199</b>	230		9	1:45.291	34.971	223	34.118	166			229	
5	1:55.860	44.377	185	37.493	190			211											

5 Mattias Ekström , Red Bull Audi RS 5 DTM / SWE										theoretical besttime: 1:34.896									
Lap	Time	S1	V1	S2	V2	S3	V3	Vmax		Lap	Time	S1	V1	S2	V2	S3	V3	Vmax	
1	5:07.988		188	38.997	182	28.446	197			5	6:29.386	5:24.237	192	37.166	188	27.983	197		
2	1:42.400	37.349	196	37.097	175	27.386	196	230		6	1:47.905	35.900	193	36.231	189	28.916	<b>199</b>	228	
3	1:35.321	34.812	<b>225</b>	33.881	199	26.628	197	231		7	<b>1:34.896</b>	<b>34.616</b>		<b>33.718</b>	<b>200</b>	<b>26.562</b>	197	<b>232</b>	
4	1:42.283	34.954	224	34.443	186			231		8	1:54.539	40.897	109	39.822	176			232	

6 Robert Wickens , Mercedes-AMG C 63 DTM Mercedes me / CAN										theoretical besttime: 1:35.404									
Lap	Time	S1	V1	S2	V2	S3	V3	Vmax		Lap	Time	S1	V1	S2	V2	S3	V3	Vmax	
1	2:59.268		190	38.981	186	29.127	191			6	6:45.896	5:36.594	193	38.850	184	30.452	191		
2	1:42.400	36.468	221	37.494	195	28.438	<b>202</b>	228		7	1:47.905	35.900	224	38.036	186	33.969	198	228	
3	1:36.217	34.974	222	34.246	197	26.997	198	229		8	<b>1:35.416</b>	34.927		<b>33.753</b>	200	<b>26.736</b>	196	230	
4	1:35.716	35.002	<b>224</b>	33.847	201	26.867	191	<b>231</b>		9	1:35.639	<b>34.915</b>		33.842	<b>202</b>	26.882	195	229	
5	1:42.811	35.424	224	36.110	191			230		10	2:13.891	45.885	144	47.202	155			179	

7 Bruno Spengler , BMW M4 DTM / CAN										theoretical besttime: 1:35.761									
Lap	Time	S1	V1	S2	V2	S3	V3	Vmax		Lap	Time	S1	V1	S2	V2	S3	V3	Vmax	
1	1:56.695		187	39.844	188	28.238	195			6	1:45.150	35.178	215	36.683	190			231	
2	1:41.589	35.471	222	34.990	192			228		7	7:02.076	5:51.627	192	41.306	186	29.143	192		
3	2:17.385	1:10.184	205	38.925	187	28.276	196			8	1:43.326	37.638		38.593	196	27.095	<b>200</b>	228	
4	1:37.757	36.089	220	34.882	193	<b>26.786</b>	199	229		9	1:35.898	<b>34.850</b>		34.131	<b>199</b>	26.917	196	231	
5	<b>1:35.874</b>	34.891	<b>223</b>	<b>34.125</b>	198	26.858	196	<b>231</b>		10	2:01.774	40.165	170	42.981	148			231	

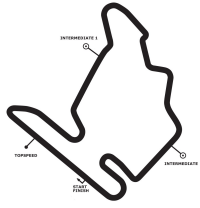
11 Marco Wittmann , BMW M4 DTM / DEU										theoretical besttime: 1:34.803									
Lap	Time	S1	V1	S2	V2	S3	V3	Vmax		Lap	Time	S1	V1	S2	V2	S3	V3	Vmax	
1	2:23.290		219	37.105	185					5	8:24.271	7:18.230	216	37.924	194	28.117	197		
2	2:53.150	1:39.953	166	42.635	192	30.562	<b>197</b>			6	<b>1:34.803</b>	<b>34.609</b>	<b>225</b>	<b>33.615</b>	<b>201</b>	<b>26.579</b>	195	232	
3	1:35.307	34.730	223	33.919	197	26.658	197	232		7	1:45.980	34.843	200	35.862	193			232	
4	1:40.943	34.856	224	34.379	197			<b>233</b>											

15 Augusto Farfus , BMW M4 DTM / BRA										theoretical besttime: 1:35.246									
Lap	Time	S1	V1	S2	V2	S3	V3	Vmax		Lap	Time	S1	V1	S2	V2	S3	V3	Vmax	
1	3:20.196		187	41.493	179	30.568	189			5	8:26.479	7:20.875	188	37.999	193	27.605	<b>199</b>		
2	1:45.572	38.742	208	38.673	184	28.157	197	226		6	<b>1:35.246</b>	<b>34.804</b>	222	<b>33.781</b>	<b>202</b>	<b>26.661</b>	197	231	
3	1:35.534	34.952	222	33.818	198	26.764	198	<b>231</b>		7	1:48.894	34.959	<b>224</b>	36.404	171			231	
4	1:42.974	34.994	221	34.165	197			231											

16 Timo Glock , BMW M4 DTM / DEU										theoretical besttime: 1:35.095									
Lap	Time	S1	V1	S2	V2	S3	V3	Vmax		Lap	Time	S1	V1	S2	V2	S3	V3	Vmax	
1	2:19.933		183	39.659	179					5	7:57.734	6:51.814	215	36.014	196	29.906	199		
2	2:10.703	1:07.352	219	36.305	192	27.046	<b>200</b>			6	1:35.452	34.869	<b>225</b>	33.956	195	26.627	195	<b>233</b>	
3	<b>1:35.236</b>	34.922	223	<b>33.748</b>	<b>199</b>	<b>26.566</b>	195	230		7	1:44.561	<b>34.781</b>	225	34.058	199			232	
4	1:43.940	34.817	224	35.215	177			232											

22 Lucas Auer , Mercedes-AMG C 63 DTM BWT / AUT										theoretical besttime: 1:35.109									
Lap	Time	S1	V1	S2	V2	S3	V3	Vmax		Lap	Time	S1	V1	S2	V2	S3	V3	Vmax	
1	2:09.084		198	39.684	182	29.130	196			6	6:50.617	5:42.527	202	39.083	179	29.007	193		
2	1:43.597	36.418	<b>222</b>	37.539	187	29.640	<b>198</b>	228		7	1:39.796	36.290	221	36.119	188	27.387	196	228	

**DTM Budapest**  
**Hungaroring, length 4381 m**  
**16. - 18.06.2017**  
**DTM**



-Reg.No.: K-0294/2017.05.30.

**Lap Analysis qualifying 2, 18.06.2017**

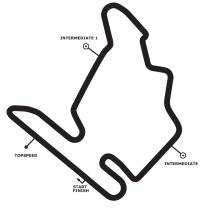
Lap	Time	S1	V1	S2	V2	S3	V3	Vmax	Lap	Time	S1	V1	S2	V2	S3	V3	Vmax
3	1:35.827	35.088	222	33.943	<b>199</b>	26.796	197	228	8	<b>1:35.109</b>	<b>34.876</b>	222	<b>33.539</b>	198	<b>26.694</b>	197	229
4	1:35.544	34.908	222	33.837	199	26.799	197	<b>230</b>	9	1:35.819	34.924		33.924	198	26.971	193	230
5	1:42.415	35.369	222	35.151	191			230	10	1:53.942	39.408	190	39.487	167			229

# DTM Budapest

Hungaroring, length 4381 m

16. - 18.06.2017

DTM



-Reg.No.: K-0294/2017.05.30.

## Lap Analysis qualifying 2, 18.06.2017

### 31 Tom Blomqvist , BMW M4 DTM / GBR

theoretical besttime: 1:35.282

Lap	Time	S1	V1	S2	V2	S3	V3	Vmax	Lap	Time	S1	V1	S2	V2	S3	V3	Vmax
1	2:09.721		213	37.049	183	28.335	195		6	1:41.885	35.118	223	35.307	190			230
2	1:42.997	36.057	<b>224</b>	35.743	189			<b>231</b>	7	6:57.784	5:55.615	218	35.375	196	26.794	198	
3	2:53.066	1:44.898	208	39.816	187	28.352	194		8	<b>1:35.282</b>	<b>34.726</b>		<b>33.800</b>	<b>202</b>	<b>26.756</b>	196	231
4	1:38.734	36.274	220	35.577	192	26.883	195	230	9	1:45.574	35.932	216	36.664	186			231
5	1:35.887	35.040	224	33.972	198	26.875	<b>198</b>	230									

### 33 René Rast , AUTO BILD MOTORSPORT Audi RS 5DTM / DEU

theoretical besttime: 1:34.709

Lap	Time	S1	V1	S2	V2	S3	V3	Vmax	Lap	Time	S1	V1	S2	V2	S3	V3	Vmax
1	3:12.993		179	39.547	186	28.717	194		6	6:30.942	5:22.204	193	38.597	189	30.141	192	
2	1:40.406	37.240	199	36.289	196	26.877	195	226	7	1:48.071	35.994	202	38.493	191	33.584	<b>201</b>	227
3	1:35.427	34.817	223	33.836	194	26.774	198	231	8	<b>1:34.740</b>	<b>34.604</b>		<b>33.586</b>	<b>201</b>	26.550	198	231
4	1:35.057	34.798	223	33.740	200	<b>26.519</b>	199	232	9	1:42.004	34.690	<b>225</b>	34.948	191			<b>233</b>
5	1:44.944	35.993	187	37.802	185			232									

### 36 Maxime Martin , BMW M4 DTM / BEL

theoretical besttime: 1:35.443

Lap	Time	S1	V1	S2	V2	S3	V3	Vmax	Lap	Time	S1	V1	S2	V2	S3	V3	Vmax
1	2:06.955		169	41.070	187	31.588	192		6	1:43.106	35.926	220	35.868	188			231
2	1:44.101	35.658	<b>224</b>	35.185	189			229	7	6:57.457	5:39.670	207	42.944	179	34.843	191	
3	2:22.399	1:15.488	157	38.466	184	28.445	187		8	1:43.258	38.426		37.074	187	27.758	197	229
4	1:45.250	38.146	219	39.980	185	27.124	<b>198</b>	198	9	1:35.783	<b>34.670</b>		<b>34.026</b>	<b>197</b>	27.087	196	<b>232</b>
5	<b>1:35.685</b>	34.744		34.194	196	<b>26.747</b>	197	231	10	2:02.636	41.399	175	40.850	154			232

### 48 Edoardo Mortara , Mercedes-AMG C 63 DTM BWT / ITA

theoretical besttime: 1:35.375

Lap	Time	S1	V1	S2	V2	S3	V3	Vmax	Lap	Time	S1	V1	S2	V2	S3	V3	Vmax
1	2:14.690		194	39.097	185	28.729	191		6	6:42.329	5:34.051	198	39.379	186	28.899	194	
2	1:43.254	36.859	221	36.444	192	29.951	<b>202</b>	228	7	1:40.218	37.112	206	36.109	196	26.997	198	231
3	1:36.104	35.144	223	34.180	198	26.780	<b>201</b>	229	8	<b>1:35.445</b>	<b>34.909</b>		33.878	197	26.658	197	230
4	1:35.840	35.167	<b>224</b>	34.019	200	<b>26.654</b>	199	<b>231</b>	9	1:35.647	35.016		<b>33.812</b>	<b>201</b>	26.819	195	230
5	1:48.905	36.319	211	37.075	181			231	10	1:59.112	39.879	182	41.411	156			230

### 51 Nico Müller , Playboy Audi RS 5 DTM / CHE

theoretical besttime: 1:34.819

Lap	Time	S1	V1	S2	V2	S3	V3	Vmax	Lap	Time	S1	V1	S2	V2	S3	V3	Vmax
1	3:05.018		192	38.398	186	29.108	191		6	1:42.630	38.076	190	36.002	193	28.552	197	204
2	1:44.119	37.692	187	36.298	194	30.129	197	178	7	1:39.634	36.687		35.721	191	27.226	<b>198</b>	231
3	1:35.157	35.062	<b>226</b>	33.713	199	<b>26.382</b>	195	229	8	<b>1:34.931</b>	<b>34.769</b>		<b>33.668</b>	<b>200</b>	26.494	196	231
4	1:41.218	34.793	224	33.953	196			231	9	1:56.583	38.566	175	42.048	165			<b>232</b>
5	8:06.314	6:57.847	194	39.051	185	29.416	195										

### 53 Jamie Green , Hoffmann Group Audi RS 5 DTM / GBR

theoretical besttime: 1:34.774

Lap	Time	S1	V1	S2	V2	S3	V3	Vmax	Lap	Time	S1	V1	S2	V2	S3	V3	Vmax
1	3:00.294		177	37.194	188	28.329	198		6	6:06.073	5:01.531		35.869	187	28.673	197	
2	1:44.800	38.297		35.745	190	30.758	198	229	7	1:43.941	35.483	221	35.711	147	32.747	<b>200</b>	233
3	<b>1:35.050</b>	34.788	<b>225</b>	33.910	196	<b>26.352</b>	198	231	8	1:35.801	<b>34.682</b>		<b>33.740</b>	200	27.379	198	233
4	1:35.079	34.757	225	33.824	<b>200</b>	26.498	199	<b>234</b>	9	1:35.314	34.724		33.913	198	26.677	195	231
5	1:43.020	34.900		36.007	189			233	10	2:01.606	40.069	143	44.867	157			232

### 63 Maro Engel , Mercedes-AMG C 63 DTM SILBERPFEIL Energy / DEU

theoretical besttime: 1:35.559

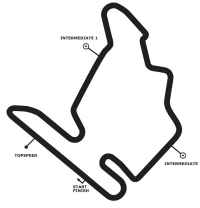
Lap	Time	S1	V1	S2	V2	S3	V3	Vmax	Lap	Time	S1	V1	S2	V2	S3	V3	Vmax
1	2:39.757		202	39.053	183	29.110	190		6	6:53.138	5:42.845	206	41.234	187	29.059	196	
2	1:42.497	36.920	214	37.222	185	28.355	198	225	7	1:46.429	36.719	219	39.532	192	30.178	198	229
3	1:36.144	35.257	222	34.061	200	<b>26.826</b>	200	229	8	<b>1:35.727</b>	<b>34.838</b>		<b>33.895</b>	<b>201</b>	26.994	197	231
4	1:36.028	34.972	<b>224</b>	34.213	198	26.843	<b>206</b>	231	9	1:35.970	34.966		34.031	199	26.973	196	230
5	1:47.375	36.835	216	37.521	183			<b>232</b>	10	1:55.137	37.875	191	40.354	168			231

### 77 Loic Duval , Castrol EDGE Audi RS 5 DTM / FRA

theoretical besttime: 1:35.382

Lap	Time	S1	V1	S2	V2	S3	V3	Vmax	Lap	Time	S1	V1	S2	V2	S3	V3	Vmax
1	2:15.952		191	38.681	181				7	4:35.362	3:28.158	200	38.441	185	28.763	198	
2	2:39.305	1:27.365	180	40.371	179	31.569	197		8	1:40.290	35.957	224	36.317	196	28.016	199	230
3	1:43.514	37.538	219	38.006	184	27.970	198	227	9	<b>1:35.562</b>	<b>34.914</b>		34.037	<b>199</b>	26.611	196	231
4	1:35.679	35.126	223	34.048	197	<b>26.505</b>	<b>199</b>	<b>232</b>	10	1:35.752	34.994		<b>33.963</b>	198	26.795	197	231
5	1:35.841	35.040	<b>226</b>	34.174	196	26.627	196	231	11	1:58.088	41.248	172	41.057	165			216
6	1:43.719	36.040	222	34.751	198			232									

**DTM Budapest**  
Hungaroring, length 4381 m  
16. - 18.06.2017  
DTM



**Lap Analysis qualifying 2, 18.06.2017**

-Reg.No.: K-0294/2017.05.30.

**DTM Budapest**  
**Hungaroring, length 4381 m**  
**16. - 18.06.2017**  
**DTM**



-Reg.No.: K-0294/2017.05.30.

**Lap Analysis qualifying 2, 18.06.2017**

**99 Mike Rockenfeller , Schaeffler Audi RS 5 DTM / DEU theoretical besttime: 1:35.002**

Lap	Time	S1	V1	S2	V2	S3	V3	Vmax	Lap	Time	S1	V1	S2	V2	S3	V3	Vmax
1	1:52.663		204	37.270	189				6	6:50.729	5:45.668	214	37.122	188	27.939	196	
2	2:12.295	1:08.310	186	36.704	191	27.281	194		7	1:40.439	35.829	219	35.517	192	29.093	197	227
3	1:37.981	36.058	219	34.960	195	26.963	196	223	8	1:37.815	<b>34.780</b>		<b>33.790</b>	198	29.245	196	232
4	<b>1:35.018</b>	34.789	<b>225</b>	33.797	<b>199</b>	<b>26.432</b>	<b>197</b>	<b>233</b>	9	1:54.512	36.745	191	37.314	176			231
5	1:45.716	34.808	225	33.937	198			232									