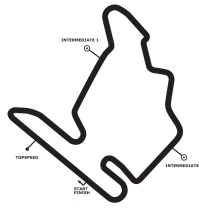


DTM Budapest

Hungaroring, length 4381 m

16. - 18.06.2017

DTM



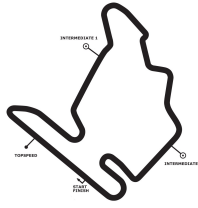
-Reg.No.: K-0294/2017.05.30.

Lap Analysis race 1, 17.06.2017

2 Gary Paffett , Mercedes-AMG C 63 DTM Mercedes me / GBR										theoretical besttime: 1:37.383								
Lap	Time	S1	V1	S2	V2	S3	V3	Vmax		Lap	Time	S1	V1	S2	V2	S3	V3	Vmax
1	1:47.730	42.789	220	37.238	188	27.703	190			18	1:38.104	35.554	223	35.153	193	27.397	194	225
2	1:38.937	35.846	222	35.809	190	27.282	193	226		19	1:37.892	35.445	222	35.104	196	27.343	191	226
3	1:38.571	35.453	225	35.471	193	27.647	194	233		20	1:38.216	35.570	222	35.187	195	27.459	193	226
4	1:39.031	35.360	224	35.900	191	27.771	191	232		21	1:38.064	35.577	224	35.124	195	27.363	187	225
5	1:39.193	35.578	223	35.876	192	27.739	191	226		22	1:40.117	36.366	221	36.277	192	27.474	191	225
6	1:38.944	35.494	224	35.876	192	27.574	193	230		23	1:38.751	35.506	223	35.511	192	27.734	196	225
7	1:39.664	35.399	225	36.435	192	27.830	190	234		24	1:40.595	36.555	213	36.073	192	27.967	190	233
8	1:42.238	35.725	223	35.675	190	30.838	158	226		25	1:39.164	35.859	224	35.724	192	27.581	196	225
9	2:18.400	48.151	134	51.737	86	38.512	120	189		26	1:39.122	35.638	224	35.725	192	27.759	193	225
10	2:24.290	52.364	120	50.353	103	41.573	138	165		27	1:38.805	35.915	223	35.469	194	27.421	191	224
11	1:44.091	39.048	213	37.134	188	27.909	192	208		28	1:39.218	35.770	225	35.813	191	27.635	187	224
12	1:40.210	36.003	221	36.167	191	28.040	190	226		29	1:40.303	36.132	223	36.128	187	28.043	187	224
13	1:41.944	35.706	223	35.761	191			225		30	1:40.285	36.188	222	36.307	191	27.790	192	222
14	2:09.056	1:05.650	219	36.092	194	27.314	189			31	1:39.205	35.821	222	35.565	192	27.819	192	224
15	1:38.253	35.843	222	35.124	192	27.286	193	222		32	1:39.646	35.954	224	35.708	192	27.984	191	224
16	1:37.692	35.568	221	34.962	193	27.162	188	225		33	1:39.128	35.732	223	35.539	193	27.857	194	224
17	1:37.603	35.486	223	34.861	195	27.256	196	223		34	1:41.536	36.204	220	36.521	187	28.811	188	225

3 Paul Di Resta , Mercedes-AMG C 63 DTM / GBR										theoretical besttime: 1:38.070								
Lap	Time	S1	V1	S2	V2	S3	V3	Vmax		Lap	Time	S1	V1	S2	V2	S3	V3	Vmax
1	1:48.487	43.121	203	37.576	190	27.790	191			18	1:38.656	35.426	224	35.518	191	27.712	193	233
2	1:39.208	35.939	225	35.828	191	27.441	192	228		19	1:39.065	35.770	223	35.585	190	27.710	195	227
3	1:38.644	35.784	225	35.454	194	27.406	191	228		20	1:39.239	35.737	224	35.676	190	27.826	191	226
4	1:39.274	35.816	225	35.702	190	27.756	191	225		21	1:38.956	35.836	224	35.459	191	27.661	191	226
5	1:39.461	36.002	224	35.800	194	27.659	194	227		22	1:38.941	35.730	224	35.425	192	27.786	191	225
6	1:41.871	35.727	225	35.734	192			234		23	1:39.342	35.869	223	35.690	190	27.783	188	224
7	2:08.404	1:05.339	220	35.729	194	27.336	191			24	1:39.076	35.652	225	35.726	192	27.698	191	224
8	1:40.870	35.712	223	36.538	185	28.620	190	225		25	1:38.862	35.685	225	35.485	191	27.692	194	225
9	1:52.623	37.118	213	37.724	150	37.781	119	222		26	1:38.722	35.668	225	35.371	193	27.683	190	226
10	2:19.006	50.857	157	50.203	90	37.946	138	144		27	1:38.987	35.859	225	35.540	193	27.588	189	225
11	1:43.650	38.468	219	37.218	189	27.964	193	213		28	1:39.401	35.704	225	35.911	191	27.786	197	225
12	1:40.158	36.056	222	36.116	187	27.986	193	229		29	1:39.128	35.773	225	35.587	192	27.768	193	225
13	1:39.439	35.941	225	35.729	190	27.769	190	231		30	1:38.977	35.652	225	35.540	193	27.785	188	224
14	1:39.448	35.607	230	35.997	192	27.844	194	226		31	1:39.117	35.629	225	35.743	192	27.745	193	225
15	1:39.818	35.960	225	36.068	190	27.790	197	234		32	1:38.806	35.598	225	35.600	193	27.608	191	225
16	1:38.482	35.363	224	35.462	192	27.657	192	234		33	1:39.612	35.967	225	35.844	191	27.801	191	225
17	1:39.066	35.723	224	35.539	191	27.804	195	226		34	1:40.188	36.049	224	36.191	189	27.948	189	225

5 Mattias Ekström , Red Bull Audi RS 5 DTM / SWE										theoretical besttime: 1:37.452								
Lap	Time	S1	V1	S2	V2	S3	V3	Vmax		Lap	Time	S1	V1	S2	V2	S3	V3	Vmax
1	1:43.959	40.841	221	35.768	190	27.350	192			18	1:37.676	35.435	222	35.045	192	27.196	189	225
2	1:37.887	35.497	223	35.177	191	27.213	195	232		19	1:37.786	35.454	223	35.106	194	27.226	193	225
3	1:38.211	35.426	228	35.273	192	27.512	190	234		20	1:37.606	35.236	223	35.178	192	27.192	193	226
4	1:39.186	35.552	225	35.950	190	27.684	192	232		21	1:37.675	35.365	225	35.024	192	27.286	193	226
5	1:39.326	35.486	224	36.066	191	27.774	192	234		22	1:39.272	36.214	224	35.679	193	27.379	193	225
6	1:39.215	35.656	225	35.785	187	27.774	191	225		23	1:38.069	35.430	225	35.171	192	27.468	191	225
7	1:39.591	35.839	225	36.005	190	27.747	188	225		24	1:38.194	35.462	225	35.409	191	27.323	191	225
8	1:39.773	35.756	223	36.004	189	28.013	190	225		25	1:38.333	35.420	227	35.265	192	27.648	190	226
9	2:19.265	49.257	156	51.662	136	38.346	133	184		26	1:38.175	35.364	225	35.400	191	27.411	194	226
10	2:29.736	51.289	162	52.627	122	45.820	137	151		27	1:38.136	35.423	225	35.309	194	27.404	195	227
11	1:40.680	37.140	219	35.885	188	27.655	190	213		28	1:38.425	35.446	225	35.497	191	27.482	194	226
12	1:39.517	35.749	222	36.005	188	27.763	189	225		29	1:38.391	35.508	226	35.288	193	27.595	187	226
13	1:39.393	35.685	223	35.880	190	27.828	191	225		30	1:38.764	35.665	224	35.453	189	27.646	192	225
14	1:39.515	35.594	224	36.166	187	27.755	192	225		31	1:38.464	35.547	226	35.392	192	27.525	191	226
15	1:39.054	35.607	224	35.638	190	27.809	192	224		32	1:38.301	35.466	224	35.362	195	27.473	189	226
16	1:41.043	35.578	223	35.421	191			225		33	1:38.182	35.465	227	35.260	191	27.457	195	226
17	2:06.708	1:04.001	220	35.467	193	27.240	191			34	1:38.413	35.484	225	35.442	192	27.487	192	227



Lap Analysis race 1, 17.06.2017

6 Robert Wickens , Mercedes-AMG C 63 DTM Mercedes me / CAN										theoretical besttime: 1:38.343							
Lap	Time	S1	V1	S2	V2	S3	V3	Vmax	Lap	Time	S1	V1	S2	V2	S3	V3	Vmax
1	1:48.089	42.944	210	37.443	190	27.702	191		7	1:39.558	35.694	224	35.893	189	27.971	194	226
2	1:39.192	35.924	222	35.846	191	27.422	191	228	8	1:41.900	35.741	225	35.765	189	30.394	160	226
3	1:38.395	35.684	223	35.270	192	27.441	191	226	9	2:18.855	48.434	123	51.806	84	38.615	116	191
4	1:39.355	35.794	223	35.766	188	27.795	191	225	10	2:23.671	52.082	127	50.672	92	40.917	142	175
5	1:39.278	35.651	223	35.767	190	27.860	191	226	11	1:41.999	37.932	221	36.350	187	27.717	191	214
6	1:38.802	35.742	224	35.517	192	27.543	189	226	12	1:46.548	35.892	222	35.940	190	34.716	110	225

7 Bruno Spengler , BMW M4 DTM / CAN										theoretical besttime: 1:37.618							
Lap	Time	S1	V1	S2	V2	S3	V3	Vmax	Lap	Time	S1	V1	S2	V2	S3	V3	Vmax
1	1:53.024	44.173	218	37.671	188				18	1:39.278	35.555	228	36.073	192	27.650	191	237
2	2:09.084	1:05.692	218	35.933	190	27.459	190		19	1:39.070	35.367	230	35.990	190	27.713	195	237
3	1:38.325	35.912	223	35.180	192	27.233	191	223	20	1:39.080	35.465	231	35.884	192	27.731	196	238
4	1:38.293	35.741	222	35.121	189	27.431	192	224	21	1:38.986	35.459	231	35.810	192	27.717	193	238
5	1:38.815	35.677	222	35.635	188	27.503	191	225	22	1:39.103	35.412	232	35.839	190	27.852	192	237
6	1:38.703	35.645	223	35.504	191	27.554	191	225	23	1:39.304	35.447	231	36.032	190	27.825	194	235
7	1:40.170	36.213	219	36.360	191	27.597	193	225	24	1:39.059	35.360	232	36.115	192	27.584	196	236
8	1:44.097	35.683	225	37.174	180			226	25	1:39.145	35.333	232	36.044	193	27.768	197	236
9	2:08.816	1:04.836	218	36.200	189	27.780	191		26	1:39.037	35.440	225	35.780	190	27.817	192	238
10	1:58.747	37.341	208	44.911	93	36.495	137	224	27	1:39.343	35.756	226	35.941	192	27.646	191	228
11	1:44.735	39.122	208	37.375	187	28.238	192	214	28	1:39.520	35.667	226	36.074	190	27.779	193	227
12	1:40.821	36.031	228	36.848	186	27.942	191	228	29	1:39.441	35.755	225	35.861	188	27.825	191	227
13	1:39.362	35.692	224	35.995	189	27.675	192	225	30	1:39.681	35.684	224	36.093	192	27.904	192	226
14	1:39.201	35.643	224	35.924	190	27.634	192	226	31	1:39.747	35.681	224	36.170	191	27.896	194	226
15	1:39.468	35.568	225	36.089	188	27.811	196	227	32	1:39.363	35.698	225	35.960	192	27.705	193	227
16	1:38.774	35.264	231	35.927	191	27.583	198	237	33	1:39.352	35.660	225	35.991	191	27.701	195	227
17	1:39.067	35.461	231	35.885	191	27.721	197	236	34	1:39.571	35.832	225	35.922	191	27.817	190	228

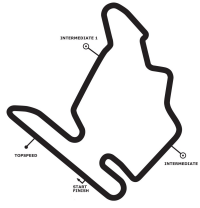
11 Marco Wittmann , BMW M4 DTM / DEU										theoretical besttime: 1:37.895							
Lap	Time	S1	V1	S2	V2	S3	V3	Vmax	Lap	Time	S1	V1	S2	V2	S3	V3	Vmax
1	1:48.951	43.424	212	37.620	189	27.907	193		18	1:38.533	35.384	224	35.650	189	27.499	193	237
2	1:39.328	35.890	224	35.890	191	27.548	193	227	19	1:38.547	35.562	224	35.452	191	27.533	191	228
3	1:38.773	35.780	225	35.561	191	27.432	196	233	20	1:38.404	35.544	223	35.344	192	27.516	192	228
4	1:39.071	35.652	224	35.851	190	27.568	196	234	21	1:39.903	35.669	225	36.467	189	27.767	190	226
5	1:39.456	35.892	224	35.807	190	27.757	193	237	22	1:38.682	35.590	224	35.495	193	27.597	190	227
6	1:39.118	35.631	224	35.938	191	27.549	195	237	23	1:39.406	35.621	224	36.085	191	27.700	190	225
7	1:39.183	35.519	223	35.885	189	27.779	191	235	24	1:39.210	35.770	225	35.854	192	27.586	196	225
8	1:41.491	35.743	224	35.873	190	29.875	160	225	25	1:38.936	35.640	224	35.671	194	27.625	196	226
9	2:18.600	48.368	154	51.904	81	38.328	151	175	26	1:38.901	35.548	225	35.700	192	27.653	193	226
10	2:23.260	52.142	118	50.534	101	40.584	137	162	27	1:39.023	35.725	225	35.768	192	27.530	195	225
11	1:43.523	38.621	217	36.898	190	28.004	193	213	28	1:39.102	35.584	225	35.784	192	27.734	190	226
12	1:42.928	35.712	229	36.447	190			234	29	1:39.566	36.151	224	35.821	190	27.594	192	225
13	2:12.300	1:09.019	215	35.976	191	27.305	192		30	1:39.062	35.605	225	35.800	191	27.657	190	225
14	1:38.185	35.673	223	35.266	193	27.246	190	222	31	1:39.244	35.657	225	35.811	193	27.776	190	227
15	1:38.284	35.566	223	35.265	191	27.453	195	225	32	1:39.058	35.741	225	35.636	193	27.681	194	225
16	1:38.422	35.391	225	35.624	190	27.407	195	226	33	1:39.022	35.658	225	35.617	190	27.747	193	227
17	1:38.336	35.437	225	35.498	193	27.401	196	226	34	1:40.753	36.979	225	36.081	191	27.693	192	227

DTM Budapest

Hungaroring, length 4381 m

16. - 18.06.2017

DTM



-Reg.No.: K-0294/2017.05.30.

Lap Analysis race 1, 17.06.2017

15 Augusto Farfus , BMW M4 DTM / BRA										theoretical besttime: 1:37.690								
Lap	Time	S1	V1	S2	V2	S3	V3	Vmax		Lap	Time	S1	V1	S2	V2	S3	V3	Vmax
1	1:45.987	41.595	209	36.942	189	27.450	194			18	1:38.408	35.183	230	35.635	192	27.590	197	237
2	1:37.988	35.473	229	35.245	193	27.270	194	233		19	1:38.222	35.301	230	35.450	193	27.471	199	237
3	1:38.004	35.460	230	35.279	194	27.265	196	226		20	1:38.124	35.180	224	35.410	192	27.534	194	239
4	1:38.699	35.340	230	35.741	192	27.618	197	232		21	1:38.423	35.481	231	35.402	193	27.540	195	227
5	1:39.537	35.650	225	35.825	192	28.062	195	237		22	1:38.951	35.409	225	35.819	192	27.723	194	239
6	1:38.895	35.514	231	35.782	191	27.599	193	234		23	1:39.362	36.057	230	35.679	193	27.626	198	227
7	1:39.757	35.866	225	36.037	190	27.854	192	227		24	1:38.987	35.364	225	35.783	190	27.840	197	236
8	1:40.978	35.986	224	35.958	190	29.034	181	226		25	1:38.832	35.541	224	35.635	192	27.656	196	228
9	2:19.328	48.704	145	52.283	91	38.341	124	190		26	1:39.137	35.603	224	35.800	192	27.734	193	228
10	2:27.315	51.667	166	51.890	108	43.758	140	175		27	1:38.917	35.580	225	35.692	194	27.645	193	227
11	1:48.872	44.985	220	36.127	189	27.760	193	213		28	1:39.144	35.552	225	35.888	189	27.704	191	228
12	1:40.162	35.822	224	36.375	186	27.965	193	228		29	1:39.370	35.633	223	36.005	191	27.732	193	226
13	1:42.623	35.726	222	36.399	190			226		30	1:39.609	35.679	224	35.935	177	27.995	194	225
14	2:10.880	1:06.802	220	36.409	190	27.669	194			31	1:39.113	35.650	224	35.747	193	27.716	194	227
15	1:39.473	36.011	223	35.874	191	27.588	192	223		32	1:39.133	35.627	225	35.843	191	27.663	200	226
16	1:38.432	35.353	230	35.640	191	27.439	197	233		33	1:39.465	35.733	225	35.926	192	27.806	189	228
17	1:38.331	35.377	232	35.566	188	27.388	196	235		34	1:40.268	36.282	226	36.147	192	27.839	196	227

16 Timo Glock , BMW M4 DTM / DEU										theoretical besttime: 1:38.238								
Lap	Time	S1	V1	S2	V2	S3	V3	Vmax		Lap	Time	S1	V1	S2	V2	S3	V3	Vmax
1	1:49.297	43.655	215	37.693	192	27.949	193			18	1:39.007	35.817	224	35.612	193	27.578	193	226
2	1:39.346	35.950	223	35.950	191	27.446	193	227		19	1:39.281	35.813	224	35.775	191	27.693	191	227
3	1:38.979	36.069	229	35.606	193	27.304	194	237		20	1:39.041	35.641	224	35.710	190	27.690	193	227
4	1:38.886	35.343	230	36.006	193	27.537	197	233		21	1:38.955	35.596	223	35.670	190	27.689	191	227
5	1:39.423	35.884	224	35.923	193	27.616	192	236		22	1:39.040	35.641	224	35.591	191	27.808	195	225
6	1:42.017	35.750	225	35.907	193			228		23	1:39.322	35.759	225	35.788	188	27.775	191	225
7	2:09.133	1:05.655	219	36.139	192	27.339	193			24	1:38.924	35.650	225	35.771	190	27.503	195	225
8	1:41.009	35.632	222	36.791	183	28.586	189	226		25	1:39.279	35.670	225	35.837	191	27.772	193	225
9	1:51.879	36.823	219	37.657	143	37.399	108	223		26	1:38.814	35.533	225	35.594	191	27.687	191	226
10	2:17.842	50.691	151	50.248	97	36.903	144	171		27	1:39.351	35.734	225	35.962	186	27.655	194	226
11	1:44.562	39.059	216	37.333	189	28.170	195	218		28	1:39.219	35.655	224	35.935	190	27.629	191	225
12	1:39.719	35.711	223	36.295	190	27.713	192	235		29	1:38.956	35.571	225	35.684	188	27.701	194	226
13	1:39.704	36.029	224	36.017	191	27.658	194	227		30	1:39.127	35.521	225	35.861	192	27.745	197	225
14	1:39.438	35.639	225	36.094	191	27.705	193	235		31	1:39.003	35.571	225	35.768	191	27.664	188	225
15	1:39.653	35.687	231	36.152	192	27.814	196	236		32	1:39.403	35.633	225	36.172	191	27.598	196	226
16	1:38.883	35.513	224	35.630	191	27.740	190	237		33	1:39.244	35.743	225	35.801	190	27.700	190	226
17	1:39.143	35.587	231	35.740	193	27.816	193	225		34	1:39.498	35.623	225	35.980	187	27.895	189	226

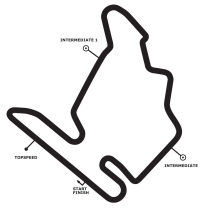
22 Lucas Auer , Mercedes-AMG C 63 DTM BWT / AUT										theoretical besttime: 1:37.902								
Lap	Time	S1	V1	S2	V2	S3	V3	Vmax		Lap	Time	S1	V1	S2	V2	S3	V3	Vmax
1	1:46.773	42.306	222	36.934	191	27.533	190			18	1:38.473	35.600	224	35.304	192	27.569	195	228
2	1:38.985	36.035	223	35.578	192	27.372	195	232		19	1:38.276	35.508	224	35.302	192	27.466	201	228
3	1:38.283	35.486	223	35.325	192	27.472	194	233		20	1:38.299	35.590	223	35.318	192	27.391	197	228
4	1:38.804	35.504	226	35.723	188	27.577	193	231		21	1:38.623	35.647	224	35.478	188	27.498	188	226
5	1:38.937	35.616	223	35.727	190	27.594	195	234		22	1:38.546	35.593	224	35.541	192	27.412	196	228
6	1:39.275	36.027	222	35.763	191	27.485	193	235		23	1:39.468	36.084	223	35.794	191	27.590	194	235
7	1:39.272	35.652	224	35.773	189	27.847	190	234		24	1:39.576	35.375	225	36.154	168	28.047	192	236
8	1:41.055	35.820	224	36.006	188	29.229	187	225		25	1:39.109	35.692	224	35.678	191	27.739	192	226
9	2:19.250	48.579	156	52.628	90	38.043	130	200		26	1:39.509	35.693	225	35.988	190	27.828	189	227
10	2:26.064	52.293	149	51.300	110	42.471	140	160		27	1:39.099	35.834	225	35.660	191	27.605	192	225
11	1:49.491	45.306	223	36.418	188	27.767	190	211		28	1:39.533	36.031	223	35.871	190	27.631	189	225
12	1:40.749	35.979	223	36.593	178	28.177	194	225		29	1:39.486	35.793	224	35.793	188	27.900	192	225
13	1:40.007	35.793	225	36.423	187	27.791	196	234		30	1:39.241	35.814	223	35.724	191	27.703	192	225
14	1:43.050	35.847	225	36.489	187			235		31	1:39.260	35.760	224	35.794	191	27.706	191	226
15	2:09.034	1:05.898	221	35.911	190	27.225	190			32	1:39.238	35.769	225	35.833	190	27.636	191	225
16	1:38.225	35.454	223	35.384	191	27.387	194	227		33	1:38.991	35.768	225	35.683	192	27.540	195	226
17	1:38.409	35.576	224	35.347	189	27.486	197	235		34	1:39.374	35.821	226	36.108	191	27.445	197	226

DTM Budapest

Hungaroring, length 4381 m

16. - 18.06.2017

DTM



-Reg.No.: K-0294/2017.05.30.

Lap Analysis race 1, 17.06.2017

31 Tom Blomqvist , BMW M4 DTM / GBR

theoretical besttime: 1:38.513

Lap	Time	S1	V1	S2	V2	S3	V3	Vmax	Lap	Time	S1	V1	S2	V2	S3	V3	Vmax
1	1:52.516	48.778	220	36.035	188	27.703	193		14	1:41.253	36.580	224	36.563	186	28.110	190	227
2	1:39.014	35.562	224	36.060	187	27.392	192	228	15	1:40.395	35.981	224	36.290	185	28.124	192	226
3	1:39.508	35.614	225	36.199	188	27.695	191	226	16	1:42.896	35.915	224	36.280	185			227
4	1:40.338	35.779	225	36.614	183	27.945	194	230	17	2:08.808	1:05.147	219	36.298	184	27.363	196	
5	1:40.045	35.699	225	36.490	187	27.856	195	236	18	1:39.041	35.630	223	35.744	187	27.667	192	227
6	1:40.104	35.779	231	36.401	188	27.924	198	237	19	1:38.923	35.624	223	35.672	190	27.627	194	227
7	1:39.632	35.478	231	36.275	188	27.879	194	237	20	1:39.303	35.805	223	35.887	190	27.611	189	228
8	1:40.362	35.700	223	36.222	188	28.440	190	234	21	1:39.189	35.656	224	35.778	187	27.755	193	226
9	2:15.864	45.129	135	51.975	73	38.760	138	226	22	1:39.629	35.706	224	36.089	188	27.834	190	227
10	2:20.172	51.420	161	50.620	84	38.132	143	169	23	1:39.910	35.722	223	36.469	187	27.719	191	225
11	1:44.512	39.013	216	37.457	185	28.042	191	214	24	1:39.689	35.717	224	36.113	190	27.859	192	226
12	1:42.326	36.438	229	37.114	175	28.774	194	228	25	1:42.364	35.614	225	35.956	187			227
13	1:39.874	35.506	231	36.443	186	27.925	192	236									

33 René Rast , AUTO BILD MOTORSPORT Audi RS 5DTM / DEU

theoretical besttime: 1:37.169

Lap	Time	S1	V1	S2	V2	S3	V3	Vmax	Lap	Time	S1	V1	S2	V2	S3	V3	Vmax
1	1:43.213	40.537	221	35.518	191	27.158	193		18	1:38.250	35.357	224	35.385	191	27.508	193	226
2	1:37.724	35.513	222	35.119	194	27.092	193	224	19	1:38.910	35.493	222	35.837	192	27.580	194	227
3	1:38.347	35.636	225	35.350	193	27.361	191	226	20	1:38.730	35.468	223	35.694	191	27.568	195	228
4	1:39.137	35.695	225	35.960	191	27.482	192	223	21	1:41.506	35.460	223	35.685	190			229
5	1:39.211	35.757	223	35.798	190	27.656	193	225	22	2:08.156	1:05.084	220	35.995	193	27.077	188	
6	1:39.213	35.735	224	35.806	189	27.672	190	225	23	1:37.965	35.332	224	35.594	193	27.039	194	225
7	1:39.355	35.778	225	35.896	189	27.681	192	226	24	1:37.578	35.247	222	35.205	191	27.126	193	225
8	1:39.997	35.725	224	35.907	191	28.365	182	225	25	1:37.405	35.197	224	34.987	194	27.221	193	228
9	2:19.541	49.431	167	51.599	142	38.511	125	181	26	1:37.776	35.143	224	35.354	192	27.279	197	228
10	2:30.340	51.019	153	53.060	113	46.261	140	178	27	1:38.002	35.264	225	35.539	191	27.199	195	227
11	1:41.075	37.451	224	36.062	192	27.562	193	208	28	1:37.948	35.228	225	35.397	192	27.323	193	226
12	1:39.603	36.040	225	35.973	192	27.590	193	228	29	1:38.070	35.341	225	35.322	192	27.407	189	226
13	1:39.454	35.785	225	35.878	189	27.791	192	227	30	1:37.946	35.246	225	35.445	193	27.255	196	226
14	1:39.570	35.744	224	36.009	192	27.817	192	227	31	1:38.098	35.294	226	35.401	193	27.403	194	228
15	1:39.295	35.691	225	35.726	191	27.878	193	227	32	1:38.009	35.330	226	35.326	193	27.353	192	227
16	1:38.567	35.592	225	35.477	192	27.498	198	228	33	1:38.182	35.402	227	35.386	191	27.394	192	229
17	1:38.079	35.169	224	35.263	192	27.647	194	237	34	1:38.293	35.371	225	35.536	190	27.386	189	229

36 Maxime Martin , BMW M4 DTM / BEL

theoretical besttime: 1:39.133

Lap	Time	S1	V1	S2	V2	S3	V3	Vmax	Lap	Time	S1	V1	S2	V2	S3	V3	Vmax
1	1:50.878	44.518	216	38.474	184	27.886	194		5	1:40.041	35.606	224	36.557	186	27.878	191	233
2	1:39.575	35.969	224	36.087	188	27.519	192	229	6	1:40.430	36.080	225	36.353	184	27.997	191	228
3	1:39.646	35.926	224	36.008	187	27.712	190	226	7	1:41.170	36.454	225	36.666	185	28.050	191	227
4	1:40.497	36.119	224	36.491	183	27.887	193	225									

48 Edoardo Mortara , Mercedes-AMG C 63 DTM BWT / ITA

theoretical besttime: 1:37.464

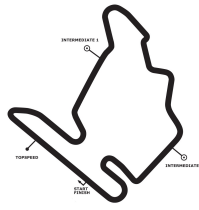
Lap	Time	S1	V1	S2	V2	S3	V3	Vmax	Lap	Time	S1	V1	S2	V2	S3	V3	Vmax
1	1:50.127	44.607	216	37.499	189	28.021	191		18	1:38.146	35.494	222	35.304	191	27.348	195	225
2	1:39.241	35.843	221	35.813	187	27.585	193	226	19	1:38.341	35.564	222	35.372	192	27.405	190	226
3	1:39.362	35.755	224	36.045	190	27.562	190	225	20	1:38.106	35.524	222	35.244	193	27.338	194	227
4	1:39.856	35.904	221	36.189	188	27.763	191	224	21	1:42.516	36.416	221	38.339	189	27.761	193	226
5	1:39.251	35.857	221	35.741	190	27.653	189	225	22	1:39.131	35.727	222	35.811	189	27.593	193	233
6	1:39.218	35.839	223	35.713	191	27.666	190	225	23	1:39.078	35.342	230	36.016	191	27.720	206	234
7	1:39.223	35.779	223	35.677	190	27.767	191	225	24	1:39.306	35.639	224	36.004	192	27.663	198	235
8	1:40.807	35.815	222	35.656	189	29.336	177	224	25	1:39.073	35.597	223	35.769	192	27.707	196	236
9	2:18.484	47.988	136	51.709	74	38.787	123	184	26	1:38.845	35.450	230	35.775	193	27.620	205	235
10	2:21.761	51.517	136	50.387	104	39.857	146	191	27	1:38.880	35.463	232	35.900	192	27.517	205	235
11	1:42.804	38.350	219	36.662	187	27.792	194	216	28	1:38.918	35.589	224	35.638	191	27.691	192	236
12	1:40.055	35.934	221	36.272	191	27.849	193	227	29	1:39.868	36.252	223	35.959	191	27.657	202	236
13	1:39.971	35.698	227	36.360	188	27.913	195	233	30	1:39.125	35.608	224	35.893	191	27.624	195	234
14	1:39.795	35.660	223	36.182	189	27.953	191	234	31	1:40.214	36.504	223	35.839	190	27.871	198	226
15	1:42.031	35.872	229	35.977	189			225	32	1:39.391	35.665	224	36.049	193	27.677	189	234
16	2:08.148	1:05.232	219	35.590	192	27.326	190		33	1:39.141	35.992	223	35.661	192	27.488	194	226
17	1:37.739	35.617	222	34.973	192	27.149	199	224	34	1:39.683	36.025	224	35.901	190	27.757	191	227

DTM Budapest

Hungaroring, length 4381 m

16. - 18.06.2017

DTM



-Reg.No.: K-0294/2017.05.30.

Lap Analysis race 1, 17.06.2017

51 Nico Müller , Playboy Audi RS 5 DTM / CHE

theoretical besttime: 1:37.715

Lap	Time	S1	V1	S2	V2	S3	V3	Vmax	Lap	Time	S1	V1	S2	V2	S3	V3	Vmax
1	1:46.475	41.976	222	36.947	189	27.552	190		18	1:38.433	35.389	225	35.525	192	27.519	197	226
2	1:38.428	35.683	225	35.434	191	27.311	193	231	19	1:38.185	35.431	224	35.197	191	27.557	195	226
3	1:38.319	35.504	223	35.478	191	27.337	194	231	20	1:38.150	35.306	224	35.385	190	27.459	190	228
4	1:38.992	35.715	223	35.682	191	27.595	190	230	21	1:38.553	35.379	225	35.545	191	27.629	189	226
5	1:39.069	35.765	223	35.714	193	27.590	191	225	22	1:38.845	35.582	224	35.711	192	27.552	194	226
6	1:39.175	36.025	223	35.690	192	27.460	190	226	23	1:38.915	35.569	225	35.616	190	27.730	192	225
7	1:39.239	35.731	224	35.802	193	27.706	191	225	24	1:39.118	35.546	224	35.697	188	27.875	191	225
8	1:40.949	35.925	224	36.063	190	28.961	186	226	25	1:39.036	35.473	226	35.797	191	27.766	195	227
9	2:19.275	49.043	145	51.912	98	38.320	117	199	26	1:39.244	35.482	226	36.017	191	27.745	193	228
10	2:26.659	52.475	150	51.026	124	43.158	140	154	27	1:39.027	35.657	225	35.703	193	27.667	191	225
11	1:48.055	42.169	213	37.691	184	28.195	193	217	28	1:38.878	35.552	226	35.763	190	27.563	193	226
12	1:41.867	36.268	222	37.508	187	28.091	191	226	29	1:38.808	35.435	225	35.706	193	27.667	191	224
13	1:39.918	35.745	231	36.358	189	27.815	190	230	30	1:39.036	35.649	225	35.756	194	27.631	195	226
14	1:42.849	35.892	224	36.282	188			226	31	1:39.724	35.478	231	36.168	190	28.078	196	233
15	2:08.569	1:05.188	220	36.102	188	27.279	192		32	1:38.868	35.274	231	35.950	194	27.644	196	235
16	1:38.150	35.489	224	35.417	193	27.244	192	225	33	1:39.323	35.744	232	35.924	193	27.655	197	238
17	1:38.472	35.639	225	35.414	191	27.419	192	224	34	1:39.487	35.653	232	36.180	191	27.654	194	236

53 Jamie Green , Hoffmann Group Audi RS 5 DTM / GBR

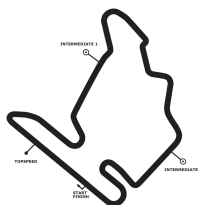
theoretical besttime: 1:36.921

Lap	Time	S1	V1	S2	V2	S3	V3	Vmax	Lap	Time	S1	V1	S2	V2	S3	V3	Vmax
1	1:44.357	41.446	216	35.898	193	27.013	194		18	1:38.666	35.467	225	35.591	191	27.608	193	226
2	1:37.828	35.463	230	35.339	189	27.026	195	232	19	1:39.010	35.690	224	35.548	190	27.772	194	228
3	1:38.297	35.414	225	35.559	188	27.324	190	236	20	1:42.389	35.573	225	35.671	191			227
4	1:39.204	35.707	224	35.846	186	27.651	191	224	21	2:08.661	1:04.877	222	36.600	191	27.184	194	
5	1:39.315	35.753	223	35.690	189	27.872	190	226	22	1:37.154	35.220	225	34.980	193	26.954	193	226
6	1:39.183	35.711	225	35.764	189	27.708	190	225	23	1:37.508	35.104	225	35.150	189	27.254	194	225
7	1:39.796	35.758	224	36.186	185	27.852	191	225	24	1:37.285	34.987	225	35.161	189	27.137	198	236
8	1:39.584	35.641	225	36.063	189	27.880	192	225	25	1:37.411	35.049	226	35.104	190	27.258	196	237
9	2:19.476	49.437	148	51.800	118	38.239	139	175	26	1:38.206	35.542	225	35.239	192	27.425	195	227
10	2:29.285	51.414	166	52.596	118	45.275	139	160	27	1:37.872	35.260	226	35.268	191	27.344	194	227
11	1:41.326	37.625	223	36.146	185	27.555	191	213	28	1:38.031	35.368	226	35.354	191	27.309	191	226
12	1:39.661	35.787	223	36.132	190	27.742	191	227	29	1:37.598	35.250	225	35.038	192	27.310	194	226
13	1:39.592	35.788	225	35.895	187	27.909	194	225	30	1:38.268	35.320	225	35.364	182	27.584	189	225
14	1:39.627	35.486	226	36.348	186	27.793	191	235	31	1:38.290	35.418	226	35.395	188	27.477	190	226
15	1:39.303	35.677	232	35.755	189	27.871	196	226	32	1:38.002	35.414	226	35.388	191	27.200	198	227
16	1:38.921	35.364	226	35.824	189	27.733	194	237	33	1:37.730	35.307	227	35.137	193	27.286	191	227
17	1:39.035	35.677	225	35.428	185	27.930	192	226	34	1:37.894	35.302	226	35.281	194	27.311	173	228

63 Maro Engel , Mercedes-AMG C 63 DTM SILBERPFEIL Energy / DEU

theoretical besttime: 1:37.763

Lap	Time	S1	V1	S2	V2	S3	V3	Vmax	Lap	Time	S1	V1	S2	V2	S3	V3	Vmax
1	1:50.533	44.842	197	37.739	187	27.952	193		18	1:38.939	35.653	222	35.544	191	27.742	192	225
2	1:39.264	35.913	221	35.833	188	27.518	192	232	19	1:39.280	35.797	220	35.695	189	27.788	198	226
3	1:39.484	36.021	221	35.856	190	27.607	191	226	20	1:39.316	35.793	222	35.769	189	27.754	195	227
4	1:39.740	35.878	222	36.083	185	27.779	191	225	21	1:38.762	35.646	222	35.461	189	27.655	193	225
5	1:39.475	35.975	223	35.820	189	27.680	191	226	22	1:39.233	35.793	223	35.503	191	27.937	193	225
6	1:39.358	35.819	223	35.812	188	27.727	190	226	23	1:39.257	35.823	223	35.678	188	27.756	195	224
7	1:39.512	35.892	223	35.889	185	27.731	190	225	24	1:39.377	35.734	223	35.898	189	27.745	197	225
8	1:40.455	35.786	223	36.140	188	28.529	159	225	25	1:39.110	35.633	223	35.775	191	27.702	192	225
9	2:18.598	48.123	140	51.715	74	38.760	125	204	26	1:38.800	35.665	223	35.459	192	27.676	196	226
10	2:21.121	51.337	156	50.788	91	38.996	141	176	27	1:39.467	35.754	223	36.078	190	27.635	200	226
11	1:45.709	39.893	213	37.642	186	28.174	192	214	28	1:39.562	35.869	223	36.020	191	27.673	196	225
12	1:41.376	35.822	228	37.046	182	28.508	194	233	29	1:39.437	35.705	223	35.924	187	27.808	194	225
13	1:40.038	35.603	225	36.528	188	27.907	194	234	30	1:39.586	35.775	222	36.140	190	27.671	195	225
14	1:39.847	35.643	221	36.269	189	27.935	189	235	31	1:42.405	35.704	222	36.002	192			225
15	1:39.307	35.475	221	35.988	189	27.844	193	232	32	2:08.115	1:05.427	220	35.483	192	27.205	194	
16	1:39.260	35.706	221	35.751	188	27.803	189	226	33	1:38.008	35.514	220	35.083	193	27.411	192	226
17	1:39.047	35.850	222	35.263	191	27.934	193	224	34	1:39.966	36.046	221	36.423	189	27.497	190	228



Lap Analysis race 1, 17.06.2017

77 Loic Duval , Castrol EDGE Audi RS 5 DTM / FRA

theoretical besttime: 1:37.919

Lap	Time	S1	V1	S2	V2	S3	V3	Vmax	Lap	Time	S1	V1	S2	V2	S3	V3	Vmax
1	1:47.261	42.616	216	37.080	190	27.565	192		18	2:08.169	1:04.890	221	36.031	188	27.248	192	
2	1:38.973	35.969	224	35.789	192	27.215	193	225	19	1:38.266	35.664	223	35.440	192	27.162	193	227
3	1:38.355	35.527	225	35.581	191	27.247	194	227	20	1:38.081	35.474	224	35.388	192	27.219	195	228
4	1:38.923	35.484	225	36.055	188	27.384	197	233	21	1:40.290	35.420	225	37.003	186	27.867	196	236
5	1:39.051	35.388	229	36.048	189	27.615	193	235	22	1:39.023	35.632	225	36.077	191	27.314	194	228
6	1:39.284	35.744	225	36.201	190	27.339	196	234	23	1:39.142	35.474	231	36.101	190	27.567	193	237
7	1:39.656	35.645	225	36.324	189	27.687	192	234	24	1:39.414	35.848	226	36.139	189	27.427	195	225
8	1:40.498	35.659	224	35.918	187	28.921	178	226	25	1:38.984	35.559	226	36.010	189	27.415	194	228
9	2:19.483	49.234	154	52.138	86	38.111	130	208	26	1:38.901	35.422	231	36.015	193	27.464	193	237
10	2:25.345	52.649	136	50.738	99	41.958	142	165	27	1:38.801	35.849	226	35.590	193	27.362	193	227
11	1:42.730	38.572	222	36.404	191	27.754	191	215	28	1:38.928	35.629	226	35.835	191	27.464	191	228
12	1:39.937	36.044	223	36.042	191	27.851	191	225	29	1:39.661	36.219	223	35.926	192	27.516	197	227
13	1:40.010	35.893	224	36.497	189	27.620	192	226	30	1:39.343	35.625	233	36.179	191	27.539	193	237
14	1:39.859	35.796	223	36.297	189	27.766	196	226	31	1:38.539	35.589	225	35.439	193	27.511	195	236
15	1:39.505	35.867	224	35.842	189	27.796	192	225	32	1:38.906	36.004	226	35.369	194	27.533	194	227
16	1:39.237	35.806	223	35.801	191	27.630	189	226	33	1:38.962	35.730	225	35.592	196	27.640	194	229
17	1:42.598	35.941	223	35.541	187			225	34	2:15.671	40.268	96	52.055	135			229

99 Mike Rockenfeller , Schaeffler Audi RS 5 DTM / DEU

theoretical besttime: 1:36.732

Lap	Time	S1	V1	S2	V2	S3	V3	Vmax	Lap	Time	S1	V1	S2	V2	S3	V3	Vmax
1	1:45.437	41.441	221	36.751	191	27.245	192		18	1:37.332	35.442	223	34.765	190	27.125	193	225
2	1:37.819	35.654	224	35.118	194	27.047	192	225	19	1:37.155	35.195	223	34.907	193	27.053	197	226
3	1:37.879	35.539	223	35.134	193	27.206	191	226	20	1:37.101	35.249	223	34.853	193	26.999	194	228
4	1:39.123	35.782	224	35.669	193	27.672	191	225	21	1:37.292	35.298	225	34.934	195	27.060	197	226
5	1:39.344	35.592	232	35.861	191	27.891	199	230	22	1:37.527	35.432	224	34.983	193	27.112	196	238
6	1:39.008	35.627	224	35.768	192	27.613	191	237	23	1:37.113	34.968	225	34.953	193	27.192	191	235
7	1:39.742	36.000	227	36.060	187	27.682	193	225	24	1:37.774	35.432	225	35.070	191	27.272	194	225
8	1:40.875	36.113	224	35.919	190	28.843	181	225	25	1:38.352	35.501	226	35.351	192	27.500	188	226
9	2:18.946	48.727	147	51.879	97	38.340	140	185	26	1:37.779	35.326	225	35.083	192	27.370	194	226
10	2:28.157	51.622	175	52.399	112	44.136	141	167	27	1:37.633	35.385	225	35.175	193	27.073	197	227
11	1:42.002	38.205	222	36.211	189	27.586	191	212	28	1:38.133	35.435	225	35.456	192	27.242	195	226
12	1:39.462	35.860	224	35.888	190	27.714	194	226	29	1:37.930	35.362	225	35.304	191	27.264	197	225
13	1:39.596	35.929	224	35.760	190	27.907	190	224	30	1:37.743	35.329	225	35.158	193	27.256	192	226
14	1:39.538	35.798	226	35.907	189	27.833	189	225	31	1:38.659	35.378	226	35.661	190	27.620	195	227
15	1:39.420	35.853	225	35.716	190	27.851	190	225	32	1:37.394	35.309	226	35.014	194	27.071	195	227
16	1:41.744	35.320	232	35.812	191			233	33	1:38.937	35.310	228	35.951	194	27.676	196	234
17	2:06.328	1:03.319	221	35.686	190	27.323	194		34	1:39.658	35.807	232	35.999	191	27.852	192	238