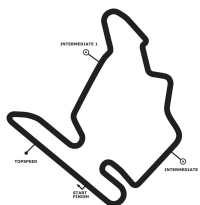


DTM Budapest

Hungaroring, length 4381 m

16. - 18.06.2017

DTM



-Reg.No.: K-0294/2017.05.30.

Lap Analysis race 2, 18.06.2017

2 Gary Paffett , Mercedes-AMG C 63 DTM Mercedes me / GBR										theoretical besttime: 1:37.360								
Lap	Time	S1	V1	S2	V2	S3	V3	Vmax		Lap	Time	S1	V1	S2	V2	S3	V3	Vmax
1	1:46.409	42.614	217	36.327	189	27.468	193			19	1:38.765	35.472	223	35.617	193	27.676	197	234
2	1:38.184	35.584	221	35.297	194	27.303	202	231		20	1:38.886	35.550	222	35.562	192	27.774	191	237
3	1:37.991	35.423	222	35.274	194	27.294	201	236		21	1:38.710	35.747	223	35.288	193	27.675	192	230
4	1:38.036	35.415	221	35.282	193	27.339	196	240		22	1:38.657	35.645	224	35.409	194	27.603	196	234
5	1:38.073	35.548	222	35.083	194	27.442	191	231		23	1:38.806	35.661	223	35.434	194	27.711	192	236
6	1:38.901	35.558	223	35.480	193	27.863	199	232		24	1:38.845	35.797	223	35.303	194	27.745	191	229
7	1:38.659	35.612	222	35.396	193	27.651	195	236		25	1:38.931	35.599	224	35.477	194	27.855	197	234
8	1:40.392	35.354	221	34.797	194			238		26	1:38.973	35.556	230	35.726	194	27.691	196	237
9	2:10.404	1:07.764	219	35.423	193	27.217	192			27	1:38.652	35.552	225	35.506	195	27.594	197	238
10	1:37.714	35.531	221	34.974	193	27.209	190	227		28	1:38.548	35.474	224	35.478	195	27.596	198	238
11	1:37.894	35.598	222	35.002	194	27.294	194	229		29	1:38.697	35.515	224	35.512	195	27.670	195	241
12	1:38.121	35.612	222	35.072	195	27.437	195	230		30	1:39.348	35.890	224	35.515	194	27.943	194	229
13	1:38.088	35.600	222	35.046	194	27.442	191	230		31	1:39.763	35.680	222	36.036	194	28.047	195	236
14	1:38.157	35.633	222	35.117	195	27.407	195	230		32	1:38.958	35.991	222	35.226	194	27.741	191	238
15	1:38.378	35.684	223	35.262	195	27.432	196	231		33	1:38.808	35.843	221	35.238	195	27.727	189	229
16	1:38.199	35.567	222	34.995	196	27.637	194	230		34	1:39.906	36.070	223	35.788	192	28.048	193	229
17	1:38.561	35.626	223	35.354	193	27.581	197	236		35	1:39.861	35.892	223	35.716	191	28.253	165	229
18	1:38.970	35.518	223	35.766	193	27.686	193	238										

3 Paul Di Resta , Mercedes-AMG C 63 DTM / GBR										theoretical besttime: 1:37.124								
Lap	Time	S1	V1	S2	V2	S3	V3	Vmax		Lap	Time	S1	V1	S2	V2	S3	V3	Vmax
1	1:45.439	42.211	220	36.003	191	27.225	197			19	1:38.792	35.579	223	35.412	191	27.801	197	228
2	1:38.224	35.464	223	35.455	192	27.305	196	232		20	1:38.481	35.412	222	35.370	192	27.699	194	237
3	1:37.965	35.315	222	35.447	193	27.203	204	238		21	1:38.622	35.564	222	35.331	192	27.727	193	230
4	1:37.955	35.289	222	35.315	191	27.351	197	240		22	1:38.995	35.687	224	35.551	191	27.757	194	228
5	1:37.922	35.279	222	35.191	193	27.452	194	237		23	1:38.827	35.738	224	35.379	192	27.710	194	228
6	1:38.977	35.441	221	35.940	190	27.596	201	240		24	1:38.618	35.581	223	35.405	193	27.632	193	229
7	1:41.602	35.600	221	35.405	192			239		25	1:38.873	35.662	223	35.412	189	27.799	194	228
8	2:06.271	1:04.266	218	34.924	192	27.081	194			26	1:38.642	35.713	223	35.245	189	27.684	193	228
9	1:37.569	35.678	220	34.806	192	27.085	194	229		27	1:39.488	36.590	223	35.286	192	27.612	194	229
10	1:38.510	35.843	223	35.586	193	27.081	194	229		28	1:38.357	35.576	224	35.112	192	27.669	196	230
11	1:38.336	35.237	224	35.724	191	27.375	196	234		29	1:38.871	35.780	224	35.394	191	27.697	195	230
12	1:38.331	35.414	223	35.515	194	27.402	198	240		30	1:38.741	35.631	223	35.358	191	27.752	192	229
13	1:38.075	35.344	222	35.361	192	27.370	194	240		31	1:38.858	35.607	223	35.392	190	27.859	194	228
14	1:38.092	35.324	222	35.220	195	27.548	196	236		32	1:38.869	35.727	224	35.356	192	27.786	194	229
15	1:38.494	35.483	222	35.421	192	27.590	194	238		33	1:38.921	35.679	223	35.447	190	27.795	194	229
16	1:38.281	35.470	222	35.239	192	27.572	193	236		34	1:39.192	35.676	224	35.510	192	28.006	194	230
17	1:38.574	35.575	227	35.385	191	27.614	196	229		35	1:41.131	35.717	221	35.694	189	29.720	176	229
18	1:38.581	35.389	223	35.475	190	27.717	192	236										

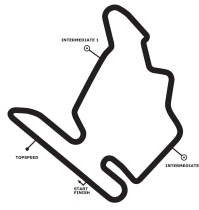
5 Mattias Ekström , Red Bull Audi RS 5 DTM / SWE										theoretical besttime: 1:36.505								
Lap	Time	S1	V1	S2	V2	S3	V3	Vmax		Lap	Time	S1	V1	S2	V2	S3	V3	Vmax
1	1:43.770	40.939	222	35.450	192	27.381	191			19	1:38.521	35.579	225	35.196	190	27.746	193	228
2	1:38.279	35.391	225	35.486	192	27.402	194	237		20	1:38.454	35.645	222	35.181	192	27.628	192	227
3	1:40.358	35.141	227	35.136	193			237		21	1:38.409	35.516	221	35.332	190	27.561	195	229
4	2:05.488	1:03.784	218	34.824	194	26.880	193			22	1:38.690	35.597	223	35.431	190	27.662	193	229
5	1:36.725	35.248	222	34.484	195	26.993	194	229		23	1:38.499	35.618	223	35.279	190	27.602	192	229
6	1:36.956	35.249	221	34.591	193	27.116	195	232		24	1:39.004	35.647	224	35.715	193	27.642	192	229
7	1:37.366	35.232	221	34.989	193	27.145	194	231		25	1:39.050	35.713	223	35.537	191	27.800	192	228
8	1:37.513	35.324	222	34.931	191	27.258	193	230		26	1:38.638	35.717	224	35.263	192	27.658	193	227
9	1:38.000	35.517	221	35.139	189	27.344	193	230		27	1:39.120	35.716	224	35.694	192	27.710	193	229
10	1:38.448	35.623	223	35.433	190	27.392	195	230		28	1:38.705	35.636	224	35.412	192	27.657	195	229
11	1:38.776	35.608	224	35.613	189	27.555	192	230		29	1:38.469	35.612	223	35.314	192	27.543	194	231
12	1:38.701	35.631	223	35.405	190	27.665	196	230		30	1:38.668	35.628	224	35.476	190	27.564	192	229
13	1:38.617	35.600	222	35.396	189	27.621	191	231		31	1:39.368	36.060	221	35.636	192	27.672	193	228
14	1:38.494	35.628	224	35.314	189	27.552	192	231		32	1:38.895	35.684	224	35.546	192	27.665	193	230
15	1:38.474	35.613	220	35.208	191	27.653	192	231		33	1:39.085	35.571	224	35.773	190	27.741	195	235
16	1:38.586	35.583	222	35.365	190	27.638	192	228		34	1:39.799	35.721	221	36.181	190	27.897	194	239
17	1:38.430	35.554	225	35.319	191	27.557	194	229		35	1:39.889	35.683	223	35.980	190	28.226	189	237
18	1:38.389	35.601	222	35.227	193	27.561	193	229										

DTM Budapest

Hungaroring, length 4381 m

16. - 18.06.2017

DTM



-Reg.No.: K-0294/2017.05.30.

Lap Analysis race 2, 18.06.2017

6 Robert Wickens , Mercedes-AMG C 63 DTM Mercedes me / CAN										theoretical besttime: 1:37.328								
Lap	Time	S1	V1	S2	V2	S3	V3	Vmax		Lap	Time	S1	V1	S2	V2	S3	V3	Vmax
1	1:47.405	43.008	216	36.983	190	27.414	197			19	1:38.750	35.433	222	35.467	192	27.850	190	237
2	1:38.110	35.388	221	35.455	192	27.267	200	237		20	1:38.724	35.720	223	35.275	193	27.729	192	228
3	1:38.041	35.336	223	35.478	193	27.227	195	241		21	1:38.665	35.647	229	35.269	191	27.749	194	230
4	1:38.414	35.405	222	35.536	191	27.473	196	233		22	1:38.750	35.547	223	35.406	192	27.797	192	237
5	1:40.437	35.412	223	35.163	193			231		23	1:39.011	35.852	223	35.394	191	27.765	193	227
6	2:07.775	1:05.251	218	35.366	194	27.158	196			24	1:38.868	35.713	223	35.270	191	27.885	193	230
7	1:37.559	35.482	219	35.047	194	27.030	191	229		25	1:39.125	35.855	222	35.448	192	27.822	192	229
8	1:38.626	35.600	220	35.776	192	27.250	191	228		26	1:38.744	35.766	231	35.273	194	27.705	196	228
9	1:38.293	35.406	228	35.612	193	27.275	195	231		27	1:38.658	35.571	223	35.320	193	27.767	194	237
10	1:37.637	35.251	223	35.163	193	27.223	198	238		28	1:38.461	35.668	223	35.158	195	27.635	193	230
11	1:38.018	35.360	230	35.272	193	27.386	197	231		29	1:38.667	35.661	224	35.278	193	27.728	194	230
12	1:38.375	35.260	230	35.661	194	27.454	196	240		30	1:38.693	35.759	223	35.164	193	27.770	192	229
13	1:38.360	35.428	222	35.326	189	27.606	194	232		31	1:39.264	35.817	222	35.484	191	27.963	193	228
14	1:38.172	35.363	229	35.268	193	27.541	198	239		32	1:39.899	36.187	221	35.897	193	27.815	193	228
15	1:38.507	35.445	222	35.371	191	27.691	195	240		33	1:39.513	36.019	222	35.643	191	27.851	193	229
16	1:38.613	35.597	229	35.260	193	27.756	197	230		34	1:39.801	36.239	222	35.514	190	28.048	193	229
17	1:38.538	35.490	222	35.259	192	27.789	193	238		35	1:40.342	36.233	221	35.954	191	28.155	187	229
18	1:38.776	35.620	230	35.470	191	27.686	197	229										

7 Bruno Spengler , BMW M4 DTM / CAN										theoretical besttime: 1:36.916								
Lap	Time	S1	V1	S2	V2	S3	V3	Vmax		Lap	Time	S1	V1	S2	V2	S3	V3	Vmax
1	1:49.269	44.040	218	37.259	189	27.970	193			19	1:38.709	35.587	224	35.476	192	27.646	193	231
2	1:37.832	35.449	221	35.075	194	27.308	196	231		20	1:38.629	35.596	224	35.167	188	27.866	197	231
3	1:38.004	35.354	228	35.175	194	27.475	194	232		21	1:38.620	35.281	230	35.606	190	27.733	198	242
4	1:38.347	35.220	228	35.581	193	27.546	196	242		22	1:38.850	35.405	225	35.688	190	27.757	194	240
5	1:42.123	35.204	228	35.540	191			240		23	1:39.021	35.799	223	35.493	192	27.729	193	231
6	2:11.282	1:09.560	217	34.639	194	27.083	192			24	1:38.702	35.544	224	35.482	191	27.676	194	231
7	1:37.157	35.369	220	34.705	195	27.083	197	231		25	1:38.754	35.577	224	35.538	191	27.639	194	230
8	1:37.156	35.240	222	34.801	195	27.115	195	229		26	1:38.689	35.575	223	35.348	192	27.766	192	230
9	1:38.412	35.502	222	35.499	193	27.411	195	232		27	1:38.121	35.630	223	34.760	188	27.731	194	230
10	1:39.171	35.605	225	36.043	189	27.523	198	232		28	1:38.782	35.567	223	35.506	190	27.709	195	232
11	1:38.397	35.194	230	35.717	193	27.486	196	241		29	1:38.656	35.518	224	35.509	193	27.629	195	233
12	1:38.529	35.271	223	35.596	192	27.662	196	242		30	1:38.930	35.565	224	35.518	190	27.847	193	230
13	1:39.275	36.105	230	35.642	192	27.528	197	233		31	1:39.008	35.595	223	35.560	191	27.853	194	231
14	1:38.863	35.393	229	35.640	192	27.830	194	242		32	1:39.459	35.681	225	35.910	188	27.868	194	231
15	1:38.916	35.460	224	35.747	192	27.709	196	241		33	1:39.381	35.781	224	35.871	190	27.729	197	232
16	1:38.630	35.542	223	35.434	191	27.654	197	234		34	1:38.587	35.295	231	35.502	192	27.790	199	241
17	1:38.674	35.325	224	35.702	189	27.647	194	241		35	1:39.317	35.510	224	35.754	191	28.053	194	241
18	1:38.923	35.610	224	35.629	191	27.684	194	231										

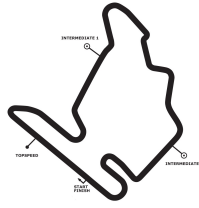
11 Marco Wittmann , BMW M4 DTM / DEU										theoretical besttime: 1:37.021								
Lap	Time	S1	V1	S2	V2	S3	V3	Vmax		Lap	Time	S1	V1	S2	V2	S3	V3	Vmax
1	1:43.440	40.455	223	35.486	194	27.499	197			18	1:38.641	35.451	223	35.590	191	27.600	196	230
2	1:38.145	35.481	223	35.409	192	27.255	197	233		19	1:38.689	35.172	224	35.777	191	27.740	196	240
3	1:37.668	35.009	224	35.318	192	27.341	196	241		20	1:38.486	35.380	222	35.504	191	27.602	194	240
4	1:37.904	35.262	228	35.224	192	27.418	198	233		21	1:38.734	35.504	223	35.536	190	27.694	192	231
5	1:37.937	35.131	223	35.285	193	27.521	196	241		22	1:38.934	35.571	223	35.665	189	27.698	193	230
6	1:38.931	36.149	222	35.167	193	27.615	193	232		23	1:38.778	35.620	224	35.392	190	27.766	193	229
7	1:38.530	35.471	222	35.382	191	27.677	195	233		24	1:38.475	35.550	224	35.332	191	27.593	194	231
8	1:38.770	35.584	223	35.446	191	27.740	194	231		25	1:38.917	35.627	223	35.494	189	27.796	193	230
9	1:41.389	35.576	223	35.493	191			232		26	1:38.635	35.606	224	35.284	190	27.745	191	229
10	2:06.902	1:04.890	222	35.040	196	26.972	199			27	1:38.613	35.575	223	35.301	187	27.737	194	230
11	1:38.707	35.266	225	36.125	192	27.316	196	230		28	1:38.811	35.499	224	35.475	189	27.837	195	231
12	1:38.295	35.443	224	35.499	194	27.353	198	233		29	1:39.711	36.188	223	35.765	189	27.758	193	232
13	1:37.906	35.279	222	35.219	193	27.408	197	241		30	1:38.561	35.523	224	35.373	190	27.665	193	230
14	1:38.143	35.253	222	35.318	193	27.572	194	241		31	1:38.794	35.528	222	35.417	189	27.849	193	229
15	1:38.370	35.519	222	35.319	192	27.532	194	232		32	1:38.908	35.653	224	35.493	188	27.762	194	229
16	1:38.163	35.360	223	35.307	193	27.496	193	231		33	1:38.647	35.516	223	35.409	190	27.722	193	230
17	1:38.389	35.389	224	35.437	189	27.563	194	231										

DTM Budapest

Hungaroring, length 4381 m

16. - 18.06.2017

DTM



-Reg.No.: K-0294/2017.05.30.

Lap Analysis race 2, 18.06.2017

15 Augusto Farfus , BMW M4 DTM / BRA

theoretical besttime: 1:37.238

Lap	Time	S1	V1	S2	V2	S3	V3	Vmax	Lap	Time	S1	V1	S2	V2	S3	V3	Vmax
1	1:45.989	42.416	218	36.149	190	27.424	198		19	1:38.938	35.635	223	35.459	191	27.844	195	232
2	1:38.152	35.487	222	35.280	193	27.385	200	239	20	1:38.816	35.567	230	35.534	192	27.715	197	231
3	1:38.083	35.199	230	35.499	193	27.385	201	242	21	1:38.870	35.581	224	35.565	192	27.724	194	242
4	1:38.055	35.207	228	35.348	192	27.500	201	242	22	1:38.763	35.554	224	35.555	193	27.654	196	237
5	1:38.009	35.151	229	35.322	194	27.536	198	241	23	1:38.787	35.561	223	35.478	193	27.748	197	240
6	1:38.933	35.325	229	35.673	192	27.935	199	242	24	1:38.920	35.615	224	35.538	194	27.767	196	238
7	1:38.672	35.533	222	35.438	192	27.701	196	241	25	1:38.976	35.576	223	35.563	190	27.837	193	240
8	1:39.349	36.049	224	35.558	190	27.742	196	230	26	1:38.948	35.641	225	35.543	193	27.764	197	235
9	1:38.712	35.891	220	35.136	194	27.685	188	231	27	1:38.871	35.570	224	35.470	192	27.831	195	241
10	1:38.362	35.644	221	35.091	194	27.627	199	229	28	1:39.067	35.641	224	35.430	190	27.996	194	232
11	1:41.748	35.711	222	35.190	192			229	29	1:39.645	36.147	223	35.621	194	27.877	195	232
12	2:08.285	1:06.103	219	35.134	195	27.048	196		30	1:40.132	36.297	224	35.846	191	27.989	192	229
13	1:37.578	35.394	221	35.039	194	27.145	195	232	31	1:39.251	35.633	223	35.688	191	27.930	199	236
14	1:38.067	35.481	221	35.151	194	27.435	194	232	32	1:39.211	35.634	223	35.730	191	27.847	195	240
15	1:38.218	35.466	222	35.344	192	27.408	196	232	33	1:39.134	35.764	223	35.502	192	27.868	194	231
16	1:38.259	35.459	222	35.259	194	27.541	194	232	34	1:39.196	35.718	224	35.445	191	28.033	193	232
17	1:38.360	35.452	223	35.406	193	27.502	194	231	35	1:39.499	35.768	223	35.696	193	28.035	193	231
18	1:38.824	35.581	224	35.542	192	27.701	195	232									

16 Timo Glock , BMW M4 DTM / DEU

theoretical besttime: 1:37.541

Lap	Time	S1	V1	S2	V2	S3	V3	Vmax	Lap	Time	S1	V1	S2	V2	S3	V3	Vmax
1	1:45.013	41.860	217	35.826	193	27.327	196		19	1:38.858	35.505	223	35.533	192	27.820	192	230
2	1:38.190	35.340	228	35.539	193	27.311	198	234	20	1:38.674	35.623	224	35.438	193	27.613	195	230
3	1:37.916	35.254	227	35.449	195	27.213	207	243	21	1:38.642	35.522	223	35.413	191	27.707	198	232
4	1:37.855	35.203	228	35.274	194	27.378	200	242	22	1:38.820	35.540	225	35.634	190	27.646	194	230
5	1:38.018	35.201	229	35.305	193	27.512	199	241	23	1:39.025	35.906	225	35.504	191	27.615	194	229
6	1:39.006	35.408	228	35.885	192	27.713	194	241	24	1:39.095	35.577	224	35.522	185	27.996	194	231
7	1:41.237	35.348	222	35.387	193			240	25	1:38.931	35.653	224	35.526	192	27.752	193	230
8	2:08.670	1:05.951	220	35.523	193	27.196	199		26	1:38.625	35.664	224	35.275	190	27.686	192	230
9	1:38.240	35.581	223	35.468	194	27.191	195	231	27	1:38.655	35.634	224	35.355	193	27.666	195	231
10	1:37.541	35.143	230	35.220	194	27.178	197	237	28	1:38.554	35.438	225	35.462	192	27.654	196	232
11	1:38.039	35.200	231	35.357	194	27.482	197	232	29	1:38.657	35.493	225	35.568	192	27.596	196	233
12	1:38.381	35.187	230	35.726	195	27.468	198	242	30	1:38.698	35.472	224	35.550	189	27.676	194	230
13	1:38.285	35.383	224	35.448	193	27.454	196	243	31	1:38.679	35.478	224	35.442	190	27.759	195	230
14	1:38.199	35.332	230	35.248	193	27.619	196	233	32	1:38.937	35.590	225	35.623	190	27.724	195	230
15	1:38.389	35.390	224	35.391	194	27.608	195	241	33	1:38.919	35.602	224	35.546	187	27.771	195	230
16	1:38.619	35.399	230	35.541	194	27.679	199	232	34	1:39.264	35.708	225	35.532	192	28.024	195	231
17	1:38.563	35.331	224	35.533	190	27.699	194	241	35	1:40.457	35.871	223	35.959	190	28.627	192	231
18	1:38.635	35.434	224	35.520	191	27.681	194	238									

22 Lucas Auer , Mercedes-AMG C 63 DTM BWT / AUT

theoretical besttime: 1:36.820

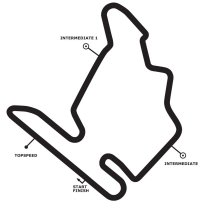
Lap	Time	S1	V1	S2	V2	S3	V3	Vmax	Lap	Time	S1	V1	S2	V2	S3	V3	Vmax
1	1:44.582	41.663	219	35.575	192	27.344	194		13	1:38.246	35.337	222	35.366	190	27.543	198	241
2	1:38.218	35.569	221	35.328	192	27.321	203	236	14	1:38.893	35.482	222	35.628	191	27.783	197	240
3	1:37.820	35.492	222	35.067	193	27.261	201	240	15	1:38.896	35.511	222	35.600	190	27.785	196	241
4	1:37.802	35.258	220	35.196	192	27.348	195	239	16	1:38.252	35.407	222	35.262	192	27.583	194	239
5	1:37.703	35.250	221	34.987	192	27.466	204	238	17	1:38.592	35.341	223	35.545	189	27.706	196	235
6	1:42.036	35.963	221	35.692	189			239	18	1:38.860	35.632	223	35.566	189	27.662	193	239
7	2:20.299	1:18.199	217	34.976	192	27.124	191		19	1:38.910	35.591	223	35.573	187	27.746	193	229
8	1:37.049	35.350	220	34.767	192	26.932	197	228	20	1:38.699	35.484	223	35.471	189	27.744	194	238
9	1:37.116	35.379	220	34.638	193	27.099	195	230	21	1:38.550	35.510	222	35.317	191	27.723	198	232
10	1:37.448	35.345	222	34.943	191	27.160	198	229	22	1:39.129	35.434	224	35.657	190	28.038	185	238
11	1:37.662	35.382	223	35.010	193	27.270	194	231	23	1:55.354	38.315	219	40.575	155			212
12	1:38.321	35.344	222	35.310	190	27.667	195	236									

DTM Budapest

Hungaroring, length 4381 m

16. - 18.06.2017

DTM



-Reg.No.: K-0294/2017.05.30.

Lap Analysis race 2, 18.06.2017

31 Tom Blomqvist , BMW M4 DTM / GBR

theoretical besttime: 1:37.761

Lap	Time	S1	V1	S2	V2	S3	V3	Vmax	Lap	Time	S1	V1	S2	V2	S3	V3	Vmax
1	1:46.924	42.817	216	36.668	190	27.439	192		19	1:38.864	35.555	225	35.614	191	27.695	196	232
2	1:38.236	35.412	224	35.573	192	27.251	198	233	20	1:38.629	35.490	225	35.719	190	27.420	198	239
3	1:38.011	35.315	223	35.409	193	27.287	196	242	21	1:38.642	35.477	224	35.608	192	27.557	195	241
4	1:38.306	35.299	230	35.696	192	27.311	197	233	22	1:38.753	35.604	225	35.660	191	27.489	193	232
5	1:38.145	35.334	222	35.314	192	27.497	196	240	23	1:39.114	35.606	224	35.795	190	27.713	193	231
6	1:38.462	35.232	230	35.603	191	27.627	194	242	24	1:38.232	35.412	225	35.278	192	27.542	194	231
7	1:38.808	35.652	224	35.585	190	27.571	192	241	25	1:39.157	35.829	223	35.734	191	27.594	195	230
8	1:41.650	35.519	231	35.646	190			232	26	1:38.501	35.485	224	35.410	190	27.606	192	229
9	2:10.400	1:07.422	217	35.706	192	27.272	196		27	1:38.297	35.413	225	35.376	189	27.508	195	230
10	1:39.102	35.883	223	35.948	191	27.271	200	231	28	1:38.820	35.608	224	35.649	189	27.563	195	232
11	1:38.334	35.296	230	35.778	192	27.260	195	241	29	1:38.698	35.457	225	35.603	192	27.638	194	233
12	1:38.557	35.355	223	35.694	190	27.508	196	242	30	1:39.248	35.526	224	35.777	187	27.945	193	231
13	1:38.767	35.576	225	35.818	191	27.373	198	235	31	1:39.398	35.638	225	35.881	190	27.879	194	231
14	1:38.815	35.573	224	35.773	192	27.469	196	243	32	1:39.713	36.047	223	35.786	192	27.880	194	230
15	1:38.563	35.407	224	35.710	191	27.446	194	234	33	1:39.394	36.150	223	35.481	190	27.763	193	232
16	1:38.521	35.564	225	35.467	191	27.490	198	233	34	1:38.627	35.499	225	35.387	192	27.741	194	231
17	1:38.844	35.552	224	35.679	190	27.613	194	242	35	1:38.738	35.586	224	35.496	193	27.656	195	231
18	1:38.611	35.550	224	35.528	191	27.533	195	231									

33 René Rast , AUTO BILD MOTORSPORT Audi RS 5DTM / DEU

theoretical besttime: 1:36.928

Lap	Time	S1	V1	S2	V2	S3	V3	Vmax	Lap	Time	S1	V1	S2	V2	S3	V3	Vmax
1	1:41.773	39.571	219	34.991	193	27.211	192		19	1:38.387	35.643	222	35.257	192	27.487	195	229
2	1:37.487	35.222	221	35.101	195	27.164	194	230	20	1:38.439	35.579	224	35.314	192	27.546	195	229
3	1:37.445	35.255	221	35.048	193	27.142	190	232	21	1:38.375	35.538	221	35.435	191	27.402	194	231
4	1:37.430	35.266	220	34.995	194	27.169	195	231	22	1:38.606	35.646	224	35.400	193	27.560	193	228
5	1:37.672	35.341	221	34.986	194	27.345	196	231	23	1:38.665	35.602	223	35.481	192	27.582	195	230
6	1:37.889	35.443	222	35.192	196	27.254	194	232	24	1:38.907	35.641	223	35.567	191	27.699	193	231
7	1:38.251	35.387	221	35.374	192	27.490	191	233	25	1:38.976	35.624	223	35.613	193	27.739	193	229
8	1:38.956	35.721	219	35.730	192	27.505	196	231	26	1:38.621	35.780	224	35.361	188	27.480	193	229
9	1:38.451	35.626	220	35.505	192	27.320	194	230	27	1:38.918	35.601	224	35.651	190	27.666	196	231
10	1:38.490	35.550	222	35.438	193	27.502	196	229	28	1:38.810	35.653	224	35.529	192	27.628	196	231
11	1:39.877	35.344	221	34.564	194			230	29	1:38.382	35.593	224	35.309	193	27.480	197	232
12	2:08.319	1:05.355	218	35.619	191	27.345	195		30	1:38.508	35.524	224	35.460	191	27.524	197	230
13	1:38.328	35.513	219	35.535	191	27.280	191	231	31	1:37.974	35.313	220	34.977	194	27.684	195	240
14	1:38.290	35.406	223	35.434	191	27.450	194	230	32	1:39.146	35.829	223	35.707	191	27.610	196	229
15	1:38.304	35.585	221	35.307	191	27.412	196	230	33	1:39.132	35.702	220	35.693	193	27.737	195	230
16	1:38.417	35.616	220	35.366	194	27.435	193	230	34	1:39.645	35.849	223	35.921	193	27.875	194	229
17	1:38.672	35.602	224	35.532	189	27.538	192	230	35	1:39.706	35.869	224	36.076	191	27.761	191	232
18	1:38.344	35.597	223	35.315	191	27.432	195	230									

36 Maxime Martin , BMW M4 DTM / BEL

theoretical besttime: 1:36.965

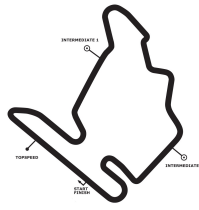
Lap	Time	S1	V1	S2	V2	S3	V3	Vmax	Lap	Time	S1	V1	S2	V2	S3	V3	Vmax
1	1:51.190	43.600	219	37.165	189				19	1:38.697	35.632	222	35.428	190	27.637	194	229
2	2:07.580	1:04.932	216	35.614	191	27.034	196		20	1:38.410	35.412	223	35.346	190	27.652	193	230
3	1:37.368	35.345	220	34.987	191	27.036	196	229	21	1:38.610	35.444	222	35.478	188	27.688	191	231
4	1:37.135	35.216	220	34.804	192	27.115	197	230	22	1:38.692	35.596	224	35.526	188	27.570	191	229
5	1:37.293	35.163	221	34.873	192	27.257	195	230	23	1:38.521	35.499	223	35.355	191	27.667	194	228
6	1:37.259	35.127	221	34.907	192	27.225	196	231	24	1:38.779	35.517	223	35.615	190	27.647	191	230
7	1:37.262	35.155	220	34.960	191	27.147	197	231	25	1:38.713	35.491	223	35.491	191	27.731	193	229
8	1:37.521	35.191	221	35.090	191	27.240	192	230	26	1:38.636	35.562	223	35.448	189	27.626	193	229
9	1:37.605	35.275	221	35.047	190	27.283	195	230	27	1:38.546	35.464	224	35.388	190	27.694	194	229
10	1:37.550	35.291	223	34.974	192	27.285	197	230	28	1:38.518	35.515	224	35.394	190	27.609	198	231
11	1:37.881	35.488	223	34.997	194	27.396	194	230	29	1:38.552	35.402	225	35.584	192	27.566	196	232
12	1:38.177	35.299	223	35.333	191	27.545	199	231	30	1:38.555	35.484	224	35.460	188	27.611	193	230
13	1:38.287	35.441	222	35.288	189	27.558	193	233	31	1:38.693	35.488	222	35.564	188	27.641	194	229
14	1:38.315	35.410	223	35.261	191	27.644	194	232	32	1:38.774	35.517	224	35.611	189	27.646	194	229
15	1:38.422	35.498	222	35.332	191	27.592	195	231	33	1:38.860	35.370	224	35.775	188	27.715	197	236
16	1:38.285	35.434	222	35.269	192	27.582	195	231	34	1:39.569	35.425	225	36.191	190	27.953	198	240
17	1:38.508	35.377	223	35.483	189	27.648	194	230	35	1:39.818	35.573	224	36.209	189	28.036	198	241
18	1:38.517	35.523	223	35.385	191	27.609	193	230									

DTM Budapest

Hungaroring, length 4381 m

16. - 18.06.2017

DTM



-Reg.No.: K-0294/2017.05.30.

Lap Analysis race 2, 18.06.2017

48 Edoardo Mortara , Mercedes-AMG C 63 DTM BWT / ITA										theoretical besttime: 1:37.553								
Lap	Time	S1	V1	S2	V2	S3	V3	Vmax		Lap	Time	S1	V1	S2	V2	S3	V3	Vmax
1	1:49.965	44.534	207	37.332	192	28.099	193			19	1:38.768	35.625	223	35.250	194	27.893	193	229
2	1:38.726	35.760	223	35.623	194	27.343	195	233		20	1:38.412	35.676	223	35.159	195	27.577	194	229
3	1:41.172	35.454	227	35.170	196			232		21	1:38.340	35.605	222	35.080	194	27.655	194	231
4	2:08.250	1:05.272	216	35.780	193	27.198	199			22	1:38.393	35.661	222	35.265	194	27.467	192	229
5	1:37.926	35.505	224	35.252	194	27.169	201	231		23	1:38.777	35.673	223	35.382	193	27.722	194	229
6	1:37.671	35.322	221	35.062	195	27.287	196	240		24	1:38.427	35.586	224	35.228	194	27.613	194	230
7	1:37.858	35.418	228	35.156	194	27.284	193	231		25	1:38.670	35.803	224	35.250	190	27.617	195	229
8	1:37.925	35.379	222	35.192	193	27.354	193	238		26	1:38.660	35.769	223	35.267	193	27.624	194	228
9	1:38.983	35.514	223	35.960	192	27.509	197	232		27	1:38.602	35.548	231	35.391	192	27.663	198	230
10	1:38.253	35.625	230	35.242	194	27.386	199	240		28	1:38.815	35.549	222	35.380	193	27.886	198	240
11	1:38.313	35.577	223	35.162	196	27.574	192	231		29	1:39.546	36.087	222	35.739	193	27.720	199	242
12	1:38.873	35.711	222	35.579	194	27.583	195	231		30	1:38.934	35.645	222	35.468	194	27.821	192	239
13	1:38.554	35.623	223	35.406	190	27.525	192	232		31	1:39.285	35.834	222	35.567	193	27.884	194	229
14	1:38.464	35.782	222	35.150	196	27.532	196	231		32	1:39.033	35.906	223	35.398	193	27.729	195	230
15	1:38.625	35.747	222	35.292	195	27.586	196	231		33	1:38.809	35.772	223	35.310	192	27.727	194	230
16	1:38.685	35.725	222	35.265	194	27.695	194	230		34	1:39.246	35.609	230	35.790	195	27.847	197	231
17	1:38.486	35.571	223	35.302	194	27.613	194	230		35	1:39.342	35.605	224	35.839	196	27.898	198	240
18	1:38.434	35.652	223	35.260	194	27.522	192	229										

51 Nico Müller , Playboy Audi RS 5 DTM / CHE										theoretical besttime: 1:37.276								
Lap	Time	S1	V1	S2	V2	S3	V3	Vmax		Lap	Time	S1	V1	S2	V2	S3	V3	Vmax
1	1:43.075	40.078	221	35.509	190	27.488	195			19	1:38.600	35.595	223	35.363	190	27.642	192	230
2	1:37.693	35.491	220	34.952	193	27.250	191	231		20	1:38.441	35.550	224	35.446	193	27.445	194	230
3	1:37.604	35.324	222	34.943	192	27.337	196	232		21	1:38.402	35.579	223	35.298	191	27.525	193	231
4	1:37.603	35.279	222	35.021	194	27.303	195	232		22	1:38.719	35.531	228	35.636	191	27.552	197	235
5	1:37.678	35.331	222	35.032	193	27.315	197	231		23	1:38.598	35.577	225	35.353	193	27.668	192	236
6	1:38.425	35.406	223	35.314	192	27.705	195	233		24	1:38.661	35.629	223	35.478	192	27.554	192	230
7	1:39.261	35.836	220	35.584	192	27.841	192	229		25	1:38.614	35.484	229	35.497	191	27.633	195	229
8	1:38.753	35.739	222	35.503	193	27.511	194	229		26	1:38.443	35.416	229	35.437	191	27.590	196	237
9	1:38.680	35.765	222	35.481	191	27.434	198	230		27	1:38.322	35.364	229	35.360	194	27.598	198	238
10	1:40.741	35.494	222	34.943	194			230		28	1:38.692	35.624	229	35.472	194	27.596	198	240
11	2:08.264	1:05.070	219	36.080	192	27.114	192			29	1:38.499	35.219	230	35.715	195	27.565	197	240
12	1:38.077	35.658	221	35.198	194	27.221	196	231		30	1:38.656	35.424	229	35.590	194	27.642	196	238
13	1:37.750	35.390	222	35.153	194	27.207	194	230		31	1:38.639	35.334	228	35.578	194	27.727	194	237
14	1:38.164	35.450	223	35.381	192	27.333	195	231		32	1:38.661	35.412	230	35.500	194	27.749	195	238
15	1:38.196	35.527	222	35.376	195	27.293	196	231		33	1:38.977	35.412	230	35.830	192	27.735	194	238
16	1:38.154	35.503	222	35.185	193	27.466	193	231		34	1:39.308	35.513	230	35.829	194	27.966	197	238
17	1:38.527	35.584	224	35.331	192	27.612	195	230		35	1:39.818	35.483	230	36.190	189	28.145	195	242
18	1:38.758	35.828	224	35.496	191	27.434	194	230										

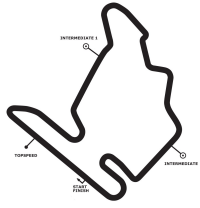
53 Jamie Green , Hoffmann Group Audi RS 5 DTM / GBR										theoretical besttime: 1:36.939								
Lap	Time	S1	V1	S2	V2	S3	V3	Vmax		Lap	Time	S1	V1	S2	V2	S3	V3	Vmax
1	1:44.128	41.228	222	35.666	192	27.234	190			19	1:38.870	35.615	223	35.595	190	27.660	192	231
2	1:38.267	35.431	224	35.571	193	27.265	195	232		20	1:38.693	35.515	225	35.612	191	27.566	193	232
3	1:37.640	35.145	232	35.352	194	27.143	196	238		21	1:38.571	35.493	224	35.612	190	27.466	194	232
4	1:37.493	35.005	222	35.216	192	27.272	195	241		22	1:38.771	35.570	226	35.511	191	27.690	194	230
5	1:37.934	35.145	230	35.315	192	27.474	194	231		23	1:38.905	35.586	226	35.730	190	27.589	193	230
6	1:39.096	36.233	223	35.486	193	27.377	196	241		24	1:38.655	35.545	225	35.584	193	27.526	195	232
7	1:38.463	35.290	223	35.608	188	27.565	199	241		25	1:38.907	35.582	225	35.631	193	27.694	190	230
8	1:41.788	35.609	222	35.631	193			241		26	1:38.502	35.521	225	35.382	195	27.599	198	236
9	2:08.642	1:06.255	219	35.403	192	26.984	193			27	1:37.869	35.591	224	34.950	193	27.328	197	240
10	1:37.457	35.372	223	35.040	193	27.045	198	228		28	1:38.226	35.173	224	35.495	191	27.558	198	242
11	1:38.191	35.238	224	35.662	190	27.291	198	239		29	1:38.100	35.577	223	35.122	192	27.401	198	242
12	1:38.512	35.428	225	35.632	194	27.452	194	241		30	1:38.191	35.397	224	35.305	193	27.489	194	241
13	1:38.036	35.198	225	35.506	194	27.332	199	238		31	1:38.509	35.627	221	35.283	192	27.599	194	230
14	1:38.197	35.313	224	35.439	193	27.445	196	242		32	1:38.964	35.675	223	35.629	191	27.660	194	229
15	1:38.356	35.525	224	35.343	194	27.488	194	231		33	1:39.145	35.720	223	35.803	190	27.622	193	229
16	1:38.639	35.599	225	35.454	192	27.586	194	231		34	1:39.085	35.640	225	35.584	195	27.861	194	232
17	1:38.350	35.485	225	35.339	194	27.526	194	232		35	1:41.753	35.820	220	36.236	188	29.697	104	230
18	1:38.459	35.468	224	35.510	191	27.481	193	231										

DTM Budapest

Hungaroring, length 4381 m

16. - 18.06.2017

DTM



-Reg.No.: K-0294/2017.05.30.

Lap Analysis race 2, 18.06.2017

63 Maro Engel , Mercedes-AMG C 63 DTM SILBERPFEIL Energy / DEU									theoretical besttime: 1:37.023								
Lap	Time	S1	V1	S2	V2	S3	V3	Vmax	Lap	Time	S1	V1	S2	V2	S3	V3	Vmax
1	1:47.966	43.336	218	37.140	188	27.490	193		19	2:17.253	1:14.261	219	35.631	192	27.361	193	
2	1:38.279	35.478	221	35.319	193	27.482	196	233	20	1:37.493	35.585	221	34.946	193	26.962	195	227
3	1:38.276	35.115	229	35.371	189	27.790	199	240	21	1:38.558	35.880	220	35.345	191	27.333	194	230
4	1:38.235	35.279	221	35.484	189	27.472	203	241	22	1:38.457	35.668	221	35.309	190	27.480	193	230
5	1:39.843	35.358	222	35.645	167	28.840	194	239	23	1:39.137	35.661	223	35.380	191	28.096	193	228
6	1:38.439	35.523	222	35.290	190	27.626	196	240	24	1:37.987	35.603	221	35.075	191	27.309	195	229
7	1:38.356	35.567	220	35.217	190	27.572	192	232	25	1:38.957	35.729	223	35.633	184	27.595	194	229
8	1:38.528	35.618	222	35.294	188	27.616	194	229	26	1:38.744	35.732	222	35.137	189	27.875	192	228
9	1:38.597	35.997	219	35.025	191	27.575	196	230	27	1:38.600	35.547	223	35.505	190	27.548	194	229
10	1:38.372	35.600	221	35.070	192	27.702	197	229	28	1:38.719	35.548	222	35.166	191	28.005	196	230
11	1:38.169	35.614	222	35.047	192	27.508	194	230	29	1:38.439	35.587	223	35.241	192	27.611	194	231
12	1:38.724	35.675	222	35.297	192	27.752	193	230	30	1:38.600	35.599	223	35.071	190	27.930	193	229
13	1:38.481	35.547	220	35.170	192	27.764	195	230	31	1:38.535	35.654	223	35.101	193	27.780	194	229
14	1:38.375	35.803	221	35.024	193	27.548	192	230	32	1:38.522	35.665	223	35.210	193	27.647	195	229
15	1:38.198	35.546	220	34.969	192	27.683	193	230	33	1:38.813	35.789	223	35.388	192	27.636	195	231
16	1:38.431	35.628	220	35.050	191	27.753	194	230	34	1:38.683	35.368	230	35.349	193	27.966	195	237
17	1:38.336	35.605	222	35.226	192	27.505	195	229	35	1:40.562	35.872	221	36.746	191	27.944	196	231
18	1:41.756	35.816	221	35.312	192			229									

77 Loic Duval , Castrol EDGE Audi RS 5 DTM / FRA									theoretical besttime: 1:37.408								
Lap	Time	S1	V1	S2	V2	S3	V3	Vmax	Lap	Time	S1	V1	S2	V2	S3	V3	Vmax
1	1:49.535	44.261	206	37.288	191	27.986	190		19	1:38.710	35.676	225	35.300	193	27.734	193	228
2	1:38.390	35.684	221	35.284	191	27.422	194	233	20	1:38.785	35.734	225	35.308	192	27.743	192	230
3	1:41.504	35.463	223	35.320	191			230	21	1:38.661	35.672	223	35.274	192	27.715	193	231
4	2:07.766	1:04.209	218	36.452	191	27.105	197		22	1:38.462	35.570	225	35.353	192	27.539	196	229
5	1:37.679	35.569	222	35.055	193	27.055	194	230	23	1:38.770	35.608	224	35.458	192	27.704	193	229
6	1:37.840	35.444	222	35.032	192	27.364	197	231	24	1:38.453	35.584	224	35.234	192	27.635	196	231
7	1:37.797	35.450	222	35.025	194	27.322	193	231	25	1:38.654	35.554	225	35.435	190	27.665	192	230
8	1:38.105	35.569	223	35.254	192	27.282	193	230	26	1:38.909	35.626	225	35.572	191	27.711	193	230
9	1:39.404	35.969	219	35.950	192	27.485	194	231	27	1:38.645	35.569	225	35.421	191	27.655	194	230
10	1:39.717	36.552	225	35.764	193	27.401	196	229	28	1:38.673	35.563	224	35.480	192	27.630	194	231
11	1:38.204	35.328	225	35.420	193	27.456	194	240	29	1:38.884	35.538	224	35.572	192	27.774	194	233
12	1:38.627	35.412	224	35.634	193	27.581	196	237	30	1:39.433	35.681	223	35.948	191	27.804	193	231
13	1:38.839	35.494	230	35.783	191	27.562	196	241	31	1:39.540	35.794	223	35.727	191	28.019	194	230
14	1:38.627	35.499	224	35.500	193	27.628	197	241	32	1:39.702	35.903	224	35.818	192	27.981	194	228
15	1:38.488	35.358	223	35.581	190	27.549	195	241	33	1:55.317	48.871	217	37.992	183	28.454	192	230
16	1:38.675	35.585	224	35.456	193	27.634	194	231	34	1:41.983	36.673	221	36.667	187	28.643	192	229
17	1:38.636	35.366	225	35.699	188	27.571	196	240	35	1:42.192	36.748	221	36.710	185	28.734	190	229
18	1:38.521	35.401	224	35.419	191	27.701	192	240									

99 Mike Rockenfeller , Schaeffler Audi RS 5 DTM / DEU									theoretical besttime: 1:36.775								
Lap	Time	S1	V1	S2	V2	S3	V3	Vmax	Lap	Time	S1	V1	S2	V2	S3	V3	Vmax
1	1:51.866	43.807	218	37.183	189				19	1:38.697	35.445	224	35.545	194	27.707	197	237
2	2:09.168	1:06.962	219	35.251	193	26.955	196		20	1:38.632	35.401	225	35.536	191	27.695	193	240
3	1:37.091	35.340	221	34.856	193	26.895	198	230	21	1:38.804	35.657	224	35.487	192	27.660	192	232
4	1:38.272	35.789	220	35.313	195	27.170	194	230	22	1:38.504	35.501	225	35.380	193	27.623	196	231
5	1:36.943	35.211	222	34.669	196	27.063	196	230	23	1:38.971	35.687	225	35.679	194	27.605	196	229
6	1:37.861	35.378	222	34.926	195	27.557	196	232	24	1:38.888	35.508	225	35.643	191	27.737	194	241
7	1:38.037	35.401	222	35.279	192	27.357	194	233	25	1:39.083	35.734	225	35.644	191	27.705	193	229
8	1:38.164	35.360	225	35.366	194	27.438	194	231	26	1:38.882	35.671	225	35.628	193	27.583	194	230
9	1:38.377	35.532	223	35.375	190	27.470	194	233	27	1:38.590	35.620	225	35.402	194	27.568	194	231
10	1:37.879	35.459	225	35.007	195	27.413	195	232	28	1:38.724	35.620	225	35.489	194	27.615	196	231
11	1:38.143	35.412	225	35.179	195	27.552	194	231	29	1:38.260	35.396	225	35.452	195	27.412	198	241
12	1:38.141	35.398	225	35.201	194	27.542	196	231	30	1:39.686	36.063	225	35.843	195	27.780	196	241
13	1:38.209	35.458	224	35.204	194	27.547	194	232	31	1:40.046	35.909	223	35.889	194	28.248	194	239
14	1:38.363	35.501	223	35.228	195	27.634	195	233	32	1:39.929	36.506	225	35.837	192	27.586	192	230
15	1:38.132	35.513	223	35.174	194	27.445	195	233	33	1:39.658	35.497	233	35.782	190	28.379	194	237
16	1:38.458	35.262	233	35.481	194	27.715	196	238	34	1:39.235	35.901	225	35.612	194	27.722	195	233
17	1:38.507	35.375	224	35.530	193	27.602	196	239	35	1:39.530	35.789	225	35.900	195	27.841	188	238
18	1:39.021	35.569	225	35.815	192	27.637	193	241									